

Fosterstown North SHD

Daylight and Sunlight Assessment Report
Applicant: J. Murphy (Developments) Limited

+353 (0) 1 288 0186

info@3ddesignbureau.com

www.3ddesignbureau.com



**3D DESIGN
BUREAU**

Creative & Technical 3D Solutions in
Design, Planning & Marketing.

Contents

| | |
|--|------------|
| 1.0 Executive Summary | 3 |
| 1.1 Summary of Assessment..... | 3 |
| 1.2 Impact Assessment Results Overview:..... | 4 |
| 1.3 Scheme Performance Results Overview:..... | 4 |
| 1.4 Conclusion | 4 |
| 2.0 Glossary | 6 |
| 2.1 Terms and Definitions | 6 |
| 2.2 Definition of Effects..... | 7 |
| 2.3 Index of Tables | 8 |
| 3.0 Guidelines / Standards | 12 |
| 4.0 Assessment Overview | 14 |
| 4.1 Development Description | 14 |
| 4.2 Effect on Vertical Sky Component (VSC)..... | 14 |
| 4.3 Effect on Sun On Ground in Existing Gardens..... | 14 |
| 4.4 Shadow Study | 15 |
| 4.5 Sun On Ground in Proposed Outdoor Amenity Areas | 15 |
| 4.6 Average Daylight Factor in Proposed Habitable Rooms (ADF)..... | 15 |
| 5.0 Methodology | 16 |
| 5.1 Building the Baseline and Proposed Models..... | 16 |
| 5.2 Generating Results..... | 16 |
| 5.3 Shadow Study | 18 |
| 6.0 Impact Assessment Results | 19 |
| 6.1 Effect on Vertical Sky Component..... | 19 |
| 6.2 Effect on Sun On Ground in Existing Gardens..... | 26 |
| 6.3 41-51 Boroimhe Laurels..... | 27 |
| 6.4 Shadow Studies..... | 28 |
| 6.4.1 Shadow Study 21st March..... | 28 |
| 6.4.2 Shadow Study 21 June..... | 31 |
| 6.4.3 Shadow Study 21 December..... | 35 |
| 7.0 Scheme Performance Results | 37 |
| 7.1 Sun On Ground in Proposed Outdoor Amenity Areas | 37 |
| 7.2 Average Daylight Factor..... | 38 |
| 7.3 Appendix Results - Alternative Daylight Standards | 140 |
| 8.0 Analysis of Results | 242 |
| 8.1 Analysis of Impact Assessment Results..... | 242 |
| 8.2 Analysis of Scheme Performance Results..... | 243 |
| 9.0 Conclusion | 244 |

1.0 Executive Summary

1.1 Summary of Assessment

3D Design Bureau were commissioned to carry out a comprehensive BRE daylight and sunlight assessment, along with an accompanying shadow study for the proposed strategic housing development at lands at Fosterstown North, Dublin Road / R132, Swords, Co. Dublin.

The assessment has been broken down into the following two main categories, of which there are sub categories summarised further below:

- **Impact assessment:** Effect on the surrounding environment and properties, which includes VSC, and sun on ground analysis (SOG). The effects were assessed in the baseline state versus the proposed state. Note: For this project, an APSH/WPSH impact assessment was not carried out to the windows assessed. The BRE guidelines suggest that windows with an orientation within 90 degrees of due south should be assessed. As none of the windows which required assessment meet this criteria (all of them are falling within 90 degrees of due North) they were therefore not included in the assessment.
- **Scheme Performance:** Daylight and sunlight assessment of the proposed development, which includes sun on ground (SOG) to the proposed amenity spaces and internal daylighting (ADF) to all the habitable rooms.

The impact assessment that was carried out for the purpose of this report has studied the potential levels of effect the surrounding existing environment and/or properties would sustain should the proposed development be built as proposed.

This impact assessment covers the following categories:

- Effect on daylight (VSC) to surrounding properties. The effect to the VSC of the windows of the following neighbouring properties was assessed:
 - **2-24 Boroimhe Willows, Swords**
 - **16-18 Boroimhe Oaks, Swords**
 - **41-51 Boroimhe Laurels, Swords**
- Effect on sunlight to surrounding external amenity spaces such as gardens:
 - **16-18 Boroimhe Oaks, Swords**
 - **41-51 Boroimhe Laurels, Swords**



Figure 1.1: Scope of surrounding properties and environment assessed.

The BRE Guidelines recommend that if any part of a new building or extension, measured in a vertical section perpendicular to a main window wall of an existing building, from the centre of the lowest window, does not subtend an angle of more than 25° to the horizontal, then the daylighting and sunlighting of the existing building are unlikely to be adversely affected. Using this guidance as a rule of thumb, The surrounding context was carefully considered to ensure all properties and amenity spaces that may potentially experience a level of effect were included in the study.

The daylight and sunlight assessment of the proposed development included an analysis of the levels of sunlight to the proposed amenity spaces, as well as access to daylight (ADF) in all the habitable rooms of the proposed units within the development. All external amenity spaces as identified by the landscape architect were assessed for sunlight. All floors were assessed for ADF.

Please see Page 4 for a detailed breakdown of results.

1.2 Impact Assessment Results Overview:

Effect to Vertical Sky Component (VSC) on neighbouring properties:

- Windows Assessed: 96 No.
 - Imperceptible: 82 No.
 - Not Significant: 8 No.
 - Slight: 1 No.

Effect to Sun On Ground (SOG) in existing neighbouring gardens:

- Gardens Assessed: 13 No.
 - Imperceptible: 13 No.

1.3 Scheme Performance Results Overview:

Sun On Ground (SOG) in proposed gardens / amenity areas:

- Areas Assessed: 8 No.
 - Meeting the guidelines: 8 No.

Average Daylight Factor (ADF) of internal proposed development:

- Rooms assessed: 1753 No. (Total No. across the development is 1753 No.)

ADF circa compliance rate for the proposed scheme:

- Rooms meeting the guidelines: 1610 No.
- Rooms not meeting the guidelines: 143 No.
- Compliance rate: ~92%

ADF circa compliance rate for the proposed scheme with a reduced target value of 1.5% considered for LKDs:

- Rooms meeting the guidelines: 1690 No.
- Rooms not meeting the guidelines: 63 No.
- Compliance rate: ~96%

1.4 Conclusion

3D Design Bureau (3DDB) were commissioned to carry out a daylight assessment, sunlight assessment and shadow study for the proposed strategic housing development at lands at Fosterstown North, Dublin Road / R132, Swords, Co. Dublin.

This assessment has examined the effect the proposed development would have on the level of daylight and sunlight received by the neighbouring residential properties that are in close proximity to the proposed development and that fall within an area deemed necessary to assess.

The impact assessment that was carried out indicates that the proposed development will have an imperceptible level of effect on the vast majority (~85%) of existing neighbouring windows. The small number of windows (~15%) that do not achieve the recommendations as per the BRE Guidelines are marginally below the recommended level. They are also localised in a more constrained area adjoining the proposed scheme and are not registering extreme levels of impact.

Furthermore, the subject site is currently a greenfield site that is zoned for residential use. As such, the impacted windows facing this site currently have little to no obstructions. These windows are likely to sustain some level of effect, should the proposed site be developed to an appropriate level of density.

The level of effect of sun on the ground was assessed on 13 no. rear existing gardens. 100% of these existing gardens have met the criteria for effect on sunlighting as set out in the BRE Guidelines. The gardens of the neighbouring properties will not suffer any levels of impact by the proposed development, and occupants will continue to receive acceptable levels of sunlight within them.

Given the density of the proposed scheme, the level of effect on daylight and sunlight to the surrounding existing properties can be considered acceptable. It is the opinion of 3DDB that no existing properties will experience an unacceptable drop in levels of daylight or sunlight.

With regard to the scheme performance, close consultation with the design team throughout the entire project was carried out resulting in many design interventions being implemented, such as amendments to room configuration, increase/maximising of window sizes along with the inclusion of additional windows where possible. This resulted in a level of compliance for ADF of circa 92% when LKDs are considered at the higher target value of 2%. Whilst there are units/rooms falling short of target values, given the desire for density on such a site there will always be such units/rooms within a large scale scheme like this that will not meet the recommended guidelines. It is also noted by the planning consultant and project architect that *“The proposed development is located adjacent to one of the main routes into the city centre and is well served by public transport. The existing site is underutilised and presents a key opportunity site in the Metropolitan Consolidation Town of Swords to provide much needed residential development. The site represents one of the last remaining undeveloped larger scale landbanks zoned for residential use located between Swords and Dublin Airport and the city boundary. The proposed building height ranges from 4 storeys to 10 storeys, with the taller elements located centrally and on the north-eastern part of the site, away from existing residential properties”*.

A balance will always need to be struck with regard to architectural integrity and requirements versus trying to achieve a 100% compliance on schemes for access to daylight and sunlight such as stated in the Objective DMS30. The optimisation process has ensured that a high proportion of habitable rooms achieve and exceed the minimum levels of daylight and sunlight as recommended in the BRE Guidelines. However where the scheme cannot fully meet all of the requirements, a degree of flexibility is recognised in accordance with The Apartment Guidelines 2020, and the equivalent paragraphs in Section 3.2 of the Building Height Guidelines 2018, and compensatory design measures have been considered by the project architect and stated above.

Finally, as all proposed exterior amenity spaces achieved the recommend levels of sunlight as per the BRE Guidelines, future occupants can expect to enjoy outdoor, well designed amenity spaces that receive good levels of sunlight.

2.0 Glossary

2.1 Terms and Definitions

Skylight

Non directional ambient light cast from the sky and environment.

Sunlight

Direct parallel rays of light emitted from the sun.

Daylight

Combined skylight and sunlight.

Overcast sky model

A completely overcast sky model, used for daylight calculation.

Existing Baseline Model State

The development site in its existing state. The proposed development has not been included. This model state has been used when generating the baseline results for all the existing neighbouring properties.

Proposed Development Model State

The proposed development has been modelled into the existing environment. This model state has been used when assessing the effect of the proposed development on the existing neighbouring properties, as well as assessments carried out within the proposed development itself.

Vertical Sky Component (VSC)

Ratio of that part of illuminance, at a point on a given vertical plane, that is received directly from an overcast sky model, to illuminance on a horizontal plane due to an unobstructed hemisphere of this sky. Usually the 'given vertical plane' is the outside of a window wall. The VSC does not include reflected light, either from the ground or from other buildings.

Sun On Ground (SOG)

Assessment of what portion of a garden or amenity space is capable of receiving 2 hours or more of direct sunlight on March 21st.

Average Daylight Factor (ADF)

Ratio of total daylight flux incident on the working plane to the area of the working plane, expressed as a percentage of the outdoor illuminance on a horizontal plane due to an unobstructed overcast sky model.

Thus a 1% ADF would mean that the average indoor illuminance would be one hundredth the outdoor unobstructed illuminance.

Working plane

Horizontal, vertical or inclined plane in which a visual task lies. Normally the working plane may be taken to be horizontal, 850 mm above the floor in houses and factories, 700 mm above the floor in offices. The plane is offset 500 mm from the room boundaries.

LKD

Living / Kitchen / Dining room.

BRE Target Value

When assessing the effect a proposed development would have on a neighbouring property, a target value will be applied. This applied target value is generated as per the criteria set out for each study in the BRE Guidelines.

Alternative Target Value

It could be appropriate to use alternative target values when conducting assessment of effect on existing properties. If such instances occur the rationale will be clearly explained and the instances where the alternative target values have been applied will be clearly identified.

Level of BRE Compliance

Each table in the study that has a column identified as "Level of BRE Compliance", identifies how an assessed instance performs in relation to the appropriate target value. If the instance is in compliance with the recommendations as made in the BRE Guidelines the value will be expressed as "BRE Compliant". If the instance does not meet the criteria as set out in the BRE Guidelines a percentage will be expressed to determine the level of compliance with the recommendation. This value determines the definition of effect.

LUX

Lux is a standardised unit of measurement of light level intensity. A measurement of 1 lux is equal to the illumination of a one metre square surface that is one metre away from a single candle.

2.2 Definition of Effects

In order to categorise the varying degrees of compliance with the BRE Guidelines when assessing the effect a proposed development would have on the daylight and sunlight of an existing property, 3DDB have assigned numerical values to the levels of effect as listed in 'Guidelines on the Information to be Contained in Environmental Impact Assessment Reports' prepared by the Environmental Protection Agency (Draft of 2017), and to Directive 2011/92/EU (as amended by Directive 2014/52/EU).

The list of definitions given below is taken from Table 3.3: Descriptions of Effects contained in the draft 'Guidelines on the Information to be Contained in Environmental Impact Assessment Reports' prepared by the Environmental Protection Agency. Some comment is also given below on what these definitions might imply in the case of sunlight access.

Note: There are many factors to be taken into consideration when determining levels of effect. We have included typical numerical values that we have used when assigning levels of effect. These values should not be applied rigidly, but rather as a guide. Circumstances may occur that lead to flexibility being sought in our interpretation of these definitions. Such cases are always explained in the Analysis of Results section, if and when they occur.

Imperceptible

An effect capable of measurement but without significant consequences. For the purposes of this Sunlight and Daylight Assessment Report an "imperceptible" level of effect will be stated if the level of effect is within the criteria as recommended in the BRE Guidelines and the applied target value has been achieved.

Not Significant

An effect which causes noticeable changes in the character of the environment but without significant consequences. For the purposes of this Sunlight and Daylight Assessment Report, a "not significant" level of effect will be stated if the level of effect is marginally outside of the criteria as stated in the BRE Guidelines. Typically a "not significant" level of effect will be applied if the level of daylight or sunlight is reduced to between 90-99% of the applied target value.

Slight

An effect which causes noticeable changes in the character of the environment without affecting its sensitivities. For the purposes of this Sunlight and Daylight Assessment Report, a "slight" level of effect will be stated if the level of daylight or sunlight is reduced to between 75-90% of the applied target value.

Moderate

An effect that alters the character of the environment in a manner that is consistent with existing and emerging trends. For the purposes of this Sunlight and Daylight Assessment Report, a "moderate" level of effect will be stated if the level of daylight or sunlight is reduced to between 50-75% of the applied target value. A "moderate" level of effect would be quite typical in instances where a proposed development is planned on an under-developed plot of land. The level of daylight and/or sunlight of an assessed property is reduced in a manner that is consistent with similar properties in the immediate surrounding area.

Significant

An effect which, by its character, magnitude, duration or intensity alters a sensitive aspect of the environment. For the purposes of this Sunlight and Daylight Assessment Report a "significant" level of effect will be stated if the proposed development reduces the availability of daylight or sunlight of a neighbouring property to a low level. Typically a "significant" level of effect will be stated if the level of daylight or sunlight is reduced to between 30-50% of the applied target value.

Very Significant

An effect which, by its character, magnitude, duration or intensity significantly alters most of a sensitive aspect of the environment. For the purposes of this Sunlight and Daylight Assessment Report a "very significant" level of effect will be stated if the proposed development reduces the availability of daylight or sunlight of a neighbouring property to a very low level. Typically a "very significant" level of effect will be stated if the level of daylight or sunlight is reduced to between 10-30% of the applied target value.

Profound

An effect which obliterates sensitive characteristics. For the purposes of this Sunlight and Daylight Assessment Report, a "profound" level of effect will only be stated if the proposed development reduces the availability of daylight or sunlight of a neighbouring property to a level that is less than 10% of the applied target value.

Positive Effect

In relation to sunlight or daylight access, it is conceivable that there could be positive effects, but this implies that a development would involve a reduction of the size or scale of built form (e.g. such as the demolition of a building, which might result in an increase in sunlight access). Though that is possible, it is usually unlikely as most development involves the construction of new obstructions to sunlight access.

2.3 Index of Tables

2.3.1 Impact Assessment: Vertical Sky Component

Below is an example of the table used to describe the effect on VSC.

| Table No. 2.1: Example of VSC Table for an Impact Assessment | | | | | | |
|--|--------------------|--------------------|---------------------------------------|-------------------------|---|--------------------------------|
| Window Number | Baseline VSC Value | Proposed VSC Value | Ratio of Proposed VSC to Baseline VSC | Recommended Minimum VSC | Level of Compliance with BRE Guidelines | Effect of Proposed Development |
| House Number/Floor | | | | | | |
| A | B | C | D | E | F | G |

A: Window Number

The number in this column will identify the assessed window. All windows are represented visually in the corresponding figure.

B: Baseline VSC Value

The *Baseline VSC Value* represents the VSC value of the assessed window is calculated in the existing baseline model state (as explained in the “Glossary” on page 6).

C: Proposed VSC Value

The *Proposed VSC Value* represents the VSC value of the assessed window calculated in the proposed model state (as explained in the “Glossary” on page 6).

D: Ratio of Proposed VSC to Baseline VSC

This column expressed the ratio of change between the baseline VSC value and the proposed VSC value. The BRE Guidelines recommend that if the proposed value is less than 0.8 times the baseline value, then the reduction in daylight is more likely to be perceptible.

E: Recommended minimum VSC

The *BRE Target Value* for each window has been set according to the BRE Guidelines. The Guidelines state that a proposed development could possibly have a noticeable effect on the daylight received by an existing window, if the VSC value **both** drops below the guideline value of 27% **and** the VSC value is less than 0.8 times the baseline value.

Therefore, to determine the *recommended minimum Value*, 80% of the *Baseline VSC value* has been calculated. If this value is above the 27% threshold, a target value of 27% will be applied. If 80% of the baseline value is below 27%, then 80% of the baseline value is the appropriate target value.

F: Level of Compliance with the BRE Guidelines

This column states the compliance of the *Proposed VSC Value* with the *recommended minimum VSC* as per the BRE Guidelines. In essence, it shows whether or not the assessed window would experience a perceptible level of impact. If the window complies with the BRE Guidelines this cell will state “*BRE Compliant*”. If the window does not meet the criteria as set out in the BRE Guidelines, a percentage of compliance with the *recommended minimum* will be stated.

G: Effect of Proposed Development

The levels of effect in this column describe the effect an assessed window will experience, based on its compliance with the *BRE Target Value*. The levels of effect used in this report have regard to the ‘*Guidelines on the Information to be Contained in Environmental Impact Assessment Reports*’ prepared by the Environmental Protection Agency (Draft of 2017), and to *Directive 2011/92/EU (as amended by Directive 2014/52/EU)* and a full list can be found in “*Definition of Effects*” on page 7.

2.3.2 Impact Assessment: Sun On Ground

Below is an example of the table used to describe the effect on SOG in existing gardens and amenity spaces.

| Table No. 2.2: Example of SOG Table or an Impact Assessment | | | | | | |
|---|---|----------|-------------------------------|---|---|--------------------------------|
| Address | % of Area to Receive Above 2 Hours Sunlight on March 21st (Target >50%) | | | | Level of Compliance with BRE Guidelines | Effect of Proposed Development |
| | Baseline | Proposed | Ratio of Proposed to Baseline | Recommended Minimum as per BRE Guidelines | | |
| A | B | C | D | E | F | G |

A: Address

This column contains the address of the assessed garden/amenity space. The locations of the gardens and amenity spaces assessed are visually represented in a corresponding figure.

B: Baseline

Baseline represents percentage of the assessed space's area that can receive more than 2 hours of sunlight on March 21st, calculated in the existing baseline model state (as explained in the "Glossary" on page 6).

C: Proposed

Proposed represents percentage of the assessed space's area that can receive more than 2 hours of sunlight on March 21st, calculated in the proposed model state (as explained in the "Glossary" on page 6).

D: Ratio of Proposed to Baseline

This column expressed the ratio of change between the baseline and the proposed values. The BRE Guidelines recommend that if the proposed value is less than 0.8 times the baseline value, then the reduction to sunlight is more likely to be perceptible.

E: Recommended Minimum as per the BRE Guidelines

The BRE Guidelines indicate that a proposed development could possibly have a noticeable effect on the sunlight received by an existing garden and/or amenity area, if half the area of the space does not receive at least two hours of sunlight during the spring equinox; **and** the area that receives more than two hours of sun on the spring equinox is less than 0.8 times its former value.

To determine the *recommended minimum*, 80% of the *Baseline* value has been calculated. If this value is above the 50% threshold, a target value of 50% will be applied. If 80% of the baseline value is below 50%, then 80% of the baseline value is the appropriate target value.

F: Level of BRE Compliance

This column states the compliance of the *Proposed* sunlight value with the *recommended minimum as per the BRE Guidelines*. In essence, it shows whether or not the assessed garden or amenity area would experience a perceptible level of impact. If the garden or amenity area complies with the BRE Guidelines this cell will state "*BRE Compliant*". If the garden or amenity area does not meet the criteria as set out in the BRE Guidelines, a percentage of compliance with the *recommended minimum* will be stated.

G: Effect of Proposed Development

The levels of effect in this column describe the effect an assessed garden or amenity space will experience, based on its compliance with the *BRE Target Value*. The levels of effect used in this report have regard to the 'Guidelines on the Information to be Contained in Environmental Impact Assessment Reports' prepared by the Environmental Protection Agency (Draft of 2017), and to Directive 2011/92/EU (as amended by Directive 2014/52/EU) and a full list can be found in "Definition of Effects" on page 7.

2.3.3 Scheme Performance: SOG in Proposed Gardens and Amenity Spaces

Below is an example of the table used to describe SOG in proposed gardens and amenity spaces.

| Table No. 2.3: Example of SOG Table for Scheme Performance | | | |
|--|---|---------------------|---|
| Assessed Area | Area Capable of Receiving 2 Hours of Sunlight on March 21st | Recommended Minimum | Level of Compliance with BRE Guidelines |
| A | B | C | D |

A: Assessed Area

This column identifies the assessed garden/amenity area.

B: Area Capable of Receiving 2 Hours of Sunlight on March 21st

The percentage of the proposed area that can receive more than 2 hours of sunlight on March 21st.

C: Recommended Minimum

The BRE Guidelines state that the percentage of a garden/amenity area that can receive more than 2 hours of sunlight on March 21st should be 50%. The target value for all spaces is set to 50%.

D: Level of Compliance with BRE Guidelines

This column states the compliance of the assessed space with the *BRE Target Value*. If the assessed garden or amenity area complies with the BRE Guidelines this cell will state “*BRE Compliant*”. If the garden or amenity area does not meet the criteria as set out in the BRE Guidelines, a percentage of compliance with the *recommended minimum* will be stated.

2.3.4 Scheme Performance: Average Daylight Factor

Below is an example of the table used to describe the daylight factor in proposed units.

| Table No. 2.4: Example of ADF Results Table for Scheme Performance | | |
|--|------------------|---------------------|
| Unit Number | Room Description | Predicted ADF Value |
| A | B | C |

A: Unit Number

This column identifies the assessed unit. All unit numbers are determined by the architect’s drawings, unless otherwise stated.

B: Room Description

Room Description details which room of the unit has been assessed, e.g. bedroom, living room, etc.

C: Predicted ADF Value

The average daylight factor calculated for an assessed room.

2.3.5 Alternative Daylight Standards

Below is an example of the table used to describe the alternative daylight standard results..

| Table No. 2.5: Example of Table for Alternative Daylight Standards Results for Scheme Performance | | | | | | | | |
|---|------------------|---------------|----------------|---|---|----------------|--|-----------------|
| Unit Number | Room Description | BS 8206-2 | | EN 17037 | | | BS_EN 17037 | |
| | | Predicted ADF | Meets Criteria | % of area above 300 Lux (recommendation >50%) | % of area above 100 Lux (recommendation >95%) | Meets Criteria | % of area above target Lux (recommendation >50%) | Meets Criteria* |
| House Number/Floor | | | | | | | | |
| A | B | C | D | E | F | G | H | I |

A: Unit Number

This column identifies the assessed unit. All unit numbers are determined by the architect's drawings, unless otherwise stated.

B: Room Description

Room Description details which room of the unit has been assessed, e.g. bedroom, living room, etc.

C: Predicted ADF Value

The average daylight factor calculated for an assessed room.

D: Meets Criteria (BS 8206-2)

This column states if the assessed room achieves the ADF recommendation as per BS 8206-2: (An ADF above 2.0% for Kitchens, 1.5% for Living Rooms or above 1.0% for Bedrooms).

E: % of area above 300 Lux

EN 17037 recommends at least 50% of the work-plane receives above 300 lux for at least half the daylight hours.

This column states percentage of the work-plane of the assessed room that is capable of receiving more than 300 lux for at least half the daylight hours.

F: % of area above 100 Lux

EN 17037 recommends at least 95% of the work-plane receives above 100 lux for at least half the daylight hours.

This column states percentage of the work-plane of the assessed room that is capable of receiving more than 100 lux for at least half the daylight hours.

G: Meets Criteria (EN 17037)

This column states if the assessed room achieves the recommended level of daylight as per EN 17037. (300 lux across more than 50% of the work plane and 100 lux across more than 95% of the work-plane for half the daylight hours)

H: % of area above Target Lux

BS EN 17037 recommends target lux levels to be achieved across at least 50% of the work-plane for at least half the daylight hours. The target values differ depending on the room function, 200 lux for Kitchens, 150 lux for Living Rooms or 100 lux for Bedrooms.

This column states percentage of the work-plane of the assessed room that is capable of receiving more than 300 lux for at least half the daylight hours.

I: Meets Criteria (BS EN 17037)

This column states if the assessed room achieves the recommended level of daylight as per BS EN 17037. (Target lux levels achieved across more than 50% of the work plane).

3.0 Guidelines / Standards

Fingal Development Plan 2017-2023

Objective DMS30 of the Fingal Development Plan 2017-2023 states:

“Ensure all new residential units comply with the recommendations of Site Layout Planning for Daylight and Sunlight: A Guide to Good Practice (B.R.209, 2011) and B.S. 8206 Lighting for Buildings, Part 2 2008: Code of Practice for Daylighting or other updated relevant documents.”

Further details on the Site Layout planning for Daylight and Sunlight: A Guide to Good Practice (B.R.209, 2011) and B.S. 8206 Lighting for Buildings, Part 2 2008: Code of Practice for Daylighting, and other relevant documents are set out below. It is recognised the objective seeks compliance with the recommendations, and the methodology, assessment results and conclusions are discussed in the subsequent sections of this report.

Sustainable Urban Housing: Design Standards for New Apartments Guidelines for Planning Authorities.

In December of 2020, the Department of Housing, Planning and Local Government published a guidance document for new apartments, *Sustainable Urban Housing: Design Standards for New Apartments Guidelines for Planning Authorities*. This document makes reference to the British Standard, *BS 8206-2:2008: Lighting for Buildings - Part 2: Code of Practice for Daylighting (the British Standard)* and to the Building Research Establishment’s *Site Layout Planning for Daylight and Sunlight: a Guide to Good Practice (the BRE Guidelines)*.

Paragraph 6.7 of the 2020 apartment guidelines states:

“Where an applicant cannot fully meet all of the requirements of the daylight provisions above, this must be clearly identified and a rationale for any alternative, compensatory design solutions must be set out, which planning authorities should apply their discretion in accepting taking account of its assessment of specific [sic]. This may arise due to a design constraints associated with the site or location and the balancing of that assessment against the desirability of achieving wider planning objectives. Such objectives might include securing comprehensive urban regeneration and or an effective urban design and streetscape solution.”

Note there are equivalent paragraph in Section 3.2 of the Urban Development and Building Height Guides 2018.

This report will identify where daylight and sunlight recommendations have not been achieved. Rationale and compensatory design solutions are the remits of the planning consultant and project architect, when possible these will also be included in this report. We refer to the Design Statement submitted with the application for further details on the rationale and compensatory design measures.

BRE - Site Layout Planning for Daylight and Sunlight: a Guide to Good Practice

This document will be referred to as *the BRE Guidelines*. At the time of writing this report, the BRE Guidelines are in the second edition (BRE 209), with a third edition due for release. The BRE Guidelines aims to set out recommendations for appropriate levels of daylight and sunlight within a proposed development, as well as to provide guidance on impacts arising from a proposed development to surrounding properties and amenity areas.

The BRE Guidelines will be used as the primary guiding document in the assessments that are carried out for the purpose of this report, as they are referenced in the Irish guidance document titled: *Sustainable Urban Housing: Design Standards for New Apartments*, as published in December of 2020 by the Department of Housing, Planning and Local Government.

A detailed description of the various recommendations for impact assessment and scheme performance is contained in section “4.0 Assessment Overview” on page 14 of this report.

BS 8206-2:2008: Lighting for Buildings - Part 2: Code of Practice for Daylighting

BS 8206-2:2008 is referenced in the second edition of the BRE Guidelines. It sets out minimum ADF recommendations for daylight within dwellings.

It should be noted that although this document has been superseded by EN 17037 / BS EN 17037, it is still considered to be the primary reference document as it is referenced in the BRE Guidelines, as well as the Irish guidance document *Sustainable Urban Housing: Design Standards for New Apartments*. Recommended minimum ADF values differ depending on the function of a room. An ADF of 2.0% is recommended for kitchens, 1.5% for living rooms and 1.0% for bedrooms. If a space has dual purposes it is advised that the higher target value should be applied. This is discussed further in Section 4 below.

EN 17037:2018 Daylight in Buildings

EN 17037 is a European Standard that provides recommendations for daylight within spaces using a different methodology than the Average Daylight Factor as used in the previous British Standard (BS 8206-2:2008).

EN 17037:2018 recommends that 300 lux should be received across 50% of the reference plane of a room for half of the daylight hours of the year, with no less than 100 lux received across 95% of the reference plane. No distinction is made for the function of the room for target lux levels within this standard.

The target values given within EN 17037 are difficult to achieve, especially where increased density is desired.

The criteria for lux levels as recommended in EN 17037 have been calculated for the proposed habitable rooms across all floors of the proposed development, as per the BRE study, and are contained within section “7.3 Appendix Results - Alternative Daylight Standards” on page 140 of this report.

EN 17037 also makes recommendations related to sunlight, glare and quality of view. These aspects are not addressed in this report.

BS EN 17037:2018 Daylight in Buildings

BS EN 17037:2018 is the British Annex to the European Standard (see above). The British Annex acknowledges that a rigid application of the European Standard could prove to be a difficult task. It states “... it is the opinion of the UK committee that the recommendations for daylight provision in a space [...] may not be achievable for some buildings, particularly dwellings.”

Similar to the recommendations made in BS 8206-2:2008, target values differ depending on the function of a room. Target lux levels are applied across 50% of the reference plane of a room for half of the daylight hours. The target lux levels are 200 lux for kitchens, 150 lux for living rooms and 100 lux for bedrooms. No minimum is stated to be achieved across 95% of the work plane. If a space has dual purposes it is advised that the higher target value should be applied.

The criteria for lux levels as recommended in BS EN 17037 have been calculated for the proposed habitable rooms across all floors of the proposed development, as per the BRE study, and are contained within section “7.3 Appendix Results - Alternative Daylight Standards” on page 140 of this report.

Summary

It should be noted that the European Standard (*EN 17037:2018 Daylight in Buildings*) had been published prior to the publication of *Sustainable Urban Housing: Design Standards for New Apartments* in December 2020. Furthermore, British authorities have published and adopted a national annex to the European standards, *BS EN 17037*. Neither *EN 17037* nor *BS EN 17037* are referenced in the 2020 apartment guidelines and to the best of our knowledge are not referenced in any planning guidance document issued by Irish planning authorities. Additionally, the BRE Guidelines have not been withdrawn. Until official guidance or instruction is published by a relevant Irish planning authority on this matter, 3DDB will continue to reference the BRE Guidelines in our daylight and sunlight assessments.

Neither the British Standard, European Standard, British Annex to the European Standard nor the BRE Guide set out rigid standards or limits. They are all considered advisory documents. The BRE Guide is preceded by the following very clear statement as to how the design advice contained therein should be used:

“The advice given here is not mandatory and the guide should not be seen as an instrument of planning policy; its aim is to help rather than constrain the designer. Although it gives numerical guidelines, these should be interpreted flexibly since natural lighting is only one of many factors in site layout design.”

That the recommendations of the BRE Guide are not suitable for rigid application to all developments in all contexts, is of particular importance in the context of national and local policies for the consolidation and densification of urban areas or when assessing applications for highly constrained sites (e.g. lands in close proximity or immediately to the south of residential lands).

4.0 Assessment Overview

4.1 Development Description

The proposed development comprises a Strategic Housing Development of 645 no. residential units (comprising of 208 no. 1 bedroom units, 410 no. 2 bedroom units, and 27 no. 3 bedroom units), in 10 no. apartment buildings, with heights ranging from 4 no. storeys to 10 no. storeys, including undercroft / basement levels (for 6 no. buildings). The proposals include 1 no. community facility in Block 1, 1 no. childcare facility in Block 3, and 5 no. commercial units (for Class 1-Shop, or Class 2- Office / Professional Services or Class 11- Gym or Restaurant / Café use, including ancillary takeaway use) in Blocks 4 and 8. The proposal includes all associated and ancillary development.

4.2 Effect on Vertical Sky Component (VSC)

A proposed development could potentially have a negative effect on the level of daylight that a neighbouring property receives, if the obstructing building is large in relation to their distance from the existing dwelling.

To ensure a neighbouring property is not adversely affected, the Vertical Sky Component (also referred to as VSC) is calculated and assessed. VSC can be defined as the amount of skylight that falls on a vertical wall or window.

This report assesses the percentage of direct sky illuminance that falls on the centre point of neighbouring windows that could be affected by the proposed development.

The BRE Guidelines state that if the VSC is:

- At least 27%, then conventional window design will usually give reasonable results;
- Between 15% and 27%, then special measures (larger windows, changes to room layout) are usually needed to provide adequate daylight;
- Between 5% and 15%, then it is very difficult to provide adequate daylight unless very large windows are used;
- Less than 5%, then it is often impossible to achieve reasonable daylight, even if the whole window wall is glazed.

In this assessment, the VSC of the centre point on each of the assessed windows will be calculated, both in the 'baseline state' and in the 'proposed state'. The baseline state reflects the current VSC of the window, the proposed state will determine what the VSC of the window would be if the proposed development is built as planned.

A comparison between these values will determine the level of effect.

A proposed development could possibly have a noticeable effect on the daylight received by an existing window, if the following occurs:

- The VSC value drops below the guideline value of 27%; **and**
- The VSC value is less than 0.8 times the existing value.

The results for the study on the effect on VSC caused by the proposed development can be seen in section 6.1 on page 19.

4.3 Effect on Sun On Ground in Existing Gardens

The BRE Guidelines recommend that for a garden or amenity area to appear adequately sunlit throughout the year, at least half of it should receive at least two hours of sunlight on March 21st.

March 21st, also known as the spring equinox, is chosen as the assessment date as daytime and night-time are of approximately equal duration on this date.

The percentage of assessed areas which can receive two hours or more of direct sunlight on March 21st will be calculated in both the baseline and proposed states. A comparison between these values will determine the level of effect.

A proposed development could possibly have a noticeable effect on the sunlight received by an existing garden and/or amenity area, if the following occurs:

- Half the area of the space does not receive at least two hours of sunlight during the spring equinox; **and**
- The area that receives more than two hours of sun on the spring equinox is less than 0.8 times its former value.

The results of the study on effect on sun on ground the in neighbouring gardens (including a visual representation in the form of 2-hour false colour plans) can be found in Section 6.2 on page 26.

4.4 Shadow Study

A shadow study has been carried out on the baseline existing model state and the proposed model state. This visual representation of the shadows cast by the proposed development can be found in the hourly shadow diagrams in section 6.4 on page 28.

Hourly renderings have been shown from sunrise to sunset on the following dates:

- Spring equinox: March 21st Sunrise 6:25 | Sunset 18:40.
- Summer solstice: June 21st. Sunrise 4:57 | Sunset 21:57.
- Winter solstice: December 21st Sunrise 8:38 | Sunset 16:08.

Note: Considering the spring equinox (March 21st) and autumn equinox (22nd September) yield similar results, only the spring equinox was generated.

4.5 Sun On Ground in Proposed Outdoor Amenity Areas

The BRE Guidelines recommend that for a garden or amenity area to appear adequately sunlit throughout the year, at least half of it should receive at least two hours of sunlight on March 21st.

March 21st, also known as the spring equinox, is chosen as the assessment date as daytime and night-time are of approximately equal duration on this date.

The portion of each space capable of receiving 2 hours of direct sunlight on March 21st will be calculated individually.

The results for the study on sun on ground in the proposed outdoor amenity areas (including a visual representation in the form of 2-hour false colour plans) can be found in section 7.0 on page 37.

4.6 Average Daylight Factor in Proposed Habitable Rooms (ADF)

The BRE Guidelines define the Average Daylight Factor as the average illuminance on the working plane in a room, divided by the illuminance on an unobstructed horizontal surface outdoors.

In housing, the working plane is considered to be 850 mm above the finished floor level and is offset 500 mm from the room boundaries.

It is recognised that BS 8206-2:2008 Code of Practice for Daylighting recommends an ADF of 5% for a well day lit space where no additional electric lighting is available, and 2% for a partly daylit space with supplementary electric lighting.

In terms of housing, *BS 8206-2:2008*, as referenced in the BRE Guidelines, also gives minimum values of ADF. These recommendations are considered to be the minimum value of ADF required for the following habitable spaces:

- 2% for kitchens;
- 1.5% for living rooms;
- 1% for bedrooms;

This study has assessed the Average Daylight Factor (ADF) received in all habitable rooms across all the floors of the proposed development.

Where ADF compliance rates are stated, target values of 2.0% and 1.5% have been considered for LKDs. Whilst the appropriate ADF target value for an LKD is 2.0%, it could be argued that the primary function of these spaces is that of a living area. On this basis the compliance rate for LKDs with an ADF of 1.5% has relevance.

Note: non-habitable rooms and circulation spaces (e.g. bathrooms and corridors) do not require ADF assessment according to the BRE Guidelines.

For definition of spaces and target values applied, please see the methodology section of this report in section 5.0 on page 16.

The results for the study on ADF can be seen in section 7.2 on page 38.

5.0 Methodology

5.1 Building the Baseline and Proposed Models

In order to obtain the results of this assessments, 3D Design Bureau (3DDB) constructed a series of architectural digital 3D models using Revit 2021, a BIM software application made available by Autodesk.

PCOT Architects and Arrow Architects supplied 3DDB with a full set of DWGs of the proposed development. A detailed digital 3D model of the proposed scheme was then prepared which was subsequently used for the daylight and sunlight analysis.

A combination of survey information, aerial photography, available online photography and/or ordnance survey information were used to model the surrounding context and assessed buildings. **Note:** as the information gathered from online sources is not as accurate as surveyed information, some tolerance should be allowed to the placement of windows, boundary treatments and the results generated.

Normally trees and shrubs do not need to be included in the studies carried out in this report, partly because their shapes are almost impossible to predict, and partly because the dappled shade of a tree is more pleasant than the deep shadow of a building (this applies especially to deciduous trees). Where a dense belt or group of evergreens is specifically planned as a windbreak or for privacy purposes, it is better to include their shadow in the calculation of shaded area. If and when trees have been included as part of the study, it will be clearly stated.

Baseline

The baseline state reflects the existing environment. It includes the surrounding context and the subject site in their current standing. This includes any structures that are to be demolished as part of this application.

Proposed

The proposed state reflects the subject site if the development is built as proposed. This includes the demolishing of structures and inclusion of proposed new hard landscaping etc.

5.2 Generating Results

The 3D models as stated above were brought into specialist software packages specifically designed for the purpose of daylight and sunlight analysis.

The results are generated and analysed considering the BRE Guidelines, as expanded on below.

5.2.1 VSC

Assessment Criteria

The effect on Vertical Sky Component (VSC) has been calculated on 2-24 Boraimhe Willows, Swords | 16-18 Boraimhe Oaks, Swords | 41-51 Boraimhe Laurels, Swords. Please refer to section 1.1 Executive Summary as to the rationale behind the selection of windows that were assessed.

Under BRE Guidelines, only habitable rooms need to be assessed for effect on daylight and sunlight. In the absence of design layouts or floor plans, or information pertaining to the internal 'as-built' layouts, assumptions have been made regarding the function of the windows of the existing surrounding properties (i.e. what room type is served by the window being assessed).

Typically, the effect on ground floor windows is greater than the effect on windows of subsequent floors. However, floors above ground floor level have been included in this study to give a more comprehensive assessment.

5.2.2 APSH/WPSH

Impact Assessment

Note: For this project, an APSH/WPSH impact assessment was not carried out to the windows assessed. The BRE guidelines suggest that windows with an orientation within 90 degrees of due south should be assessed. As none of the windows which required assessment meet this criteria (all of them are falling within 90 degrees of due North) they were therefore not included in the assessment.

Assessment Points

The assessment points for measuring VSC or APSH are taken from the centre point of a standard window.

If the window being assessed is a full height window, the assessment point is taken at 1600 mm above the finished floor level.

If it can be determined that multiple windows are servicing the same room, each window will be assessed and the average value will be taken.

5.2.3 Sun On Ground

Assessment Criteria

Effect on sunlight to existing neighbouring gardens has been assessed to the north of the proposed development, as areas located to the south are unlikely to be affected due to sun direction. Overshadowing is highly unlikely to occur in areas that are due south of any proposed development.

The levels of sunlighting to proposed amenity areas, as indicated by the landscape architect, have been assessed. However, it should be noted that the numbering of these spaces in the Daylight and Sunlight Assessment Report has been assigned by 3DDB specifically for the purposes of this report. If other consultants are referencing these spaces in their own reports, it is unlikely they will be numbered the same.

5.2.4 ADF

Recommended Minimum ADF

As set out in Section 4, the recommended minimum for Average Daylight Factor (ADF) is based on the function of the room being assessed.

The recommendations as per the BS 8206-2:2008 are as follows: 2% for kitchens; 1.5% for living rooms; and 1% for bedrooms. BS 8206-2:2008 also recommends that where a room serves more than one purpose, such as the modern day apartment design of the living/kitchen/dining (LKD) space, the minimum average daylight factor should be taken for the room with the highest value.

Following this advice, a target ADF value of 2.0% has been applied to LKDs within the proposed scheme, however compliance rates have also been calculated for the scheme with a reduced ADF target value for LKDs of 1.5%. This alternative compliance rate is in recognition of the primary function for LKDs being that of a living space, with the kitchens located towards the rear of the room with lower expectation of daylight.

Where ADF compliance rates are stated, target values of 2.0% and 1.5% have been considered for LKDs. The compliance rate stated with the recommended minimum ADF target of 2.0% applied to LKDs should be considered the primary study. The compliance rate stated with a reduced ADF target value of 1.5% applied to LKDs should be regarded as supplementary information.

Should full compliance for the higher target value (2%) be sought, design changes could be needed, such as the removal of balconies or a reduction of unit sizes. Such mitigation measures could reduce the quality of living within the proposed units to a greater degree than the improvements that would be gained with increased ADF values.

In new developments, some internal spaces (e.g. studio apartments, shared communal areas etc.) can possibly be of a nature that do not have a predefined target value in the *BS 8206-2:2008*. In such instances, 3DDB have applied a target value they deem to be appropriate. In the case of this assessment, 3DDB have assigned a target value of 1.5% to the classrooms within the creche building.

Defining Areas

Where rooms include a winter garden, the winter garden is deemed to be an extension to the interior space and will be included in the assessed area of the room. Note: In this proposed development there are no winter gardens.

Circulation spaces, corridors, bathrooms etc. have not been assessed.

Indication of the assessed space in each room is provided in the floor plans that correspond to the ADF results in section “7.2 Average Daylight Factor” on page 38.

Work Plane

The calculation of ADF is carried out on a hypothetical work plane which lies 850 mm from the finished floor level in residential units and 700 mm in academic and office spaces. The work plane is offset 500 mm from the room boundaries.

The Daylight Factor (DF) percentage has been calculated on the work plane across a series of points on a grid of approximately 100 mm.

The average of these figures determines the Average Daylight Factor (ADF).

Material Palette

Unless a material palette is provided by the architect the following values have been assumed for ADF calculations.

| Object | Material | Reflectance | Object | Material | Reflectance |
|----------------|----------------|-------------|------------------|--------------------------------|---------------|
| | | | | | Transmittance |
| Exterior walls | Standard Brick | 0.3 | Interior Walls | Off white paint | 0.75 |
| | Light Brick | 0.4 | Interior Ceiling | White paint | 0.8 |
| | Dark Brick | 0.15 | Interior Floor | Light timber | 0.4 |
| | Render | 0.6 | Miscellaneous | Miscellaneous | 0.5 |
| | Concrete | 0.4 | Glass | Double glazing | 0.8 |
| Ground cover | Paving | 0.4 | | Maintenance Factor | 0.91 |
| | Tarmac | 0.2 | | Glass adjusted for maintenance | 0.73 |
| | Grass | 0.2 | | Frosted glass | 0.5 |

5.2.5 Alternative Daylight Standards

Supplementary studies have been carried out on daylight performance using the daylight recommendations given in EN 17037 and BS EN 17037. The model used for the ADF study has been used for these additional studies. As the results published in this section are considered to form part of an appendix, no reference will be made to them in the circa compliance rates, summary of results or conclusion of this report.

5.3 Shadow Study

The shadow study renderings have been carried out in order to give a visual representation to the results set out in the sunlight assessment section of this report.

Hourly renderings have been shown from sunrise to sunset on the following dates:

- Spring equinox: March 21st Sunrise 6:25 | Sunset 18:40.
- Summer solstice: June 21st. Sunrise 4:57 | Sunset 21:57.
- Winter solstice: December 21st Sunrise 8:38 | Sunset 16:08.

Note: Considering the spring equinox (March 21st) and autumn equinox (22nd September) yield similar results, only the spring equinox was generated.

6.0 Impact Assessment Results

6.1 Effect on Vertical Sky Component

6.1.1 2,4,6 Boroimhe Willows

| Table No. 6.1: VSC Results 2,4,6 Boroimhe Willows | | | | | | |
|---|--------------------|--------------------|---------------------------------------|--------------------------|---|----------------------------------|
| Window Number | Baseline VSC Value | Proposed VSC Value | Ratio of Proposed VSC to Baseline VSC | Recommended minimum VSC* | Level of Compliance with BRE Guidelines | Effect of Proposed Development** |
| No. 2 | | | | | | |
| 2a | 36.73% | 29.27% | 0.80 | 27.00% | BRE Compliant | Imperceptible |
| 2b | 38.93% | 31.49% | 0.81 | 27.00% | BRE Compliant | Imperceptible |
| 2c | 34.65% | 30.15% | 0.87 | 27.00% | BRE Compliant | Imperceptible |
| 2d | 30.65% | 23.99% | 0.78 | 24.52% | 97.83% | Not Significant |
| 2e | 37.31% | 30.98% | 0.83 | 27.00% | BRE Compliant | Imperceptible |
| 2f | 38.23% | 32.03% | 0.84 | 27.00% | BRE Compliant | Imperceptible |
| 2g | 39.48% | 33.30% | 0.84 | 27.00% | BRE Compliant | Imperceptible |
| 2h | 37.45% | 33.71% | 0.90 | 27.00% | BRE Compliant | Imperceptible |
| 2i | 38.75% | 33.19% | 0.86 | 27.00% | BRE Compliant | Imperceptible |
| No. 4 | | | | | | |
| 4a | 38.45% | 30.20% | 0.79 | 27.00% | BRE Compliant | Imperceptible |
| 4b | 39.34% | 32.58% | 0.83 | 27.00% | BRE Compliant | Imperceptible |
| 4c | 39.24% | 32.72% | 0.83 | 27.00% | BRE Compliant | Imperceptible |
| No. 6 | | | | | | |
| 6a | 38.53% | 30.08% | 0.78 | 27.00% | BRE Compliant | Imperceptible |
| 6b | 39.54% | 32.49% | 0.82 | 27.00% | BRE Compliant | Imperceptible |
| 6c | 39.40% | 32.50% | 0.82 | 27.00% | BRE Compliant | Imperceptible |

* The BRE Guidelines state that in order for a proposed development to have a noticeable effect on the VSC of an existing window, the value needs to both drop below the stated target value of 27% **and** be less than 0.8 times the baseline value.

** For the interpretation of level of effects please refer to "2.2 Definition of Effects" on page 7.



Figure 6.1: Left - Highlighted areas indicate the position of assessed windows., Right - Aerial view of assessed location

6.1.2 8,10,12,14 Boroimhe Willows

| Table No. 6.2: VSC Results 8,10,12,14 Boroimhe Willows | | | | | | |
|--|--------------------|--------------------|---------------------------------------|--------------------------|---|----------------------------------|
| Window Number | Baseline VSC Value | Proposed VSC Value | Ratio of Proposed VSC to Baseline VSC | Recommended minimum VSC* | Level of Compliance with BRE Guidelines | Effect of Proposed Development** |
| No. 8 | | | | | | |
| 8a | 38.60% | 29.44% | 0.76 | 27.00% | BRE Compliant | Imperceptible |
| 8b | 39.44% | 31.88% | 0.81 | 27.00% | BRE Compliant | Imperceptible |
| 8c | 39.54% | 32.13% | 0.81 | 27.00% | BRE Compliant | Imperceptible |
| No. 10 | | | | | | |
| 10a | 38.63% | 29.29% | 0.76 | 27.00% | BRE Compliant | Imperceptible |
| 10b | 39.58% | 31.77% | 0.80 | 27.00% | BRE Compliant | Imperceptible |
| 10c | 39.46% | 31.74% | 0.80 | 27.00% | BRE Compliant | Imperceptible |
| No. 12 | | | | | | |
| 12a | 38.63% | 28.68% | 0.74 | 27.00% | BRE Compliant | Imperceptible |
| 12b | 39.42% | 31.20% | 0.79 | 27.00% | BRE Compliant | Imperceptible |
| 12c | 39.52% | 31.45% | 0.80 | 27.00% | BRE Compliant | Imperceptible |
| No. 14 | | | | | | |
| 14a | 38.64% | 28.48% | 0.74 | 27.00% | BRE Compliant | Imperceptible |
| 14b | 39.54% | 31.05% | 0.79 | 27.00% | BRE Compliant | Imperceptible |
| 14c | 39.43% | 31.00% | 0.79 | 27.00% | BRE Compliant | Imperceptible |

* The BRE Guidelines state that in order for a proposed development to have a noticeable effect on the VSC of an existing window, the value needs to both drop below the stated target value of 27% **and** be less than 0.8 times the baseline value.

** For the interpretation of level of effects please refer to "2.2 Definition of Effects" on page 7.

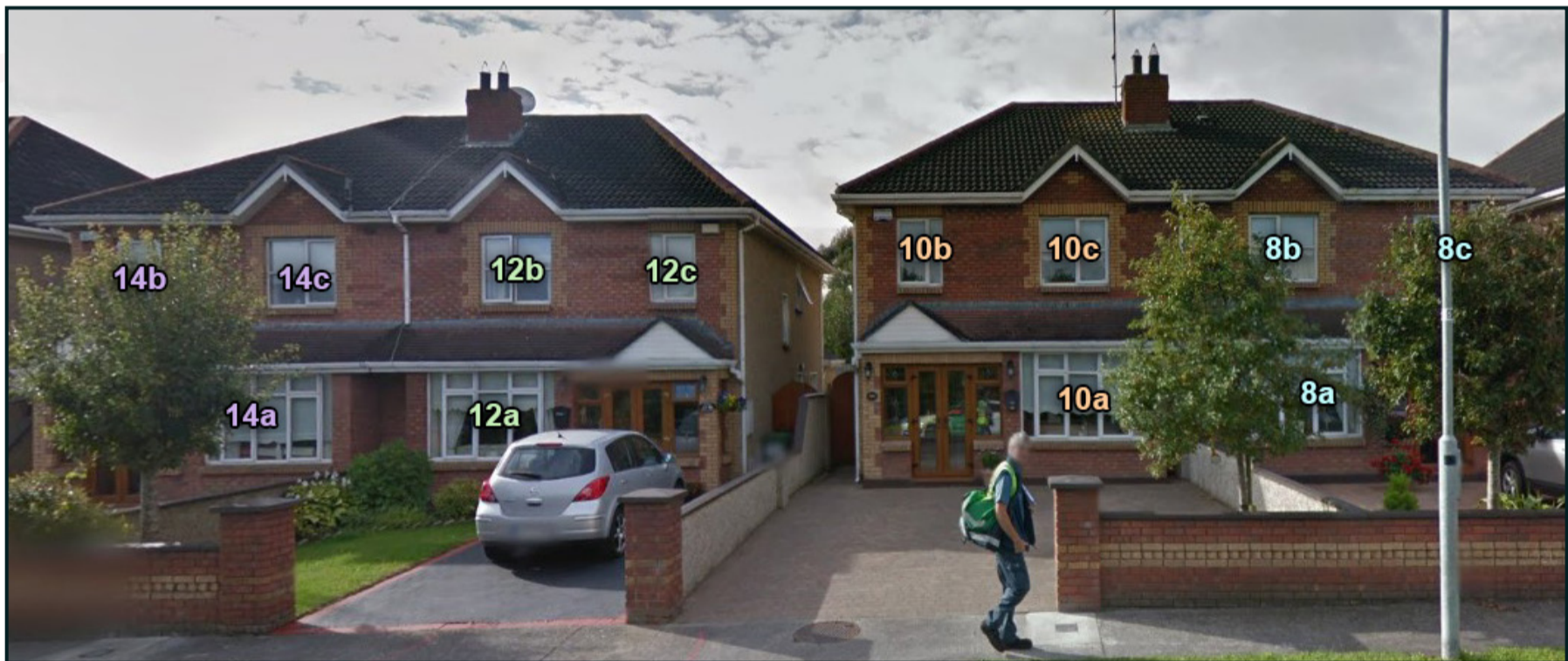


Figure 6.2: Left - Highlighted areas indicate the position of assessed windows., Right - Aerial view of assessed location



6.1.3 16,18,20,22 Boroimhe Willows

| Table No. 6.3: VSC Results 16,18,20,22 Boroimhe Willows | | | | | | |
|---|--------------------|--------------------|---------------------------------------|--------------------------|---|----------------------------------|
| Window Number | Baseline VSC Value | Proposed VSC Value | Ratio of Proposed VSC to Baseline VSC | Recommended minimum VSC* | Level of Compliance with BRE Guidelines | Effect of Proposed Development** |
| No. 16 | | | | | | |
| 16a | 38.71% | 28.55% | 0.74 | 27.00% | BRE Compliant | Imperceptible |
| 16b | 39.50% | 31.15% | 0.79 | 27.00% | BRE Compliant | Imperceptible |
| 16c | 39.61% | 31.22% | 0.79 | 27.00% | BRE Compliant | Imperceptible |
| No. 18 | | | | | | |
| 18a | 38.73% | 28.58% | 0.74 | 27.00% | BRE Compliant | Imperceptible |
| 18b | 39.63% | 31.44% | 0.79 | 27.00% | BRE Compliant | Imperceptible |
| 18c | 39.51% | 31.24% | 0.79 | 27.00% | BRE Compliant | Imperceptible |
| No. 20 | | | | | | |
| 20a | 38.69% | 28.39% | 0.73 | 27.00% | BRE Compliant | Imperceptible |
| 20b | 39.47% | 31.11% | 0.79 | 27.00% | BRE Compliant | Imperceptible |
| 20c | 39.57% | 31.16% | 0.79 | 27.00% | BRE Compliant | Imperceptible |
| No. 22 | | | | | | |
| 22a | 38.69% | 28.54% | 0.74 | 27.00% | BRE Compliant | Imperceptible |
| 22b | 39.59% | 31.59% | 0.80 | 27.00% | BRE Compliant | Imperceptible |
| 22c | 39.47% | 31.27% | 0.79 | 27.00% | BRE Compliant | Imperceptible |

* The BRE Guidelines state that in order for a proposed development to have a noticeable effect on the VSC of an existing window, the value needs to both drop below the stated target value of 27% **and** be less than 0.8 times the baseline value.

** For the interpretation of level of effects please refer to "2.2 Definition of Effects" on page 7.



Figure 6.3: Left - Highlighted areas indicate the position of assessed windows., Right - Aerial view of assessed location



6.1.4 24 Boroimhe Willows

| Table No. 6.4: VSC Results 24 Boroimhe Willows | | | | | | |
|--|--------------------|--------------------|---------------------------------------|--------------------------|---|----------------------------------|
| Window Number | Baseline VSC Value | Proposed VSC Value | Ratio of Proposed VSC to Baseline VSC | Recommended minimum VSC* | Level of Compliance with BRE Guidelines | Effect of Proposed Development** |
| No. 24 | | | | | | |
| 24a | 38.34% | 30.43% | 0.79 | 27.00% | BRE Compliant | Imperceptible |
| 24b | 30.84% | 22.83% | 0.74 | 24.67% | 92.55% | Not Significant |
| 24c1 | 35.94% | 30.44% | 0.85 | 27.00% | BRE Compliant | Imperceptible |
| 24c2 | 37.01% | 28.24% | 0.76 | 27.00% | BRE Compliant | Imperceptible |
| 24c3 | 22.72% | 16.10% | 0.71 | 18.17% | 88.57% | Slight |
| 24c# | 31.89% | 24.92% | 0.78 | 25.51% | 97.70% | Not Significant |
| 24d | 39.02% | 32.45% | 0.83 | 27.00% | BRE Compliant | Imperceptible |
| 24e1 | 38.10% | 33.68% | 0.88 | 27.00% | BRE Compliant | Imperceptible |
| 24e2 | 40.00% | 38.17% | 0.95 | 27.00% | BRE Compliant | Imperceptible |
| 24e3 | 29.11% | 23.68% | 0.81 | 23.29% | BRE Compliant | Imperceptible |
| 24e# | 35.74% | 31.84% | 0.89 | 27.00% | BRE Compliant | Imperceptible |

* The BRE Guidelines state that in order for a proposed development to have a noticeable effect on the VSC of an existing window, the value needs to both drop below the stated target value of 27% **and** be less than 0.8 times the baseline value.

** For the interpretation of level of effects please refer to "2.2 Definition of Effects" on page 7.




Figure 6.4: Left - Highlighted areas indicate the position of assessed windows., Right - Aerial view of assessed location

6.1.5 16 & 18 Boraimhe Oaks

| Table No. 6.5: VSC Results 16 & 18 Boraimhe Oaks | | | | | | |
|--|--------------------|--------------------|---------------------------------------|--------------------------|---|----------------------------------|
| Window Number | Baseline VSC Value | Proposed VSC Value | Ratio of Proposed VSC to Baseline VSC | Recommended minimum VSC* | Level of Compliance with BRE Guidelines | Effect of Proposed Development** |
| No. 16 | | | | | | |
| 16a | 30.55% | 29.07% | 0.95 | 24.44% | BRE Compliant | Imperceptible |
| 16b | 30.17% | 29.80% | 0.99 | 24.13% | BRE Compliant | Imperceptible |
| 16c | 37.42% | 34.77% | 0.93 | 27.00% | BRE Compliant | Imperceptible |
| 16d | 37.60% | 34.74% | 0.92 | 27.00% | BRE Compliant | Imperceptible |
| No. 18 | | | | | | |
| 18a | 33.75% | 30.90% | 0.92 | 27.00% | BRE Compliant | Imperceptible |
| 18b | 28.74% | 28.20% | 0.98 | 22.99% | BRE Compliant | Imperceptible |
| 18c | 19.42% | 19.42% | 1.00 | 15.54% | BRE Compliant | Imperceptible |
| 18d | 37.77% | 34.67% | 0.92 | 27.00% | BRE Compliant | Imperceptible |
| 18e | 37.95% | 34.58% | 0.91 | 27.00% | BRE Compliant | Imperceptible |
| 18f | 39.35% | 33.26% | 0.85 | 27.00% | BRE Compliant | Imperceptible |

* The BRE Guidelines state that in order for a proposed development to have a noticeable effect on the VSC of an existing window, the value needs to both drop below the stated target value of 27% **and** be less than 0.8 times the baseline value.

** For the interpretation of level of effects please refer to "2.2 Definition of Effects" on page 7.

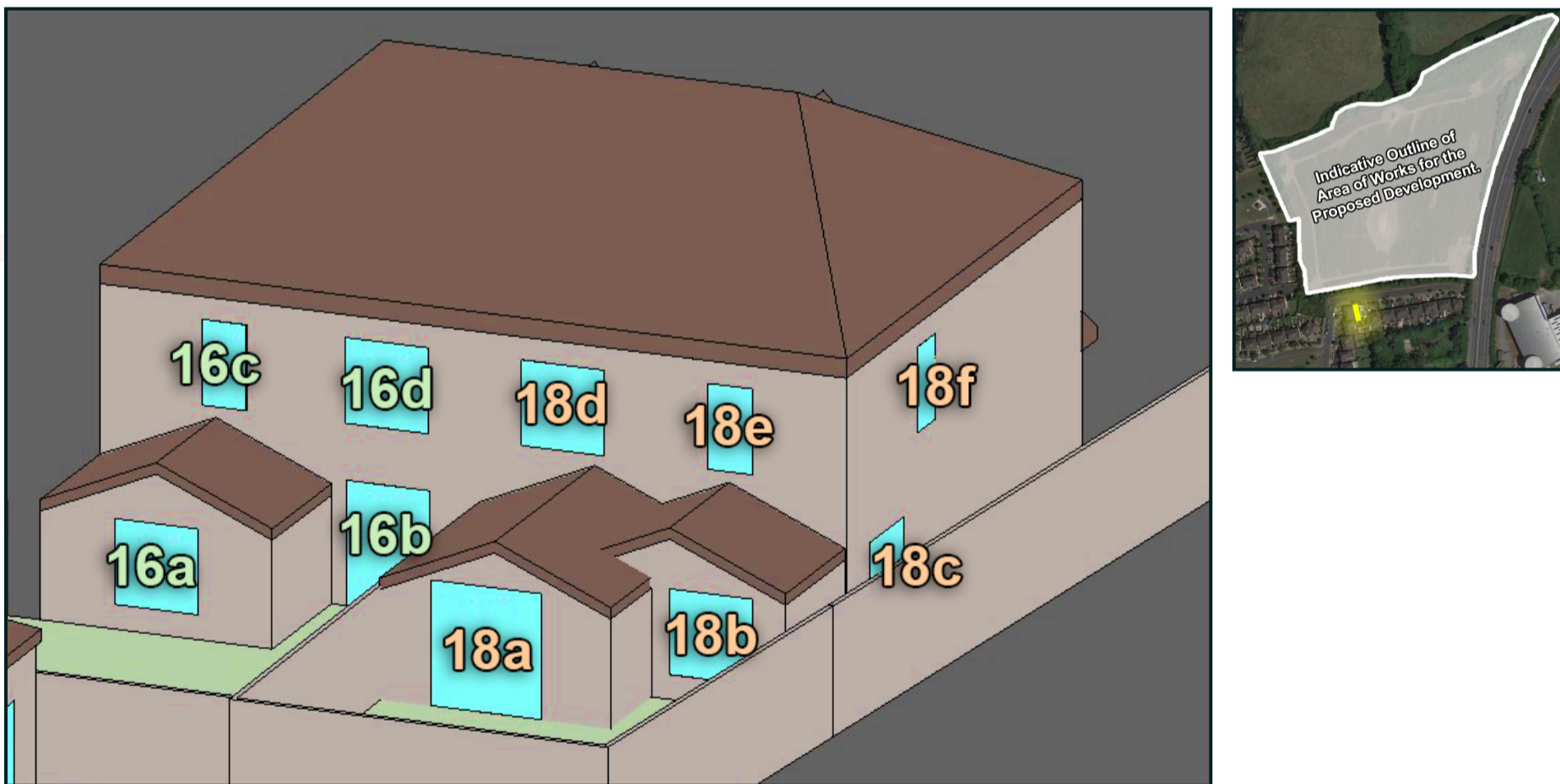


Figure 6.5: Left - Highlighted areas indicate the position of assessed windows., Right - Aerial view of assessed location

6.1.6 41-46 Boroimhe Laurels

| Table No. 6.6: VSC Results 41-46 Boroimhe Laurels | | | | | | |
|---|--------------------|--------------------|---------------------------------------|--------------------------|---|----------------------------------|
| Window Number | Baseline VSC Value | Proposed VSC Value | Ratio of Proposed VSC to Baseline VSC | Recommended minimum VSC* | Level of Compliance with BRE Guidelines | Effect of Proposed Development** |
| No. 41 | | | | | | |
| 41a | 33.40% | 26.28% | 0.79 | 26.72% | 98.36% | Not Significant |
| 41b | 27.86% | 22.15% | 0.80 | 22.29% | 99.39% | Not Significant |
| 41c | 38.60% | 30.58% | 0.79 | 27.00% | BRE Compliant | Imperceptible |
| 41d | 38.66% | 30.73% | 0.79 | 27.00% | BRE Compliant | Imperceptible |
| 41e | 38.27% | 36.48% | 0.95 | 27.00% | BRE Compliant | Imperceptible |
| No. 42 | | | | | | |
| 42a | 33.72% | 26.23% | 0.78 | 26.98% | 97.22% | Not Significant |
| 42b | 38.58% | 30.50% | 0.79 | 27.00% | BRE Compliant | Imperceptible |
| No. 43 | | | | | | |
| 43a1 | 27.29% | 22.14% | 0.81 | 21.83% | BRE Compliant | Imperceptible |
| 43a2 | 32.47% | 26.23% | 0.81 | 25.98% | BRE Compliant | Imperceptible |
| 43a# | 29.88% | 24.18% | 0.81 | 23.90% | BRE Compliant | Imperceptible |
| 43b | 38.61% | 30.75% | 0.80 | 27.00% | BRE Compliant | Imperceptible |
| No. 44 | | | | | | |
| 44a | 23.94% | 19.90% | 0.83 | 19.16% | BRE Compliant | Imperceptible |
| 44b | 38.60% | 30.88% | 0.80 | 27.00% | BRE Compliant | Imperceptible |
| 44c | 38.59% | 30.79% | 0.80 | 27.00% | BRE Compliant | Imperceptible |
| No. 45 | | | | | | |
| 45a | 36.21% | 28.28% | 0.78 | 27.00% | BRE Compliant | Imperceptible |
| 45b | 27.36% | 21.30% | 0.78 | 21.89% | 97.32% | Not Significant |
| 45c | 38.60% | 31.46% | 0.82 | 27.00% | BRE Compliant | Imperceptible |
| 45d | 38.65% | 31.36% | 0.81 | 27.00% | BRE Compliant | Imperceptible |
| No. 46 | | | | | | |
| 46a1 | 30.85% | 24.78% | 0.80 | 24.68% | BRE Compliant | Imperceptible |
| 46a2 | 30.03% | 24.39% | 0.81 | 24.02% | BRE Compliant | Imperceptible |
| 46a# | 30.44% | 24.59% | 0.81 | 24.35% | BRE Compliant | Imperceptible |
| 46b | 38.58% | 31.70% | 0.82 | 27.00% | BRE Compliant | Imperceptible |

* The BRE Guidelines state that in order for a proposed development to have a noticeable effect on the VSC of an existing window, the value needs to both drop below the stated target value of 27% **and** be less than 0.8 times the baseline value.

** For the interpretation of level of effects please refer to "2.2 Definition of Effects" on page 7.



Figure 6.6: Left - Highlighted areas indicate the position of assessed windows., Right - Aerial view of assessed location

6.1.7 47-51 Boraimhe Laurels

| Table No. 6.7: VSC Results 47-51 Boraimhe Laurels | | | | | | |
|---|--------------------|--------------------|---------------------------------------|--------------------------|---|----------------------------------|
| Window Number | Baseline VSC Value | Proposed VSC Value | Ratio of Proposed VSC to Baseline VSC | Recommended minimum VSC* | Level of Compliance with BRE Guidelines | Effect of Proposed Development** |
| No. 47 | | | | | | |
| 47a1 | 31.44% | 25.06% | 0.80 | 25.15% | 99.65% | Not Significant |
| 47a2 | 34.63% | 29.14% | 0.84 | 27.00% | BRE Compliant | Imperceptible |
| 47a# | 33.03% | 27.10% | 0.82 | 26.42% | BRE Compliant | Imperceptible |
| 47b | 38.65% | 32.39% | 0.84 | 27.00% | BRE Compliant | Imperceptible |
| No. 48 | | | | | | |
| 48a | 25.54% | 22.03% | 0.86 | 20.43% | BRE Compliant | Imperceptible |
| 48b | 35.47% | 29.97% | 0.84 | 27.00% | BRE Compliant | Imperceptible |
| 48c | 38.63% | 33.12% | 0.86 | 27.00% | BRE Compliant | Imperceptible |
| 48d | 38.62% | 32.76% | 0.85 | 27.00% | BRE Compliant | Imperceptible |
| No. 49 | | | | | | |
| 49a | 36.33% | 31.18% | 0.86 | 27.00% | BRE Compliant | Imperceptible |
| 49b | 27.29% | 22.63% | 0.83 | 21.83% | BRE Compliant | Imperceptible |
| 49c | 38.62% | 33.99% | 0.88 | 27.00% | BRE Compliant | Imperceptible |
| 49d | 38.68% | 33.77% | 0.87 | 27.00% | BRE Compliant | Imperceptible |
| No. 50 | | | | | | |
| 50a1 | 29.15% | 25.54% | 0.88 | 23.32% | BRE Compliant | Imperceptible |
| 50a2 | 29.78% | 27.19% | 0.91 | 23.82% | BRE Compliant | Imperceptible |
| 50a# | 29.46% | 26.36% | 0.89 | 23.57% | BRE Compliant | Imperceptible |
| 50b | 38.59% | 34.29% | 0.89 | 27.00% | BRE Compliant | Imperceptible |
| No. 51 | | | | | | |
| 51a | 27.19% | 25.92% | 0.95 | 21.75% | BRE Compliant | Imperceptible |
| 51b | 36.11% | 32.97% | 0.91 | 27.00% | BRE Compliant | Imperceptible |
| 51c | 38.56% | 34.88% | 0.90 | 27.00% | BRE Compliant | Imperceptible |
| 51d | 38.55% | 34.60% | 0.90 | 27.00% | BRE Compliant | Imperceptible |

* The BRE Guidelines state that in order for a proposed development to have a noticeable effect on the VSC of an existing window, the value needs to both drop below the stated target value of 27% **and** be less than 0.8 times the baseline value.

** For the interpretation of level of effects please refer to "2.2 Definition of Effects" on page 7.

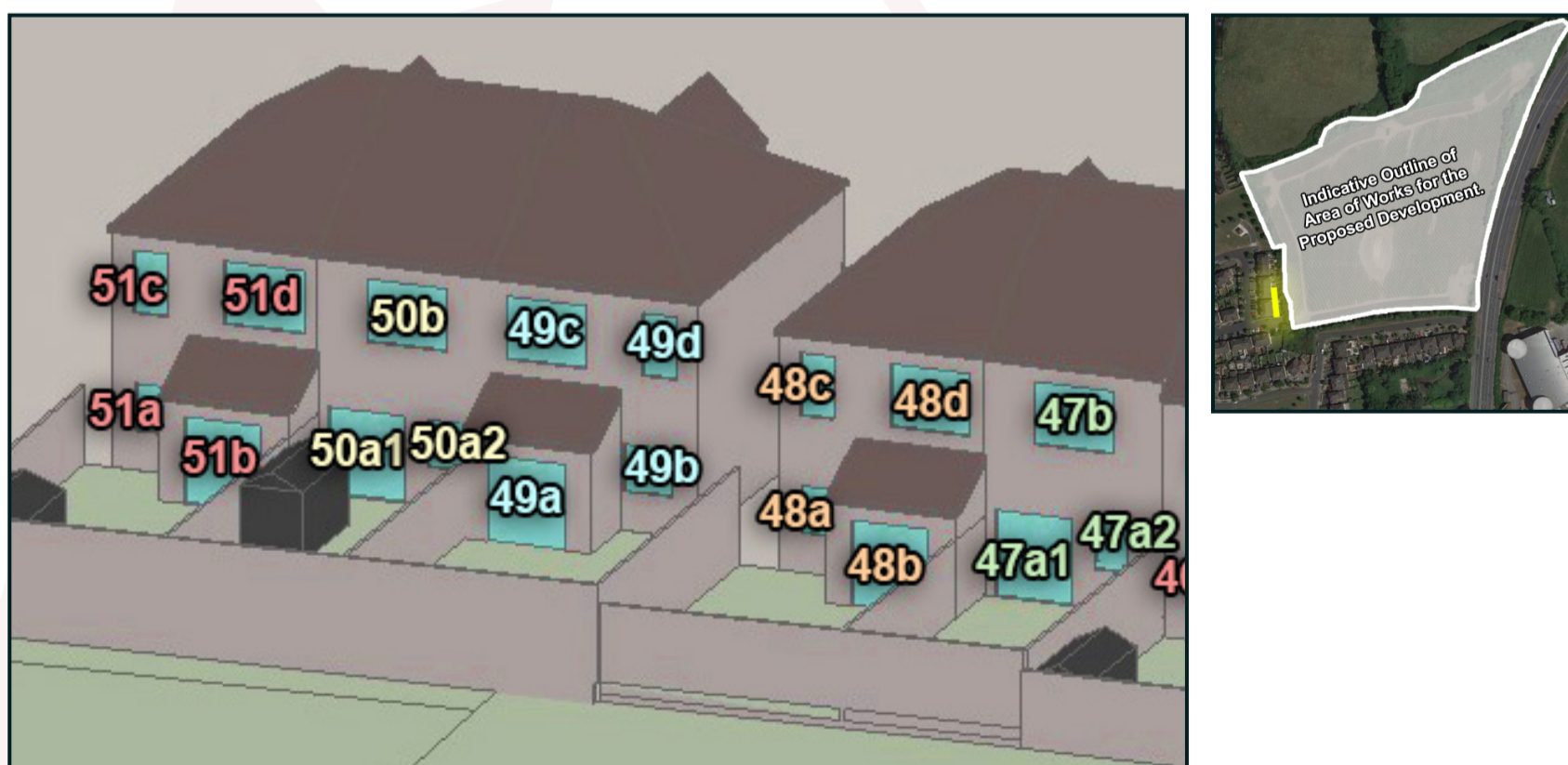


Figure 6.7: Left - Highlighted areas indicate the position of assessed windows., Right - Aerial view of assessed location

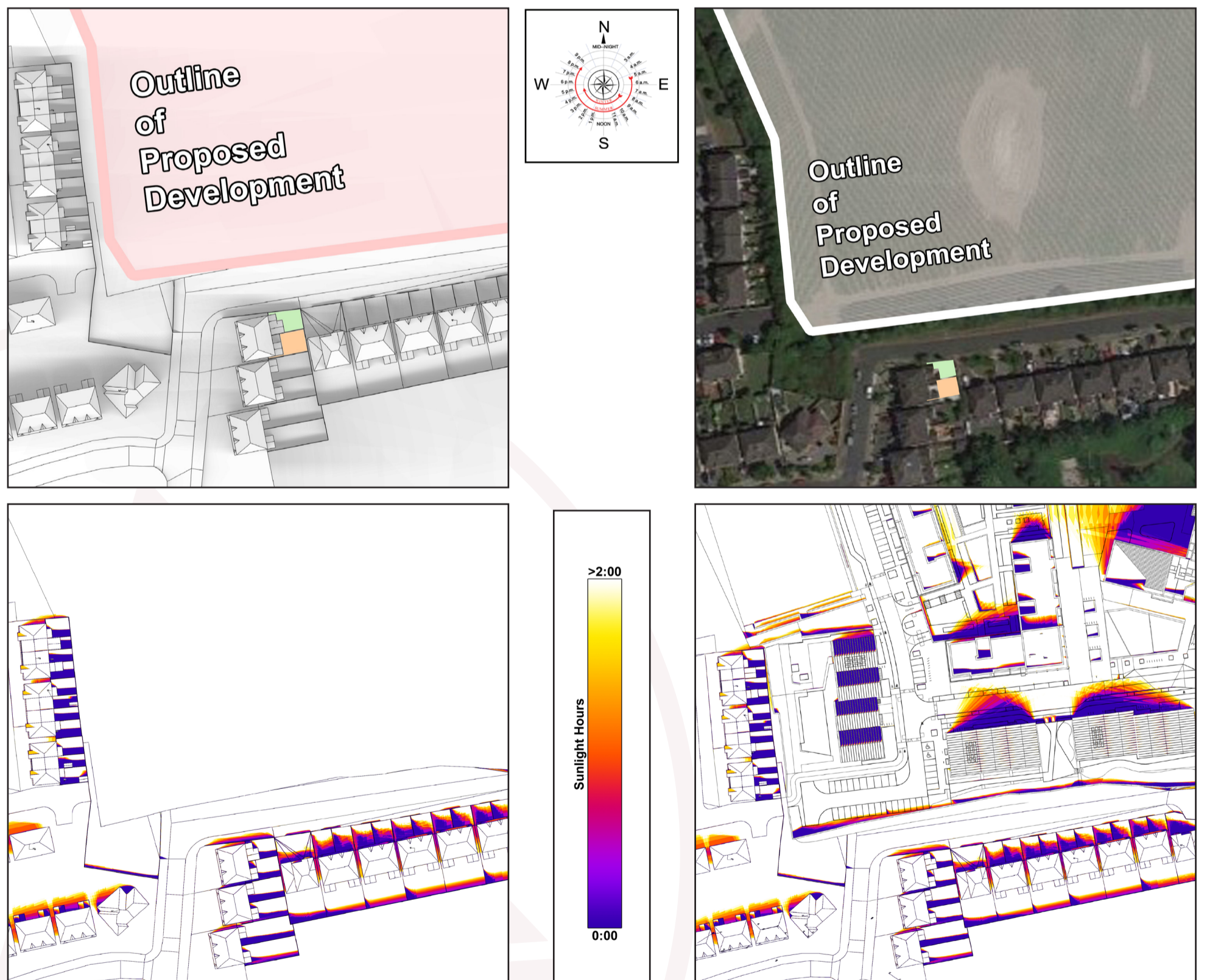
6.2 Effect on Sun On Ground in Existing Gardens

6.2.1 16 & 18 Boroimhe Oaks

| Table No. 6.8: SOG Results 16 and 18 Boroimhe Oaks | | | | | | |
|--|---|----------|-------------------------------|---------------------|---|----------------------------------|
| Address | % of Area to Receive Above 2 Hours Sunlight on March 21st (Target >50%) | | | | Level of Compliance with BRE Guidelines | Effect of Proposed Development** |
| | Baseline | Proposed | Ratio of Proposed to Baseline | Recommended minimum | | |
| 18 Boroimhe Oaks | 66.6% | 66.6% | 1.00 | 50.0% | BRE Compliant | Imperceptible |
| 16 Boroimhe Oaks | 60.4% | 60.4% | 1.00 | 48.3% | BRE Compliant | Imperceptible |

* The BRE guidelines state that in order for a proposed development to have a noticeable effect on the amount of sunlight received in an existing garden or amenity area, the value needs to both drop below the stated target value of 50% **and** be reduced by more than 20% of the existing value.

** For the interpretation of level of effects please refer to "2.2 Definition of Effects" on page 7.



Baseline

Figure 6.8: False colour plans. White area indicates the area capable of receiving 2 hours of sunlight on March 21st.

Proposed

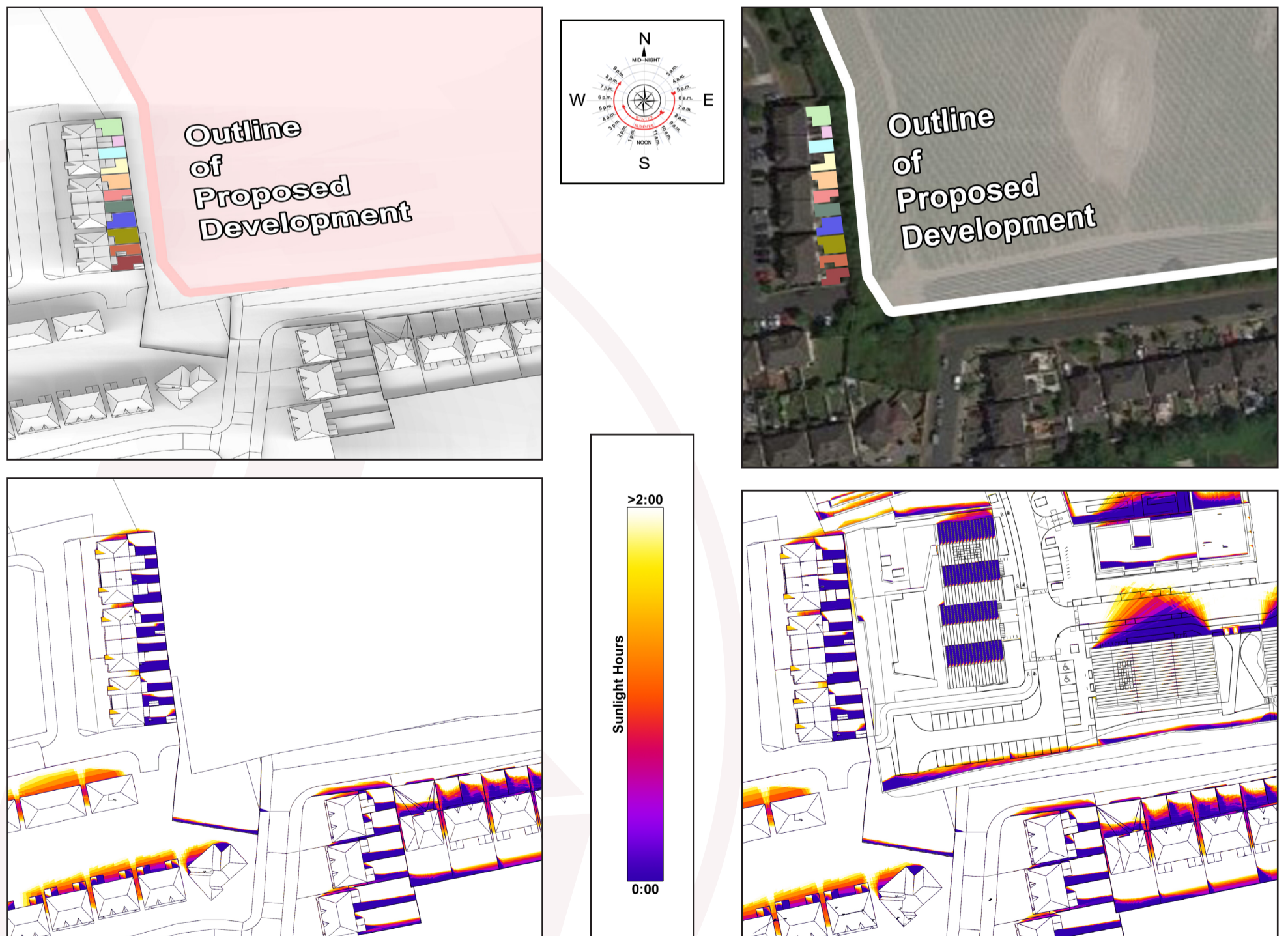
6.3 41-51 Boroimhe Laurels

Table No. 6.9: SOG Results 41-51 Boroimhe Laurels

| Address | % of Area to Receive Above 2 Hours Sunlight on March 21st (Target >50%) | | | | Level of Compliance with BRE Guidelines | Effect of Proposed Development** |
|---------------------|--|----------|-------------------------------|---------------------|---|----------------------------------|
| | Baseline | Proposed | Ratio of Proposed to Baseline | Recommended minimum | | |
| 41 Boroimhe Laurels | 62.6% | 56.2% | 0.90 | 50.0% | BRE Compliant | Imperceptible |
| 42 Boroimhe Laurels | 23.1% | 23.1% | 1.00 | 18.5% | BRE Compliant | Imperceptible |
| 43 Boroimhe Laurels | 36.0% | 35.0% | 0.97 | 28.8% | BRE Compliant | Imperceptible |
| 44 Boroimhe Laurels | 29.6% | 29.5% | 1.00 | 23.7% | BRE Compliant | Imperceptible |
| 45 Boroimhe Laurels | 60.3% | 57.8% | 0.96 | 48.3% | BRE Compliant | Imperceptible |
| 46 Boroimhe Laurels | 20.9% | 20.8% | 1.00 | 16.7% | BRE Compliant | Imperceptible |
| 47 Boroimhe Laurels | 41.5% | 41.3% | 0.99 | 33.2% | BRE Compliant | Imperceptible |
| 48 Boroimhe Laurels | 42.5% | 42.5% | 1.00 | 34.0% | BRE Compliant | Imperceptible |
| 49 Boroimhe Laurels | 61.6% | 61.6% | 1.00 | 49.3% | BRE Compliant | Imperceptible |
| 50 Boroimhe Laurels | 32.8% | 32.8% | 1.00 | 26.3% | BRE Compliant | Imperceptible |
| 51 Boroimhe Laurels | 55.3% | 55.3% | 1.00 | 44.3% | BRE Compliant | Imperceptible |

* The BRE guidelines state that in order for a proposed development to have a noticeable effect on the amount of sunlight received in an existing garden or amenity area, the value needs to both drop below the stated target value of 50% **and** be reduced by more than 20% of the existing value.

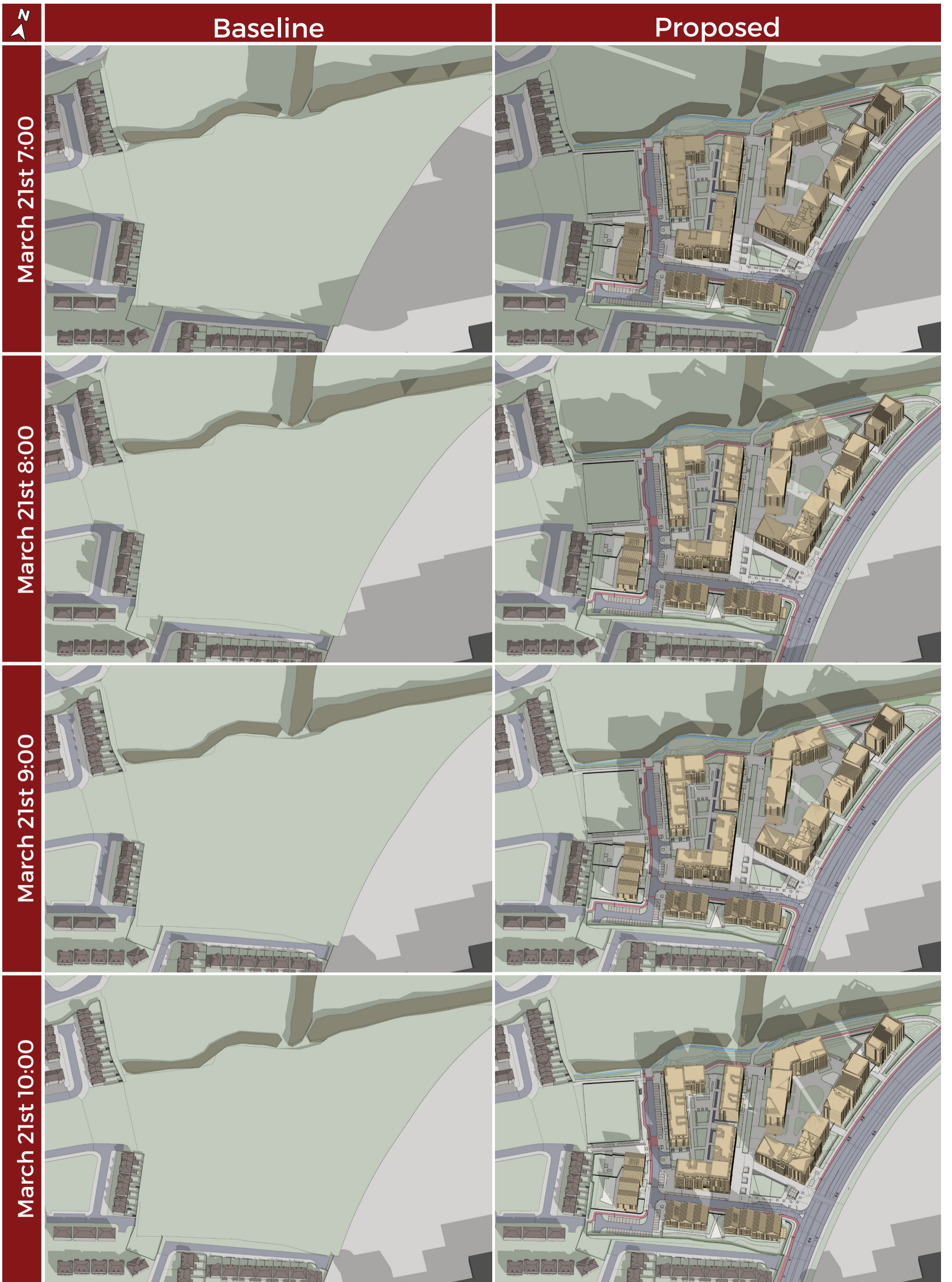
** For the interpretation of level of effects please refer to "2.2 Definition of Effects" on page 7.



Baseline


Figure 6.9: False colour plans. White area indicates the area capable of receiving 2 hours of sunlight on March 21st.

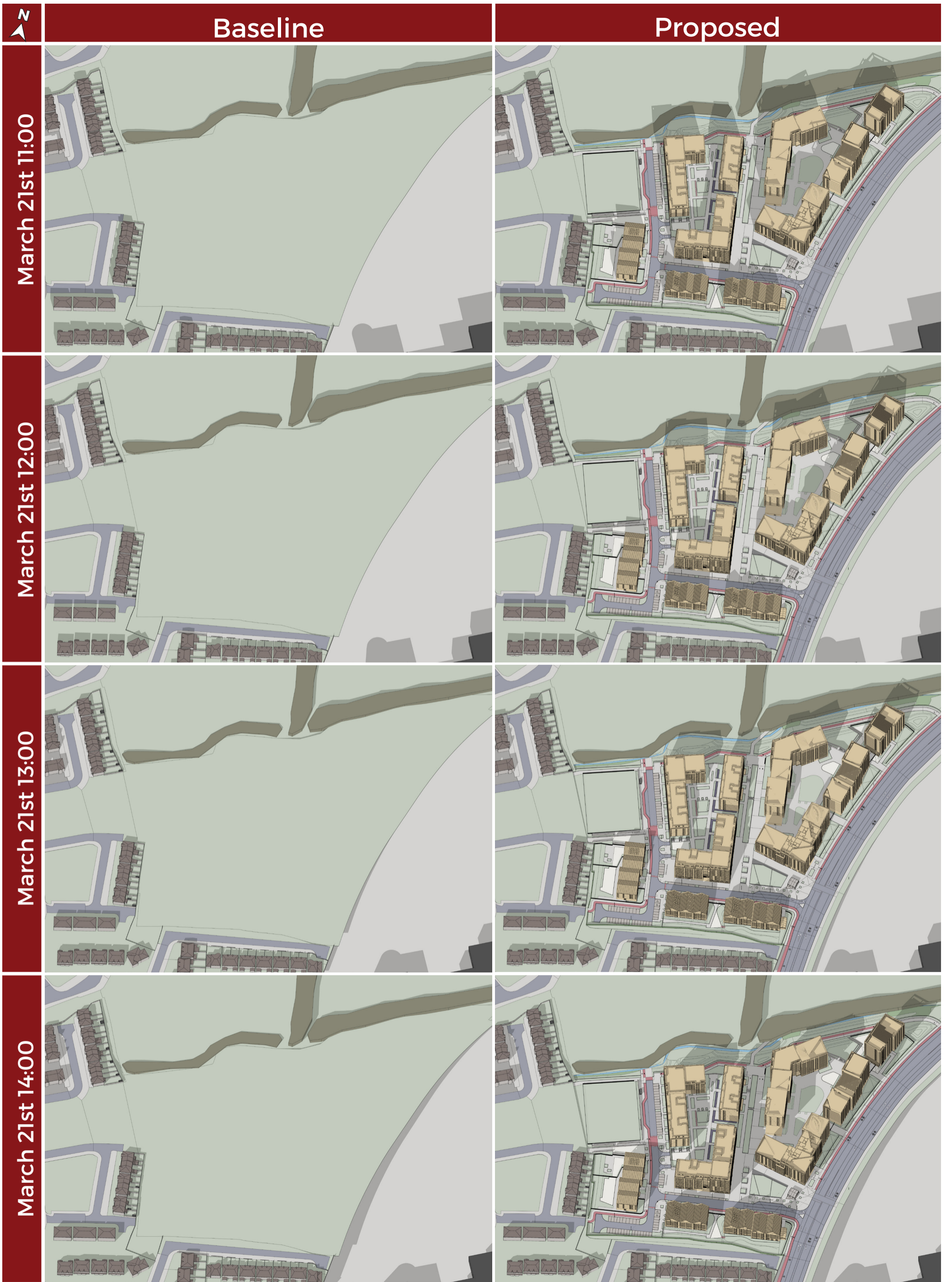
Proposed



6.4 Shadow Studies
 6.4.1 Shadow Study 21st March
 March 21st
 Sunrise 6:25 | Sunset 18:40


Project: Fosterstown North SHD
 Applicant: J. Murphy (Developments) Limited






March 21st
Sunrise 6:25 | Sunset 18:40

Project: Fosterstown North SHD
Applicant: J. Murphy (Developments) Limited

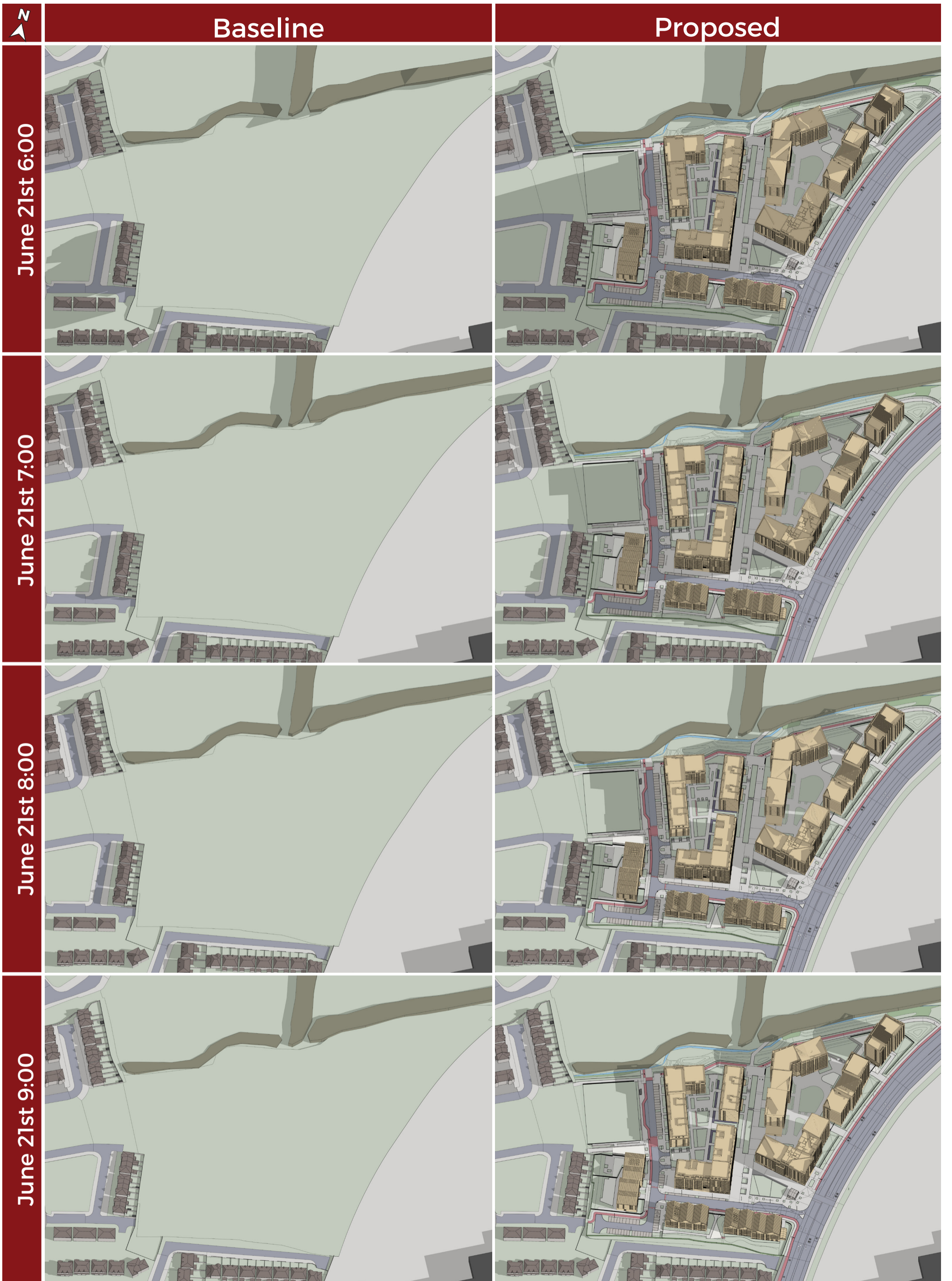




March 21st
Sunrise 6:25 | Sunset 18:40

Project: Fosterstown North SHD
Applicant: J. Murphy (Developments) Limited





6.4.2 Shadow Study 21 June

Project: Fosterstown North SHD



June 21st
Sunrise 4:57 | Sunset 21:57

Applicant: J. Murphy (Developments) Limited



Baseline

Proposed

June 21st 10:00



June 21st 11:00



June 21st 12:00



June 21st 13:00



June 21st
Sunrise 4:57 | Sunset 21:57

Project: Fosterstown North SHD

Applicant: J. Murphy (Developments) Limited





Baseline

Proposed

June 21st 14:00



June 21st 15:00



June 21st 16:00



June 21st 17:00



June 21st
Sunrise 4:57 | Sunset 21:57

Project: Fosterstown North SHD

Applicant: J. Murphy (Developments) Limited





Baseline

Proposed

June 21st 18:00



June 21st 19:00



June 21st 20:00



June 21st 21:00

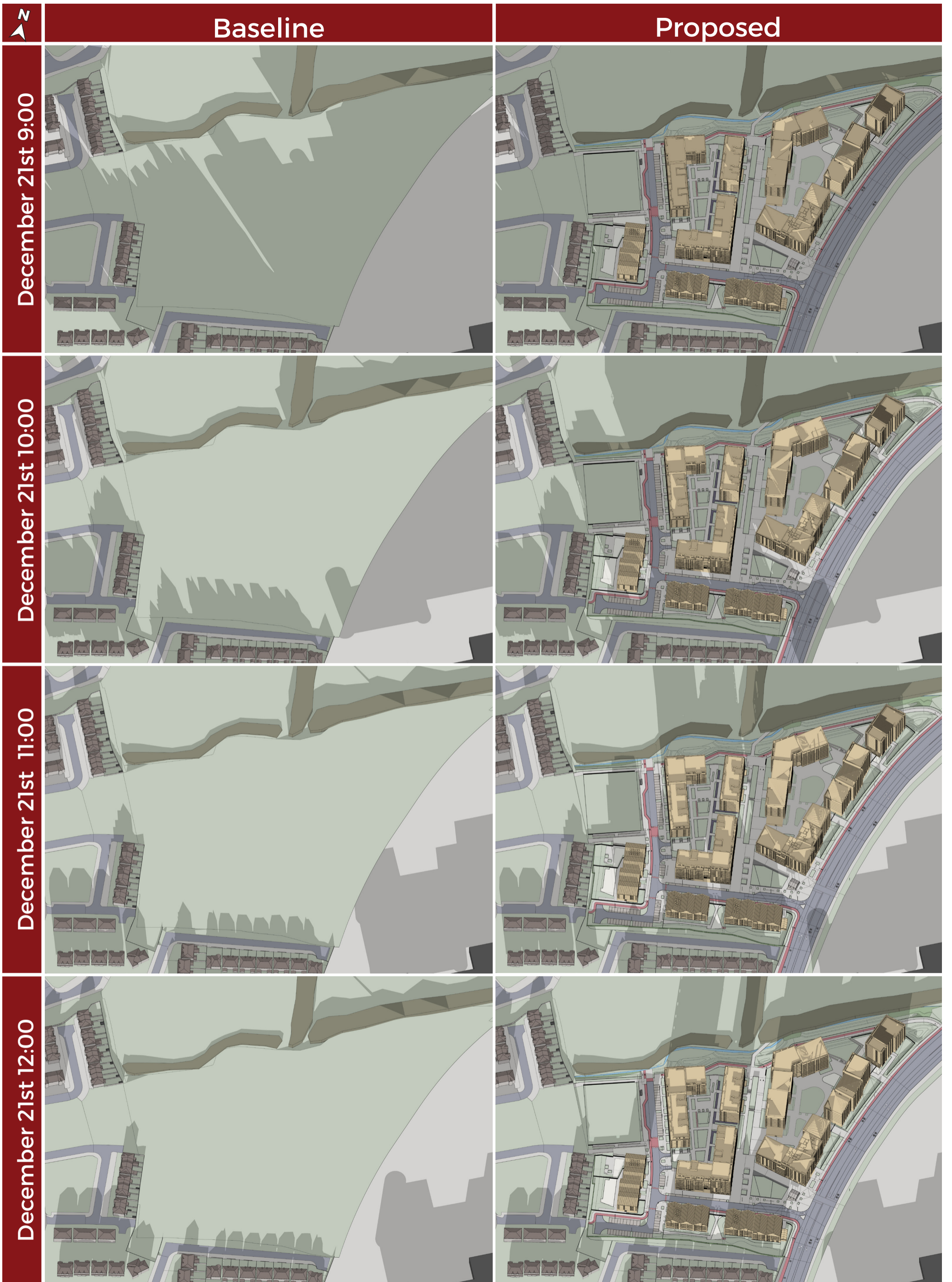


June 21st
Sunrise 4:57 | Sunset 21:57

Project: Fosterstown North SHD

Applicant: J. Murphy (Developments) Limited





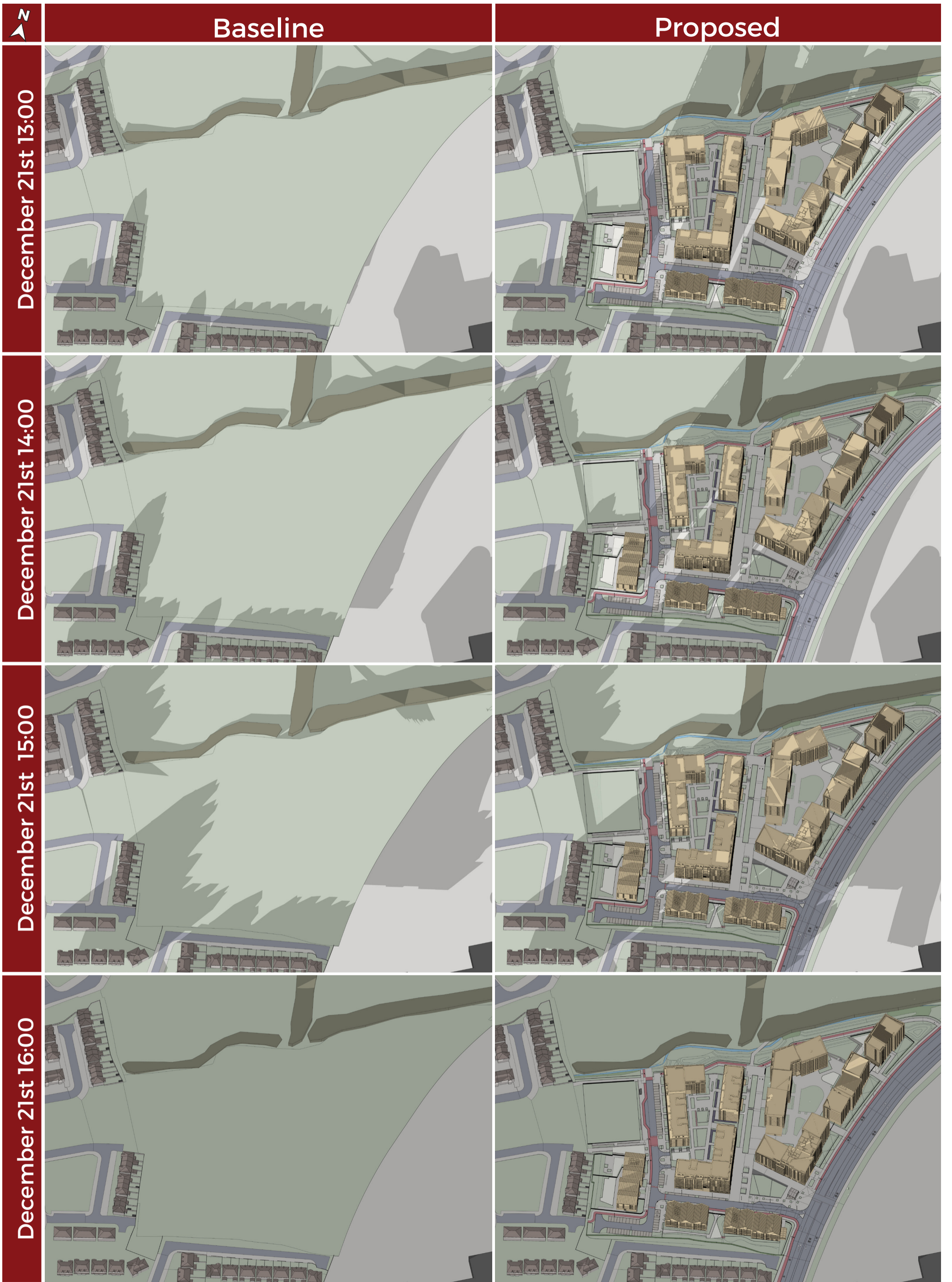
6.4.3 Shadow Study 21 December

Project: Fosterstown North SHD




December 21st
Sunrise 8:38 | Sunset 16:08

Applicant: J. Murphy (Developments) Limited



December 21st
 Sunrise 8:38 | Sunset 16:08

Project: Fosterstown North SHD
 Applicant: J. Murphy (Developments) Limited



7.0 Scheme Performance Results

7.1 Sun On Ground in Proposed Outdoor Amenity Areas

| Table No. 7.1: SOG in Proposed Outdoor Amenity Areas Results | | | |
|--|---|---------------------|---|
| Assessed Area | Area Capable of Receiving 2 Hours of Sunlight on March 21st | Recommended minimum | Level of Compliance with BRE Guidelines |
| Proposed Amenity Area 1 | 98.9% | 50.0% | BRE Compliant |
| Proposed Amenity Area 2 | 100.0% | 50.0% | BRE Compliant |
| Proposed Amenity Area 3 | 76.5% | 50.0% | BRE Compliant |
| Proposed Amenity Area 4 | 85.7% | 50.0% | BRE Compliant |
| Proposed Amenity Area 5 | 55.4% | 50.0% | BRE Compliant |
| Proposed Amenity Area 6 | 81.0% | 50.0% | BRE Compliant |
| Proposed Amenity Area 7 | 98.8% | 50.0% | BRE Compliant |
| Open Public Space | 98.2% | 50.0% | BRE Compliant |

* The BRE Guidelines recommend that for a garden or amenity to appear adequately sunlit throughout the year, at least half of a garden or amenity area should receive at least two hours of sunlight on March 21st.

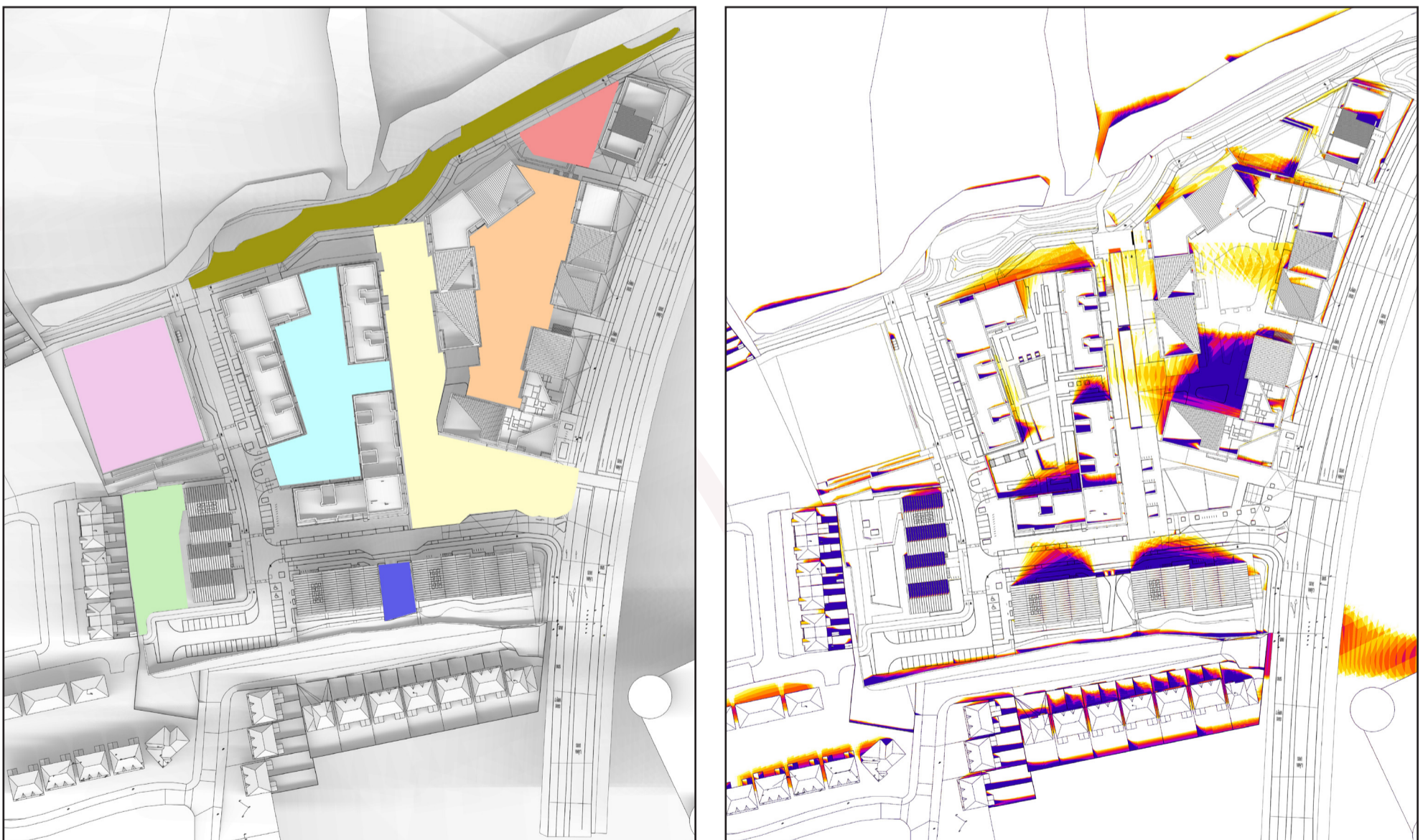


Figure 7.1: Left - Indication of the amenity areas that have been analysed. Right - Area capable of receiving 2 hours of sunlight on March 21st shown in white (R).

7.2 Average Daylight Factor

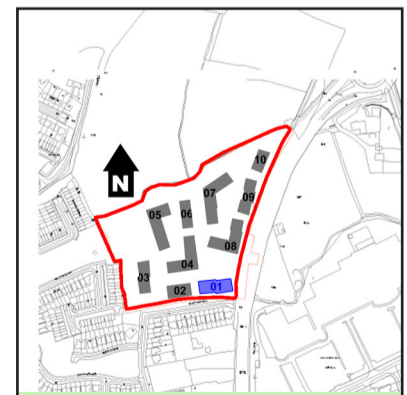
7.2.1 Block 01, Ground Floor

| Table No. 7.2: ADF Results Block 01. Ground Floor | | |
|---|------------------|---------------------|
| Unit Number | Room Description | Predicted ADF Value |
| B01_OGF_001 | Bedroom 1 | 3.34% |
| B01_OGF_001 | LKD | 5.82% |
| B01_OGF_002 | Bedroom 1 | 3.58% |
| B01_OGF_002 | Bedroom 2 | 4.32% |
| B01_OGF_002 | LKD | 2.94% |
| B01_OGF_003 | Bedroom 1 | 3.72% |
| B01_OGF_003 | Bedroom 2 | 4.22% |
| B01_OGF_003 | LKD | 2.40% |
| B01_OGF_004 | Bedroom 1 | 3.17% |
| B01_OGF_004 | LKD | 5.63% |
| B01_OGF_005 | Bedroom 1 | 4.66% |
| B01_OGF_005 | Bedroom 2 | 3.86% |
| B01_OGF_005 | LKD | 4.83% |

The following ADF target values should be considered when reading the above table of results: 2% for kitchens, 1.5% for living rooms and 1% for bedrooms. In LKDs, the higher target value of 2.0% should be applied. Consideration should be given to the methodology section of this report, specifically "Recommended Minimum ADF" on page 17, when reviewing these results. The circa compliance rates across the entire scheme can be found in section 8.2.2 on page 243.



Figure 7.2: Floor plan of assessed building (L), Keyplan highlighting the assessed building (R).



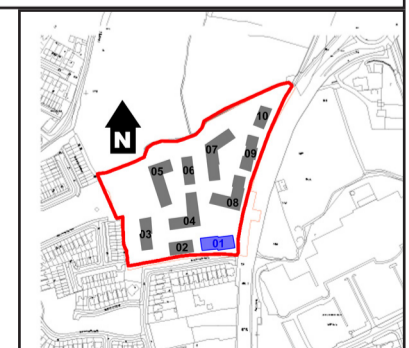
7.2.2 Block 01, First Floor

| Unit Number | Room Description | Predicted ADF Value |
|-------------|------------------|---------------------|
| B01_01F_001 | Bedroom 1 | 4.73% |
| B01_01F_001 | Bedroom 2 | 2.94% |
| B01_01F_001 | LKD | 4.69% |
| B01_01F_002 | Bedroom 1 | 2.29% |
| B01_01F_002 | LKD | 5.71% |
| B01_01F_003 | Bedroom 1 | 3.67% |
| B01_01F_003 | Bedroom 2 | 4.43% |
| B01_01F_003 | LKD | 2.28% |
| B01_01F_004 | Bedroom 1 | 3.88% |
| B01_01F_004 | Bedroom 2 | 4.40% |
| B01_01F_004 | LKD | 1.95% |
| B01_01F_005 | Bedroom 1 | 2.33% |
| B01_01F_005 | LKD | 5.44% |
| B01_01F_006 | Bedroom 1 | 4.04% |
| B01_01F_006 | Bedroom 2 | 2.88% |
| B01_01F_006 | LKD | 4.56% |
| B01_01F_007 | Bedroom 1 | 4.24% |
| B01_01F_007 | Bedroom 2 | 4.36% |
| B01_01F_007 | LKD | 4.52% |
| B01_01F_008 | Bedroom 1 | 4.78% |
| B01_01F_008 | Bedroom 2 | 4.81% |
| B01_01F_008 | LKD | 6.15% |

The following ADF target values should be considered when reading the above table of results: 2% for kitchens, 1.5% for living rooms and 1% for bedrooms. In LKDs, the higher target value of 2.0% should be applied. Consideration should be given to the methodology section of this report, specifically "Recommended Minimum ADF" on page 17, when reviewing these results. The circa compliance rates across the entire scheme can be found in section 8.2.2 on page 243.



Figure 7.3: Floor plan of assessed building (L), Keyplan highlighting the assessed building (R).



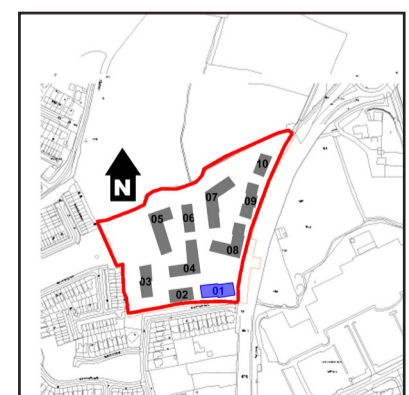
7.2.3 Block 01, Second Floor

| Table No. 7.4: ADF Results Block 01, Second Floor | | |
|---|------------------|---------------------|
| Unit Number | Room Description | Predicted ADF Value |
| B01_02F_001 | Bedroom 1 | 4.91% |
| B01_02F_001 | Bedroom 2 | 3.02% |
| B01_02F_001 | LKD | 4.79% |
| B01_02F_002 | Bedroom 1 | 2.34% |
| B01_02F_002 | LKD | 5.82% |
| B01_02F_003 | Bedroom 1 | 3.83% |
| B01_02F_003 | Bedroom 2 | 4.62% |
| B01_02F_003 | LKD | 2.34% |
| B01_02F_004 | Bedroom 1 | 4.03% |
| B01_02F_004 | Bedroom 2 | 4.56% |
| B01_02F_004 | LKD | 2.03% |
| B01_02F_005 | Bedroom 1 | 2.42% |
| B01_02F_005 | LKD | 5.61% |
| B01_02F_006 | Bedroom 1 | 4.35% |
| B01_02F_006 | Bedroom 2 | 3.00% |
| B01_02F_006 | LKD | 4.70% |
| B01_02F_007 | Bedroom 1 | 4.52% |
| B01_02F_007 | Bedroom 2 | 4.41% |
| B01_02F_007 | LKD | 4.82% |
| B01_02F_008 | Bedroom 1 | 4.99% |
| B01_02F_008 | Bedroom 2 | 4.98% |
| B01_02F_008 | LKD | 6.35% |

The following ADF target values should be considered when reading the above table of results: 2% for kitchens, 1.5% for living rooms and 1% for bedrooms. In LKDs, the higher target value of 2.0% should be applied. Consideration should be given to the methodology section of this report, specifically "Recommended Minimum ADF" on page 17, when reviewing these results. The circa compliance rates across the entire scheme can be found in section 8.2.2 on page 243.



Figure 7.4: Floor plan of assessed building (L), Keyplan highlighting the assessed building (R).



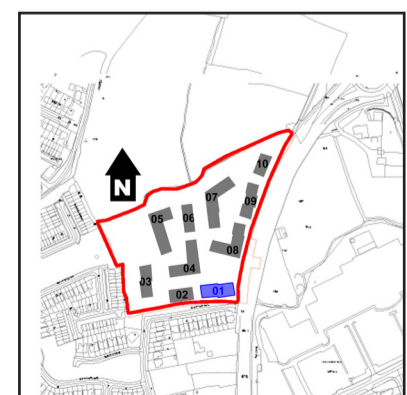
7.2.4 Block 01, Third Floor

| Table No. 7.5: ADF Results Block 01, Third Floor | | |
|--|------------------|---------------------|
| Unit Number | Room Description | Predicted ADF Value |
| B01_03F_001 | Bedroom 1 | 6.04% |
| B01_03F_001 | Bedroom 2 | 4.45% |
| B01_03F_001 | LKD | 5.13% |
| B01_03F_002 | Bedroom 1 | 3.63% |
| B01_03F_002 | LKD | 6.10% |
| B01_03F_003 | Bedroom 1 | 4.77% |
| B01_03F_003 | Bedroom 2 | 4.03% |
| B01_03F_003 | LKD | 3.88% |
| B01_03F_004 | Bedroom 1 | 4.70% |
| B01_03F_004 | Bedroom 2 | 4.13% |
| B01_03F_004 | LKD | 3.60% |
| B01_03F_005 | Bedroom 1 | 3.77% |
| B01_03F_005 | LKD | 5.88% |
| B01_03F_006 | Bedroom 1 | 5.64% |
| B01_03F_006 | Bedroom 2 | 4.47% |
| B01_03F_006 | LKD | 5.05% |
| B01_03F_007 | Bedroom 1 | 4.67% |
| B01_03F_007 | Bedroom 2 | 4.56% |
| B01_03F_007 | LKD | 6.41% |
| B01_03F_008 | Bedroom 1 | 5.10% |
| B01_03F_008 | Bedroom 2 | 5.11% |
| B01_03F_008 | LKD | 7.77% |

The following ADF target values should be considered when reading the above table of results: 2% for kitchens, 1.5% for living rooms and 1% for bedrooms. In LKDs, the higher target value of 2.0% should be applied. Consideration should be given to the methodology section of this report, specifically "Recommended Minimum ADF" on page 17, when reviewing these results. The circa compliance rates across the entire scheme can be found in section 8.2.2 on page 243.



Figure 7.5: Floor plan of assessed building (L), Keyplan highlighting the assessed building (R).



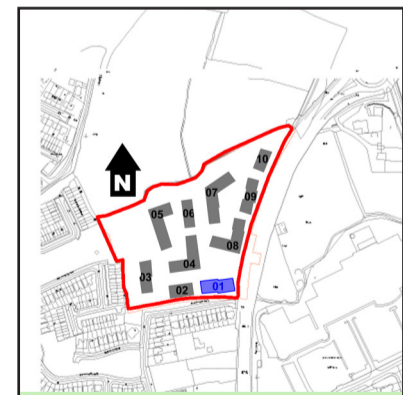
7.2.5 Block 02, Ground Floor

| Unit Number | Room Description | Predicted ADF Value |
|-------------|------------------|---------------------|
| B02_OGF_001 | Bedroom 1 | 3.56% |
| B02_OGF_001 | Bedroom 2 | 2.57% |
| B02_OGF_001 | LKD | 6.11% |
| B02_OGF_002 | Bedroom 1 | 3.25% |
| B02_OGF_002 | LKD | 5.71% |
| B02_OGF_003 | Bedroom 1 | 2.61% |
| B02_OGF_003 | Bedroom 2 | 2.50% |
| B02_OGF_003 | LKD | 2.74% |
| B02_OGF_004 | Bedroom 1 | 2.63% |
| B02_OGF_004 | Bedroom 2 | 2.81% |
| B02_OGF_004 | LKD | 2.70% |
| B02_OGF_005 | Bedroom 1 | 3.51% |
| B02_OGF_005 | LKD | 5.67% |

The following ADF target values should be considered when reading the above table of results: 2% for kitchens, 1.5% for living rooms and 1% for bedrooms. In LKDs, the higher target value of 2.0% should be applied. Consideration should be given to the methodology section of this report, specifically "Recommended Minimum ADF" on page 17, when reviewing these results. The circa compliance rates across the entire scheme can be found in section 8.2.2 on page 243.



Figure 7.6: Floor plan of assessed building (L), Keyplan highlighting the assessed building (R).



7.2.6 Block 02, First Floor

| Unit Number | Room Description | Predicted ADF Value |
|-------------|------------------|---------------------|
| B02_01F_001 | Bedroom 1 | 3.93% |
| B02_01F_001 | Bedroom 2 | 2.93% |
| B02_01F_001 | LKD | 5.86% |
| B02_01F_002 | Bedroom 1 | 2.43% |
| B02_01F_002 | LKD | 5.32% |
| B02_01F_003 | Bedroom 1 | 3.02% |
| B02_01F_003 | Bedroom 2 | 2.93% |
| B02_01F_003 | LKD | 2.23% |
| B02_01F_004 | Bedroom 1 | 3.09% |
| B02_01F_004 | Bedroom 2 | 3.21% |
| B02_01F_004 | LKD | 2.20% |
| B02_01F_005 | Bedroom 1 | 2.22% |
| B02_01F_005 | LKD | 5.35% |
| B02_01F_006 | Bedroom 1 | 5.29% |
| B02_01F_006 | Bedroom 2 | 4.30% |
| B02_01F_006 | LKD | 6.14% |

The following ADF target values should be considered when reading the above table of results: 2% for kitchens, 1.5% for living rooms and 1% for bedrooms. In LKDs, the higher target value of 2.0% should be applied. Consideration should be given to the methodology section of this report, specifically "Recommended Minimum ADF" on page 17, when reviewing these results. The circa compliance rates across the entire scheme can be found in section 8.2.2 on page 243.

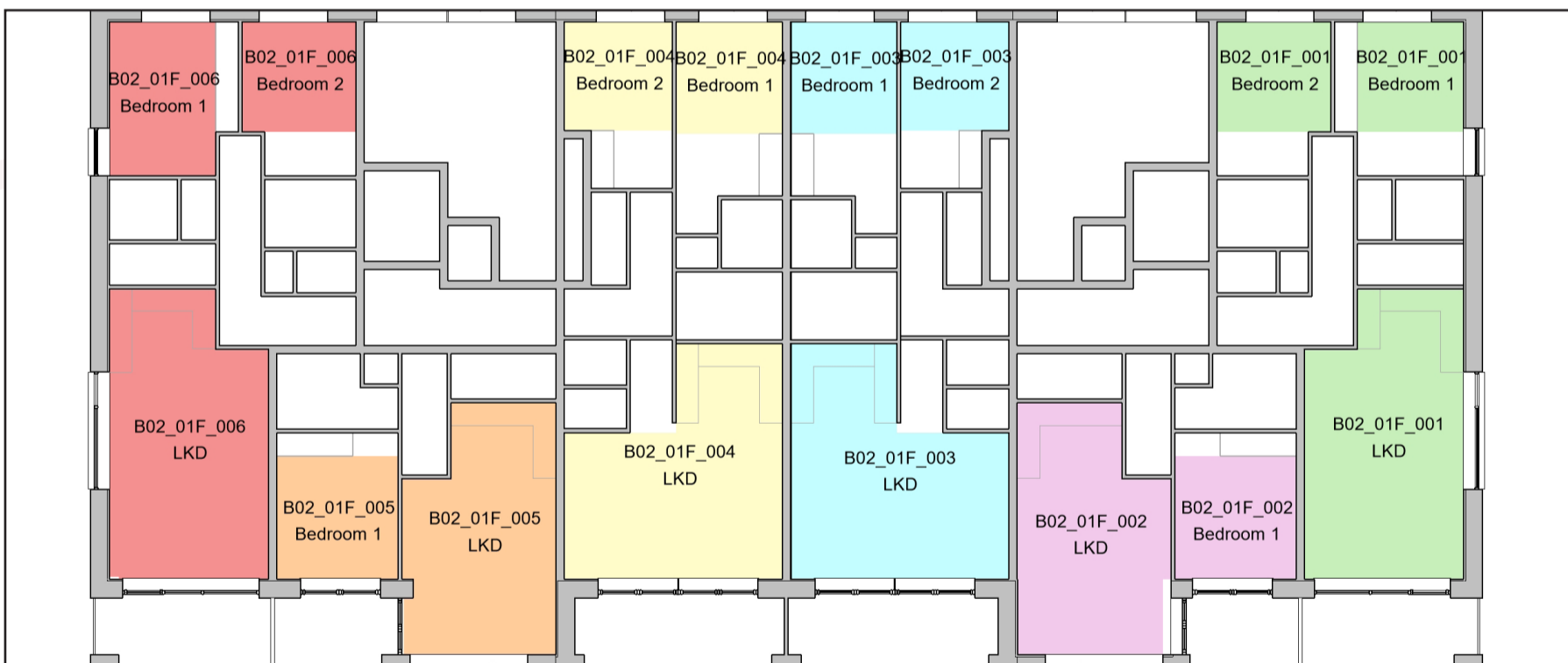
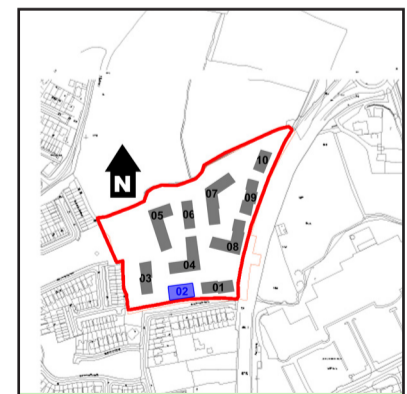


Figure 7.7: Floor plan of assessed building (L), Keyplan highlighting the assessed building (R).



7.2.7 Block 02, Second Floor

| Unit Number | Room Description | Predicted ADF Value |
|-------------|------------------|---------------------|
| B02_02F_001 | Bedroom 1 | 4.34% |
| B02_02F_001 | Bedroom 2 | 3.29% |
| B02_02F_001 | LKD | 6.22% |
| B02_02F_002 | Bedroom 1 | 2.49% |
| B02_02F_002 | LKD | 5.48% |
| B02_02F_003 | Bedroom 1 | 3.34% |
| B02_02F_003 | Bedroom 2 | 3.45% |
| B02_02F_003 | LKD | 2.32% |
| B02_02F_004 | Bedroom 1 | 3.61% |
| B02_02F_004 | Bedroom 2 | 3.53% |
| B02_02F_004 | LKD | 2.29% |
| B02_02F_005 | Bedroom 1 | 2.24% |
| B02_02F_005 | LKD | 5.51% |
| B02_02F_006 | Bedroom 1 | 5.53% |
| B02_02F_006 | Bedroom 2 | 4.57% |
| B02_02F_006 | LKD | 6.30% |

The following ADF target values should be considered when reading the above table of results: 2% for kitchens, 1.5% for living rooms and 1% for bedrooms. In LKDs, the higher target value of 2.0% should be applied. Consideration should be given to the methodology section of this report, specifically "Recommended Minimum ADF" on page 17, when reviewing these results. The circa compliance rates across the entire scheme can be found in section 8.2.2 on page 243.

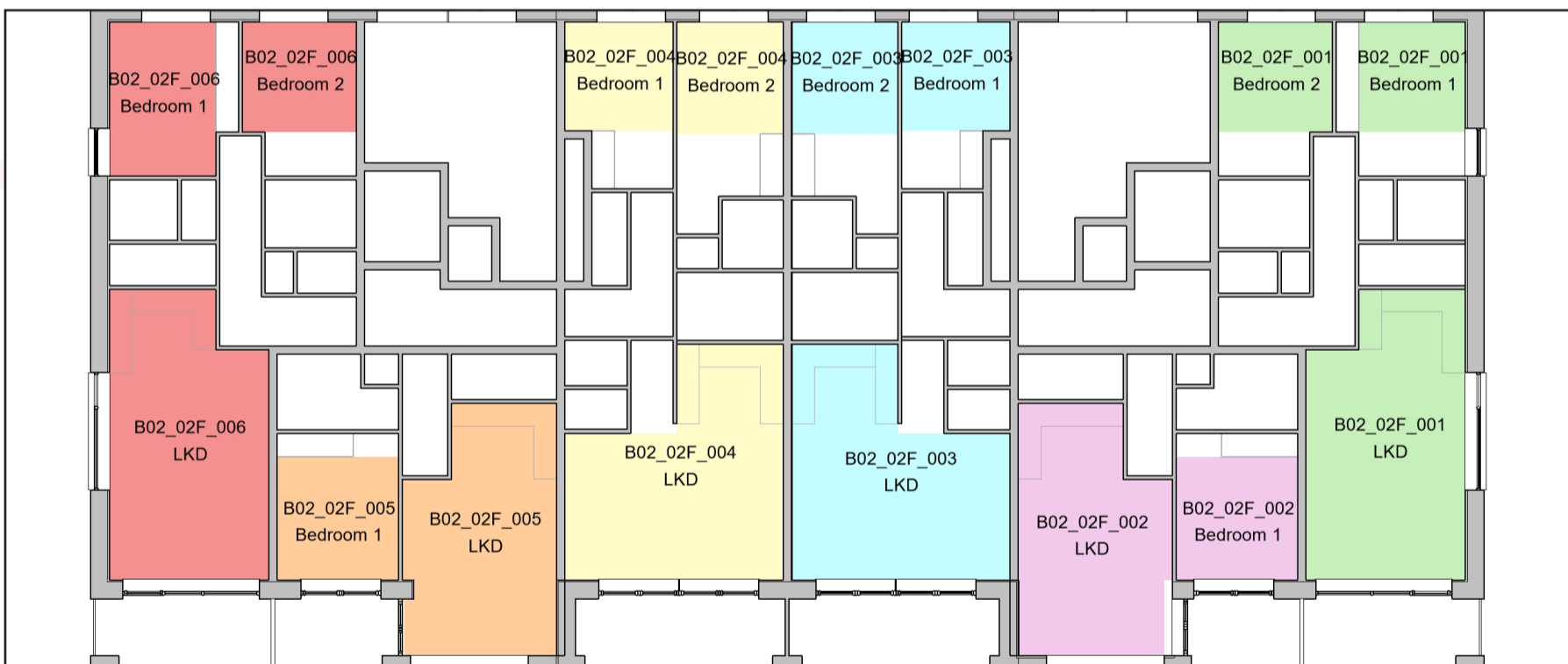
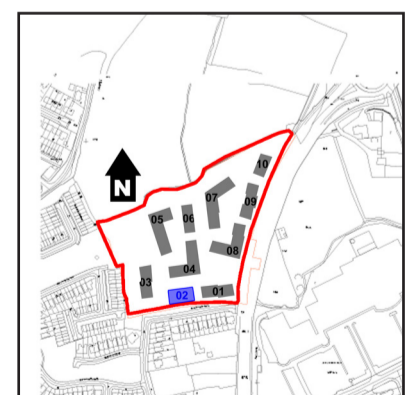


Figure 7.8: Floor plan of assessed building (L), Keyplan highlighting the assessed building (R).



7.2.8 Block 02, Third Floor

| Unit Number | Room Description | Predicted ADF Value |
|-------------|------------------|---------------------|
| B02_03F_001 | Bedroom 1 | 3.07% |
| B02_03F_001 | Bedroom 2 | 4.70% |
| B02_03F_001 | LKD | 7.68% |
| B02_03F_002 | Bedroom 1 | 3.73% |
| B02_03F_002 | LKD | 5.75% |
| B02_03F_003 | Bedroom 1 | 3.98% |
| B02_03F_003 | Bedroom 2 | 3.85% |
| B02_03F_003 | LKD | 3.79% |
| B02_03F_004 | Bedroom 1 | 4.04% |
| B02_03F_004 | Bedroom 2 | 4.12% |
| B02_03F_004 | LKD | 3.74% |
| B02_03F_005 | Bedroom 1 | 3.41% |
| B02_03F_005 | LKD | 5.24% |
| B02_03F_006 | Bedroom 1 | 5.75% |
| B02_03F_006 | Bedroom 2 | 4.08% |
| B02_03F_006 | LKD | 7.96% |

The following ADF target values should be considered when reading the above table of results: 2% for kitchens, 1.5% for living rooms and 1% for bedrooms. In LKDs, the higher target value of 2.0% should be applied. Consideration should be given to the methodology section of this report, specifically "Recommended Minimum ADF" on page 17, when reviewing these results. The circa compliance rates across the entire scheme can be found in section 8.2.2 on page 243.

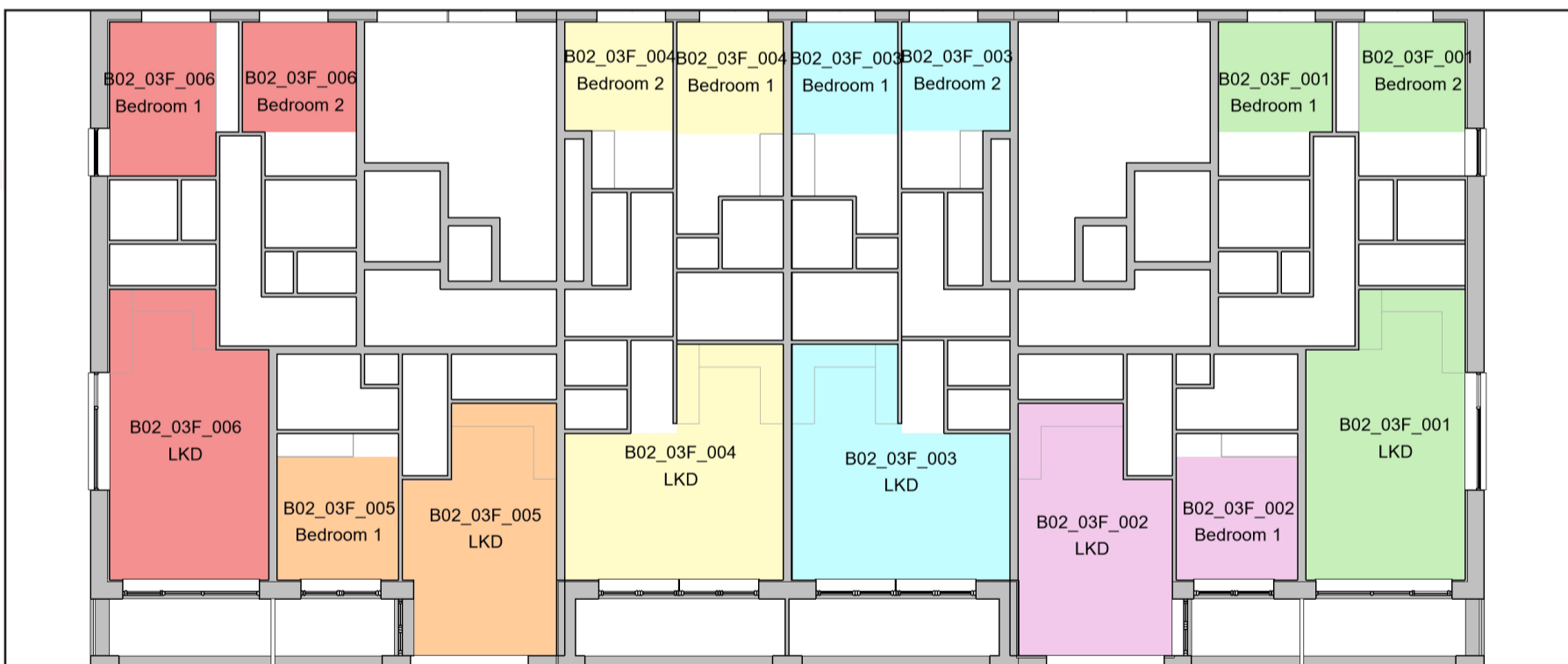
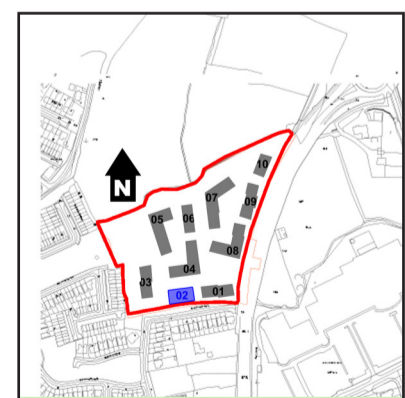


Figure 7.9: Floor plan of assessed building (L), Keyplan highlighting the assessed building (R).



7.2.9 Block 03, Ground Floor

Table No. 7.10: ADF Results Block 03, Ground Floor

| Unit Number | Room Description | Predicted ADF Value |
|-------------|------------------|---------------------|
| Creche | Class 01 | 2.66% |
| Creche | Class 02 | 6.24% |
| Creche | Class 03 | 4.93% |
| Creche | Class 04 | 5.29% |
| Creche | Class 05 | 5.59% |
| Creche | Class 06 | 4.64% |
| Creche | Class 07 | 6.09% |
| Creche | Class 08 | 2.35% |
| Creche | Class 09 | 2.34% |

The following ADF target values should be considered when reading the above table of results: 1.5% for classrooms. Consideration should be given to the methodology section of this report, specifically "Recommended Minimum ADF" on page 17, when reviewing these results. The circa compliance rates across the entire scheme can be found in section 8.2.2 on page 243.



Figure 7.10: Floor plan of assessed building (L), Keyplan highlighting the assessed building (R).

7.2.10 Block 03, First Floor

Table No. 7.11: ADF Results Block 03, First Floor

| Unit Number | Room Description | Predicted ADF Value |
|-------------|------------------|---------------------|
| B03_01F_001 | Bedroom 1 | 4.10% |
| B03_01F_001 | Bedroom 2 | 4.13% |
| B03_01F_001 | LKD | 4.97% |
| B03_01F_002 | Bedroom 1 | 4.84% |
| B03_01F_002 | Bedroom 2 | 5.24% |
| B03_01F_002 | LKD | 1.91% |
| B03_01F_003 | Bedroom 1 | 4.32% |
| B03_01F_003 | Bedroom 2 | 4.84% |
| B03_01F_003 | LKD | 2.13% |
| B03_01F_004 | Bedroom 1 | 4.93% |
| B03_01F_004 | Bedroom 2 | 4.90% |
| B03_01F_004 | LKD | 6.42% |
| B03_01F_005 | Bedroom 1 | 4.89% |
| B03_01F_005 | Bedroom 2 | 3.01% |
| B03_01F_005 | LKD | 4.78% |
| B03_01F_006 | Bedroom 1 | 2.20% |
| B03_01F_006 | LKD | 5.78% |
| B03_01F_007 | Bedroom 1 | 2.34% |
| B03_01F_007 | LKD | 5.07% |
| B03_10F_008 | Bedroom 1 | 4.54% |
| B03_01F_008 | Bedroom 2 | 2.67% |
| B03_01F_008 | LKD | 4.25% |

The following ADF target values should be considered when reading the above table of results: 2% for kitchens, 1.5% for living rooms and 1% for bedrooms. In LKDs, the higher target value of 2.0% should be applied. Consideration should be given to the methodology section of this report, specifically "Recommended Minimum ADF" on page 17, when reviewing these results. The circa compliance rates across the entire scheme can be found in section 8.2.2 on page 243.



Figure 7.11: Floor plan of assessed building (L), Keyplan highlighting the assessed building (R).

7.2.11 Block 03, Second Floor

Table No. 7.12: ADF Results Block 03, Second Floor

| Unit Number | Room Description | Predicted ADF Value |
|-------------|------------------|---------------------|
| B03_02F_001 | Bedroom 1 | 4.33% |
| B03_02F_001 | Bedroom 2 | 4.39% |
| B03_02F_001 | LKD | 5.16% |
| B03_02F_002 | Bedroom 1 | 5.10% |
| B03_02F_002 | Bedroom 2 | 5.48% |
| B03_02F_002 | LKD | 1.95% |
| B03_02F_003 | Bedroom 1 | 4.97% |
| B03_02F_003 | Bedroom 2 | 5.64% |
| B03_02F_003 | LKD | 2.14% |
| B03_02F_004 | Bedroom 1 | 5.13% |
| B03_02F_004 | Bedroom 2 | 5.11% |
| B03_02F_004 | LKD | 6.61% |
| B03_02F_005 | Bedroom 1 | 4.95% |
| B03_02F_005 | Bedroom 2 | 3.07% |
| B03_02F_005 | LKD | 4.85% |
| B03_02F_006 | Bedroom 1 | 2.27% |
| B03_02F_006 | LKD | 5.84% |
| B03_02F_007 | Bedroom 1 | 2.40% |
| B03_02F_007 | LKD | 5.65% |
| B03_02F_008 | Bedroom 1 | 4.60% |
| B03_02F_008 | Bedroom 2 | 2.83% |
| B03_02F_008 | LKD | 4.69% |

The following ADF target values should be considered when reading the above table of results: 2% for kitchens, 1.5% for living rooms and 1% for bedrooms. In LKDs, the higher target value of 2.0% should be applied. Consideration should be given to the methodology section of this report, specifically "Recommended Minimum ADF" on page 17, when reviewing these results. The circa compliance rates across the entire scheme can be found in section 8.2.2 on page 243.



Figure 7.12: Floor plan of assessed building (L), Keyplan highlighting the assessed building (R).

7.2.12 Block 03, Third Floor

Table No. 7.13: ADF Results Block 03, Third Floor

| Unit Number | Room Description | Predicted ADF Value |
|-------------|------------------|---------------------|
| B03_03F_001 | Bedroom 1 | 4.07% |
| B03_03F_001 | Bedroom 2 | 4.14% |
| B03_03F_001 | LKD | 6.46% |
| B03_03F_002 | Bedroom 1 | 4.77% |
| B03_03F_002 | Bedroom 2 | 5.15% |
| B03_03F_002 | LKD | 3.39% |
| B03_03F_003 | Bedroom 1 | 4.72% |
| B03_03F_003 | Bedroom 2 | 5.26% |
| B03_03F_003 | LKD | 3.58% |
| B03_03F_004 | Bedroom 1 | 4.76% |
| B03_03F_004 | Bedroom 2 | 4.76% |
| B03_03F_004 | LKD | 7.74% |
| B03_03F_005 | Bedroom 1 | 5.51% |
| B03_03F_005 | Bedroom 2 | 4.12% |
| B03_03F_005 | LKD | 4.59% |
| B03_03F_006 | Bedroom 1 | 3.35% |
| B03_03F_006 | LKD | 5.37% |
| B03_03F_007 | Bedroom 1 | 3.53% |
| B03_03F_007 | LKD | 5.35% |
| B03_03F_008 | Bedroom 1 | 5.46% |
| B03_03F_008 | Bedroom 2 | 3.85% |
| B03_03F_008 | LKD | 4.35% |

The following ADF target values should be considered when reading the above table of results: 2% for kitchens, 1.5% for living rooms and 1% for bedrooms. In LKDs, the higher target value of 2.0% should be applied. Consideration should be given to the methodology section of this report, specifically "Recommended Minimum ADF" on page 17, when reviewing these results. The circa compliance rates across the entire scheme can be found in section 8.2.2 on page 243.



Figure 7.13: Floor plan of assessed building (L), Keyplan highlighting the assessed building (R).

7.2.13 Block 04, First Floor

Table No. 7.14: ADF Results Block 04, First Floor

| Unit Number | Room Description | Predicted ADF Value |
|-------------|------------------|---------------------|
| B04_01F_001 | Bedroom 1 | 4.25% |
| B04_01F_001 | Bedroom 2 | 1.37% |
| B04_01F_001 | Bedroom 3 | 4.58% |
| B04_01F_001 | LKD | 2.01% |
| B04_01F_002 | Bedroom 1 | 2.49% |
| B04_01F_002 | Bedroom 2 | 2.27% |
| B04_01F_002 | LKD | 1.47% |
| B04_01F_003 | Bedroom 1 | 1.26% |
| B04_01F_003 | LKD | 3.38% |
| B04_01F_004 | Bedroom 1 | 2.22% |
| B04_01F_004 | Bedroom 2 | 1.75% |
| B04_01F_004 | LKD | 2.79% |
| B04_01F_005 | Bedroom 1 | 2.70% |
| B04_01F_005 | Bedroom 2 | 2.62% |
| B04_01F_005 | LKD | 3.78% |
| B04_01F_012 | Bedroom 1 | 1.63% |
| B04_01F_012 | LKD | 2.39% |

The following ADF target values should be considered when reading the above table of results: 2% for kitchens, 1.5% for living rooms and 1% for bedrooms. In LKDs, the higher target value of 2.0% should be applied. Consideration should be given to the methodology section of this report, specifically "Recommended Minimum ADF" on page 17, when reviewing these results. The circa compliance rates across the entire scheme can be found in section 8.2.2 on page 243.



Figure 7.14: Floor plan of assessed building (L), Keyplan highlighting the assessed building (R).

7.2.14 Block 04, First Floor

| Table No. 7.15: ADF Results Block 04, First Floor | | |
|---|------------------|---------------------|
| Unit Number | Room Description | Predicted ADF Value |
| B04_01F_006 | Bedroom 1 | 2.45% |
| B04_01F_006 | Bedroom 2 | 2.73% |
| B04_01F_006 | LKD | 1.29% |
| B04_01F_007 | Bedroom 1 | 1.85% |
| B04_01F_007 | Bedroom 2 | 3.28% |
| B04_01F_007 | LKD | 1.74% |
| B04_01F_008 | Bedroom 1 | 3.22% |
| B04_01F_008 | Bedroom 2 | 1.80% |
| B04_01F_008 | LKD | 1.61% |
| B04_01F_009 | Bedroom 1 | 2.39% |
| B04_01F_009 | Bedroom 2 | 2.12% |
| B04_01F_009 | LKD | 2.35% |
| B04_01F_010 | Bedroom 1 | 1.24% |
| B04_01F_010 | LKD | 3.29% |
| B04_01F_011 | Bedroom 1 | 1.88% |
| B04_01F_011 | LKD | 3.84% |

The following ADF target values should be considered when reading the above table of results: 2% for kitchens, 1.5% for living rooms and 1% for bedrooms. In LKDs, the higher target value of 2.0% should be applied. Consideration should be given to the methodology section of this report, specifically "Recommended Minimum ADF" on page 17, when reviewing these results. The circa compliance rates across the entire scheme can be found in section 8.2.2 on page 243.



Figure 7.15: Floor plan of assessed building (L), Keyplan highlighting the assessed building (R).

7.2.15 Block 04, Second Floor

| Unit Number | Room Description | Predicted ADF Value |
|-------------|------------------|---------------------|
| B04_02F_001 | Bedroom 1 | 5.62% |
| B04_02F_001 | Bedroom 2 | 4.76% |
| B04_02F_001 | Bedroom 3 | 1.50% |
| B04_02F_001 | LKD | 2.13% |
| B04_02F_002 | Bedroom 1 | 3.14% |
| B04_02F_002 | Bedroom 2 | 3.23% |
| B04_02F_002 | LKD | 2.12% |
| B04_02F_003 | Bedroom 1 | 1.46% |
| B04_02F_003 | LKD | 3.78% |
| B04_02F_004 | Bedroom 1 | 2.39% |
| B04_02F_004 | Bedroom 2 | 1.98% |
| B04_02F_004 | LKD | 3.11% |
| B04_02F_005 | Bedroom 1 | 2.89% |
| B04_02F_005 | Bedroom 2 | 2.99% |
| B04_02F_005 | LKD | 4.06% |
| B04_02F_012 | Bedroom 1 | 1.71% |
| B04_02F_012 | LKD | 2.53% |

The following ADF target values should be considered when reading the above table of results: 2% for kitchens, 1.5% for living rooms and 1% for bedrooms. In LKDs, the higher target value of 2.0% should be applied. Consideration should be given to the methodology section of this report, specifically "Recommended Minimum ADF" on page 17, when reviewing these results. The circa compliance rates across the entire scheme can be found in section 8.2.2 on page 243.



Figure 7.16: Floor plan of assessed building (L), Keyplan highlighting the assessed building (R).

7.2.16 Block 04, Second Floor

| Unit Number | Room Description | Predicted ADF Value |
|-------------|------------------|---------------------|
| B04_02F_006 | Bedroom 1 | 2.61% |
| B04_02F_006 | Bedroom 2 | 2.96% |
| B04_02F_006 | LKD | 1.37% |
| B04_02F_007 | Bedroom 1 | 3.59% |
| B04_02F_007 | Bedroom 2 | 2.03% |
| B04_02F_007 | LKD | 1.85% |
| B04_02F_008 | Bedroom 1 | 3.58% |
| B04_02F_008 | Bedroom 2 | 2.00% |
| B04_02F_008 | LKD | 1.71% |
| B04_02F_009 | Bedroom 1 | 3.06% |
| B04_02F_009 | Bedroom 2 | 3.26% |
| B04_02F_009 | LKD | 3.86% |
| B04_02F_010 | Bedroom 1 | 1.39% |
| B04_02F_010 | LKD | 3.39% |
| B04_02F_011 | Bedroom 1 | 2.02% |
| B04_02F_011 | LKD | 4.06% |

The following ADF target values should be considered when reading the above table of results: 2% for kitchens, 1.5% for living rooms and 1% for bedrooms. In LKDs, the higher target value of 2.0% should be applied. Consideration should be given to the methodology section of this report, specifically "Recommended Minimum ADF" on page 17, when reviewing these results. The circa compliance rates across the entire scheme can be found in section 8.2.2 on page 243.



Figure 7.17: Floor plan of assessed building (L), Keyplan highlighting the assessed building (R).

7.2.17 Block 04, Third Floor

| Table No. 7.18: ADF Results Block 04, Third Floor | | |
|---|------------------|---------------------|
| Unit Number | Room Description | Predicted ADF Value |
| B04_03F_001 | Bedroom 1 | 5.98% |
| B04_03F_001 | Bedroom 2 | 4.99% |
| B04_03F_001 | Bedroom 3 | 1.54% |
| B04_03F_001 | LKD | 2.34% |
| B04_03F_002 | Bedroom 1 | 3.34% |
| B04_03F_002 | Bedroom 2 | 3.43% |
| B04_03F_002 | LKD | 1.88% |
| B04_03F_003 | Bedroom 1 | 1.80% |
| B04_03F_003 | LKD | 4.16% |
| B04_03F_004 | Bedroom 1 | 2.58% |
| B04_03F_004 | Bedroom 2 | 2.30% |
| B04_03F_004 | LKD | 3.40% |
| B04_03F_005 | Bedroom 1 | 3.10% |
| B04_03F_005 | Bedroom 2 | 3.22% |
| B04_03F_005 | LKD | 4.24% |
| B04_03F_012 | Bedroom 1 | 1.79% |
| B04_03F_012 | LKD | 2.62% |

The following ADF target values should be considered when reading the above table of results: 2% for kitchens, 1.5% for living rooms and 1% for bedrooms. In LKDs, the higher target value of 2.0% should be applied. Consideration should be given to the methodology section of this report, specifically "Recommended Minimum ADF" on page 17, when reviewing these results. The circa compliance rates across the entire scheme can be found in section 8.2.2 on page 243.



Figure 7.18: Floor plan of assessed building (L), Keyplan highlighting the assessed building (R).

7.2.18 Block 04, Third Floor

Table No. 7.19: ADF Results Block 04, Third Floor

| Unit Number | Room Description | Predicted ADF Value |
|-------------|------------------|---------------------|
| B04_03F_006 | Bedroom 1 | 2.78% |
| B04_03F_006 | Bedroom 2 | 3.15% |
| B04_03F_006 | LKD | 1.45% |
| B04_03F_007 | Bedroom 1 | 3.82% |
| B04_03F_007 | Bedroom 2 | 2.16% |
| B04_03F_007 | LKD | 2.01% |
| B04_03F_008 | Bedroom 1 | 3.86% |
| B04_03F_008 | Bedroom 2 | 2.15% |
| B04_03F_008 | LKD | 1.89% |
| B04_03F_009 | Bedroom 1 | 3.41% |
| B04_03F_009 | Bedroom 2 | 2.97% |
| B04_03F_009 | LKD | 4.16% |
| B04_03F_010 | Bedroom 1 | 1.63% |
| B04_03F_010 | LKD | 3.71% |
| B04_03F_011 | Bedroom 1 | 2.22% |
| B04_03F_011 | LKD | 4.31% |

The following ADF target values should be considered when reading the above table of results: 2% for kitchens, 1.5% for living rooms and 1% for bedrooms. In LKDs, the higher target value of 2.0% should be applied. Consideration should be given to the methodology section of this report, specifically "Recommended Minimum ADF" on page 17, when reviewing these results. The circa compliance rates across the entire scheme can be found in section 8.2.2 on page 243.



Figure 7.19: Floor plan of assessed building (L), Keyplan highlighting the assessed building (R).

7.2.19 Block 04, Fourth Floor

Table No. 7.20: ADF Results Block 04, Fourth Floor

| Unit Number | Room Description | Predicted ADF Value |
|-------------|------------------|---------------------|
| B04_04F_001 | Bedroom 1 | 3.93% |
| B04_04F_001 | Bedroom 2 | 1.99% |
| B04_04F_001 | LKD | 3.16% |
| B04_04F_002 | Bedroom 1 | 1.04% |
| B04_04F_002 | LKD | 4.59% |
| B04_04F_003 | Bedroom 1 | 3.13% |
| B04_04F_003 | Bedroom 2 | 2.84% |
| B04_04F_003 | LKD | 1.92% |
| B04_04F_004 | Bedroom 1 | 3.54% |
| B04_04F_004 | Bedroom 2 | 3.66% |
| B04_04F_004 | LKD | 1.44% |
| B04_04F_005 | Bedroom 1 | 2.07% |
| B04_04F_005 | LKD | 4.45% |
| B04_04F_006 | Bedroom 1 | 2.76% |
| B04_04F_006 | Bedroom 2 | 2.60% |
| B04_04F_006 | LKD | 3.66% |
| B04_04F_007 | Bedroom 1 | 3.27% |
| B04_04F_007 | Bedroom 2 | 3.44% |
| B04_04F_007 | LKD | 4.42% |
| B04_04F_014 | Bedroom 1 | 1.84% |
| B04_04F_014 | LKD | 2.71% |

The following ADF target values should be considered when reading the above table of results: 2% for kitchens, 1.5% for living rooms and 1% for bedrooms. In LKDs, the higher target value of 2.0% should be applied. Consideration should be given to the methodology section of this report, specifically "Recommended Minimum ADF" on page 17, when reviewing these results. The circa compliance rates across the entire scheme can be found in section 8.2.2 on page 243.



Figure 7.20: Floor plan of assessed building (L), Keyplan highlighting the assessed building (R).

7.2.20 Block 04, Fourth Floor

Table No. 7.21: ADF Results Block 04, Fourth Floor

| Unit Number | Room Description | Predicted ADF Value |
|-------------|------------------|---------------------|
| B04_04F_008 | Bedroom 1 | 3.00% |
| B04_04F_008 | Bedroom 2 | 3.39% |
| B04_04F_008 | LKD | 1.54% |
| B04_04F_009 | Bedroom 1 | 4.04% |
| B04_04F_009 | Bedroom 2 | 2.29% |
| B04_04F_009 | LKD | 2.28% |
| B04_04F_010 | Bedroom 1 | 4.11% |
| B04_04F_010 | Bedroom 2 | 2.29% |
| B04_04F_010 | LKD | 2.16% |
| B04_04F_011 | Bedroom 1 | 3.67% |
| B04_04F_011 | Bedroom 2 | 3.92% |
| B04_04F_011 | LKD | 4.55% |
| B04_04F_012 | Bedroom 1 | 1.93% |
| B04_04F_012 | LKD | 4.03% |
| B04_04F_013 | Bedroom 1 | 2.41% |
| B04_04F_013 | LKD | 4.55% |

The following ADF target values should be considered when reading the above table of results: 2% for kitchens, 1.5% for living rooms and 1% for bedrooms. In LKDs, the higher target value of 2.0% should be applied. Consideration should be given to the methodology section of this report, specifically "Recommended Minimum ADF" on page 17, when reviewing these results. The circa compliance rates across the entire scheme can be found in section 8.2.2 on page 243.



Figure 7.21: Floor plan of assessed building (L), Keyplan highlighting the assessed building (R).

7.2.21 Block 04, Fifth Floor

Table No. 7.22: ADF Results Block 04, Fifth Floor

| Unit Number | Room Description | Predicted ADF Value |
|-------------|------------------|---------------------|
| B04_05F_001 | Bedroom 1 | 4.03% |
| B04_05F_001 | Bedroom 2 | 2.08% |
| B04_05F_001 | LKD | 2.97% |
| B04_05F_002 | Bedroom 1 | 1.12% |
| B04_05F_002 | LKD | 4.40% |
| B04_05F_003 | Bedroom 1 | 3.33% |
| B04_05F_003 | Bedroom 2 | 2.96% |
| B04_05F_003 | LKD | 2.05% |
| B04_05F_004 | Bedroom 1 | 3.72% |
| B04_05F_004 | Bedroom 2 | 3.86% |
| B04_05F_004 | LKD | 1.57% |
| B04_05F_005 | Bedroom 1 | 2.22% |
| B04_05F_005 | LKD | 4.62% |
| B04_05F_006 | Bedroom 1 | 2.87% |
| B04_05F_006 | Bedroom 2 | 2.78% |
| B04_05F_006 | LKD | 3.80% |
| B04_05F_007 | Bedroom 1 | 3.43% |
| B04_05F_007 | Bedroom 2 | 3.58% |
| B04_05F_007 | LKD | 4.60% |
| B04_05F_014 | Bedroom 1 | 1.88% |
| B04_05F_014 | LKD | 2.76% |

The following ADF target values should be considered when reading the above table of results: 2% for kitchens, 1.5% for living rooms and 1% for bedrooms. In LKDs, the higher target value of 2.0% should be applied. Consideration should be given to the methodology section of this report, specifically "Recommended Minimum ADF" on page 17, when reviewing these results. The circa compliance rates across the entire scheme can be found in section 8.2.2 on page 243.

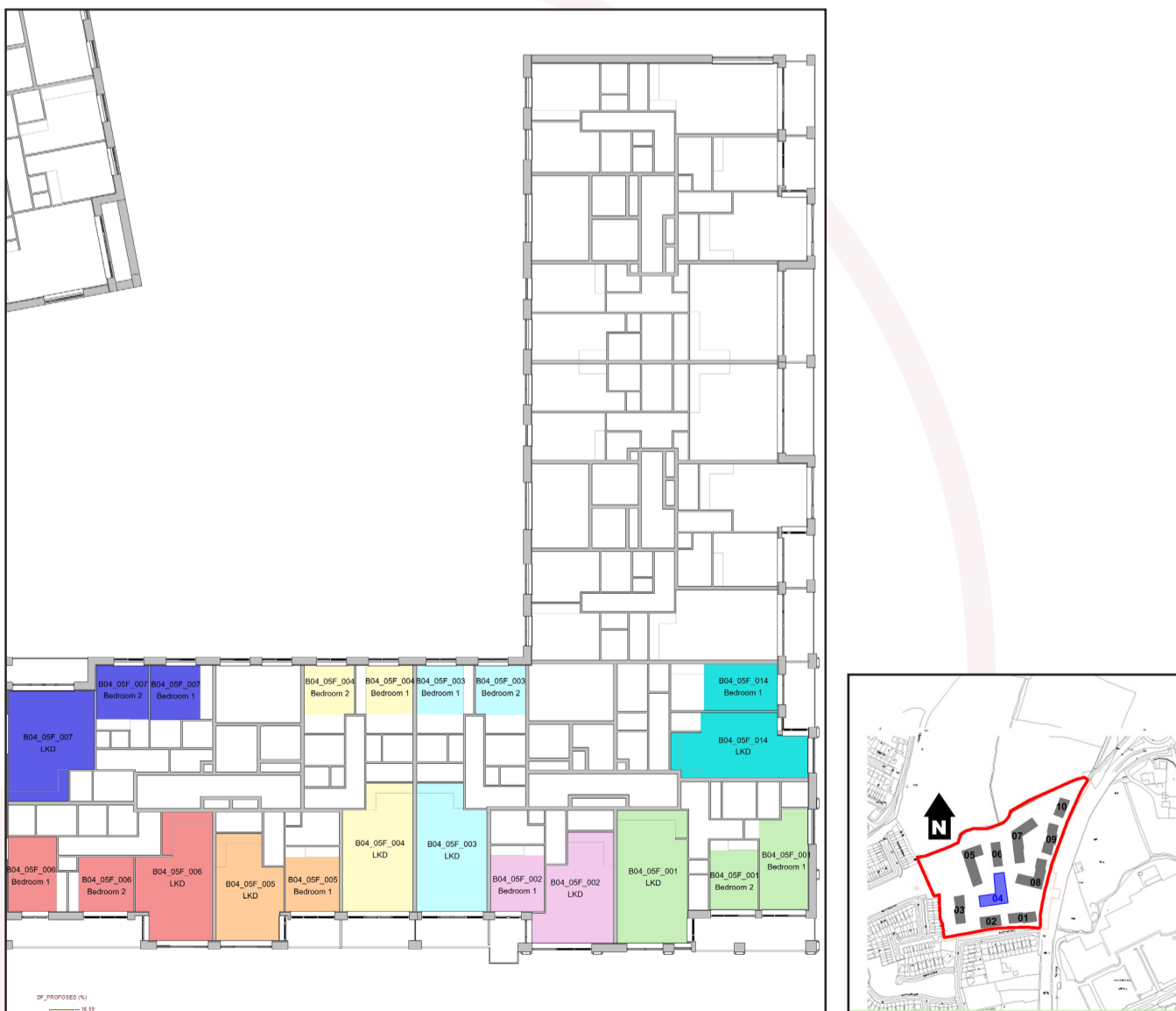


Figure 7.22: Floor plan of assessed building (L), Keyplan highlighting the assessed building (R).

7.2.22 Block 04. Fifth Floor

Table No. 7.23: ADF Results Block 04, Fifth Floor

| Unit Number | Room Description | Predicted ADF Value |
|-------------|------------------|---------------------|
| B04_05F_008 | Bedroom 1 | 3.18% |
| B04_05F_008 | Bedroom 2 | 3.64% |
| B04_05F_008 | LKD | 1.61% |
| B04_05F_009 | Bedroom 1 | 4.23% |
| B04_05F_009 | Bedroom 2 | 2.37% |
| B04_05F_009 | LKD | 2.48% |
| B04_05F_010 | Bedroom 1 | 4.31% |
| B04_05F_010 | Bedroom 2 | 2.41% |
| B04_05F_010 | LKD | 2.40% |
| B04_05F_011 | Bedroom 1 | 3.93% |
| B04_05F_011 | Bedroom 2 | 4.18% |
| B04_05F_011 | LKD | 5.07% |
| B04_05F_012 | Bedroom 1 | 2.18% |
| B04_05F_012 | LKD | 4.29% |
| B04_05F_013 | Bedroom 1 | 2.34% |
| B04_05F_013 | LKD | 4.69% |

The following ADF target values should be considered when reading the above table of results: 2% for kitchens, 1.5% for living rooms and 1% for bedrooms. In LKDs, the higher target value of 2.0% should be applied. Consideration should be given to the methodology section of this report, specifically "Recommended Minimum ADF" on page 17, when reviewing these results. The circa compliance rates across the entire scheme can be found in section 8.2.2 on page 243.



Figure 7.23: Floor plan of assessed building (L), Keyplan highlighting the assessed building (R).

7.2.23 Block 04, Sixth Floor

Table No. 7.24: ADF Results Block 04, Sixth Floor

| Unit Number | Room Description | Predicted ADF Value |
|-------------|------------------|---------------------|
| B04_06F_001 | Bedroom 1 | 4.10% |
| B04_06F_001 | Bedroom 2 | 2.13% |
| B04_06F_001 | LKD | 3.27% |
| B04_06F_002 | Bedroom 1 | 1.42% |
| B04_06F_002 | LKD | 4.84% |
| B04_06F_003 | Bedroom 1 | 3.59% |
| B04_06F_003 | Bedroom 2 | 3.12% |
| B04_06F_003 | LKD | 2.17% |
| B04_06F_004 | Bedroom 1 | 3.91% |
| B04_06F_004 | Bedroom 2 | 4.06% |
| B04_06F_004 | LKD | 1.65% |
| B04_06F_005 | Bedroom 1 | 2.31% |
| B04_06F_005 | LKD | 4.73% |
| B04_06F_006 | Bedroom 1 | 2.93% |
| B04_06F_006 | Bedroom 2 | 2.89% |
| B04_06F_006 | LKD | 3.89% |
| B04_06F_007 | Bedroom 1 | 3.53% |
| B04_06F_007 | Bedroom 2 | 3.71% |
| B04_06F_007 | LKD | 4.75% |
| B04_06F_014 | Bedroom 1 | 1.92% |
| B04_06F_014 | LKD | 2.80% |

The following ADF target values should be considered when reading the above table of results: 2% for kitchens, 1.5% for living rooms and 1% for bedrooms. In LKDs, the higher target value of 2.0% should be applied. Consideration should be given to the methodology section of this report, specifically "Recommended Minimum ADF" on page 17, when reviewing these results. The circa compliance rates across the entire scheme can be found in section 8.2.2 on page 243.



Figure 7.24: Floor plan of assessed building (L), Keyplan highlighting the assessed building (R).

7.2.24 Block 04, Sixth Floor

Table No. 7.25: ADF Results Block 04, Sixth Floor

| Unit Number | Room Description | Predicted ADF Value |
|-------------|------------------|---------------------|
| B04_06F_008 | Bedroom 1 | 3.42% |
| B04_06F_008 | Bedroom 2 | 3.96% |
| B04_06F_008 | LKD | 1.66% |
| B04_06F_009 | Bedroom 1 | 4.34% |
| B04_06F_009 | Bedroom 2 | 2.44% |
| B04_06F_009 | LKD | 2.59% |
| B04_06F_010 | Bedroom 1 | 4.44% |
| B04_06F_010 | Bedroom 2 | 2.46% |
| B04_06F_010 | LKD | 2.53% |
| B04_06F_011 | Bedroom 1 | 4.04% |
| B04_06F_011 | Bedroom 2 | 4.32% |
| B04_06F_011 | LKD | 5.69% |
| B04_06F_012 | Bedroom 1 | 2.31% |
| B04_06F_012 | LKD | 4.45% |
| B04_06F_013 | Bedroom 1 | 2.60% |
| B04_06F_013 | LKD | 4.77% |

The following ADF target values should be considered when reading the above table of results: 2% for kitchens, 1.5% for living rooms and 1% for bedrooms. In LKDs, the higher target value of 2.0% should be applied. Consideration should be given to the methodology section of this report, specifically "Recommended Minimum ADF" on page 17, when reviewing these results. The circa compliance rates across the entire scheme can be found in section 8.2.2 on page 243.



Figure 7.25: Floor plan of assessed building (L), Keyplan highlighting the assessed building (R).

7.2.25 Block 04, Seventh Floor

Table No. 7.26: ADF Results Block 04, Seventh Floor

| Unit Number | Room Description | Predicted ADF Value |
|-------------|------------------|---------------------|
| B04_07F_001 | Bedroom 1 | 4.54% |
| B04_07F_001 | Bedroom 2 | 2.20% |
| B04_07F_001 | LKD | 3.34% |
| B04_07F_002 | Bedroom 1 | 2.12% |
| B04_07F_002 | LKD | 6.57% |
| B04_07F_003 | Bedroom 1 | 3.56% |
| B04_07F_003 | LKD | 4.32% |
| B04_07F_004 | Bedroom 1 | 4.15% |
| B04_07F_004 | Bedroom 2 | 3.76% |
| B04_07F_004 | LKD | 4.28% |
| B04_07F_005 | Bedroom 1 | 5.39% |
| B04_07F_005 | LKD | 8.06% |
| B04_07F_006 | Bedroom 1 | 7.22% |
| B04_07F_006 | Bedroom 2 | 3.53% |
| B04_07F_006 | Bedroom 3 | 5.29% |
| B04_07F_006 | LKD | 5.30% |
| B04_07F_013 | Bedroom 1 | 1.63% |
| B04_07F_013 | LKD | 2.85% |

The following ADF target values should be considered when reading the above table of results: 2% for kitchens, 1.5% for living rooms and 1% for bedrooms. In LKDs, the higher target value of 2.0% should be applied. Consideration should be given to the methodology section of this report, specifically "Recommended Minimum ADF" on page 17, when reviewing these results. The circa compliance rates across the entire scheme can be found in section 8.2.2 on page 243.



Figure 7.26: Floor plan of assessed building (L), Keyplan highlighting the assessed building (R).

7.2.26 Block 04, Seventh Floor

Table No. 7.27: ADF Results Block 04, Seventh Floor

| Unit Number | Room Description | Predicted ADF Value |
|-------------|------------------|---------------------|
| B04_07F_007 | Bedroom 1 | 3.66% |
| B04_07F_007 | Bedroom 2 | 4.22% |
| B04_07F_007 | LKD | 3.19% |
| B04_07F_008 | Bedroom 1 | 2.17% |
| B04_07F_008 | Bedroom 2 | 4.49% |
| B04_07F_008 | LKD | 5.26% |
| B04_07F_009 | Bedroom 1 | 2.18% |
| B04_07F_009 | Bedroom 2 | 4.40% |
| B04_07F_009 | LKD | 5.24% |
| B04_07F_010 | Bedroom 1 | 3.79% |
| B04_07F_010 | Bedroom 2 | 3.64% |
| B04_07F_010 | LKD | 8.34% |
| B04_07F_011 | Bedroom 1 | 4.79% |
| B04_07F_011 | LKD | 5.05% |
| B04_07F_012 | Bedroom 1 | 4.94% |
| B04_07F_012 | LKD | 5.36% |

The following ADF target values should be considered when reading the above table of results: 2% for kitchens, 1.5% for living rooms and 1% for bedrooms. In LKDs, the higher target value of 2.0% should be applied. Consideration should be given to the methodology section of this report, specifically "Recommended Minimum ADF" on page 17, when reviewing these results. The circa compliance rates across the entire scheme can be found in section 8.2.2 on page 243.



Figure 7.27: Floor plan of assessed building (L), Keyplan highlighting the assessed building (R).

7.2.27 Block 04, Eighth Floor

Table No. 7.28: ADF Results Block 04, Eighth Floor

| Unit Number | Room Description | Predicted ADF Value |
|-------------|------------------|---------------------|
| B04_08F_001 | Bedroom 1 | 3.37% |
| B04_08F_001 | Bedroom 2 | 3.87% |
| B04_08F_001 | Bedroom 3 | 4.88% |
| B04_08F_001 | LKD | 5.68% |
| B04_08F_002 | Bedroom 1 | 2.78% |
| B04_08F_002 | LKD | 2.73% |

The following ADF target values should be considered when reading the above table of results: 2% for kitchens, 1.5% for living rooms and 1% for bedrooms. In LKDs, the higher target value of 2.0% should be applied. Consideration should be given to the methodology section of this report, specifically "Recommended Minimum ADF" on page 17, when reviewing these results. The circa compliance rates across the entire scheme can be found in section 8.2.2 on page 243.

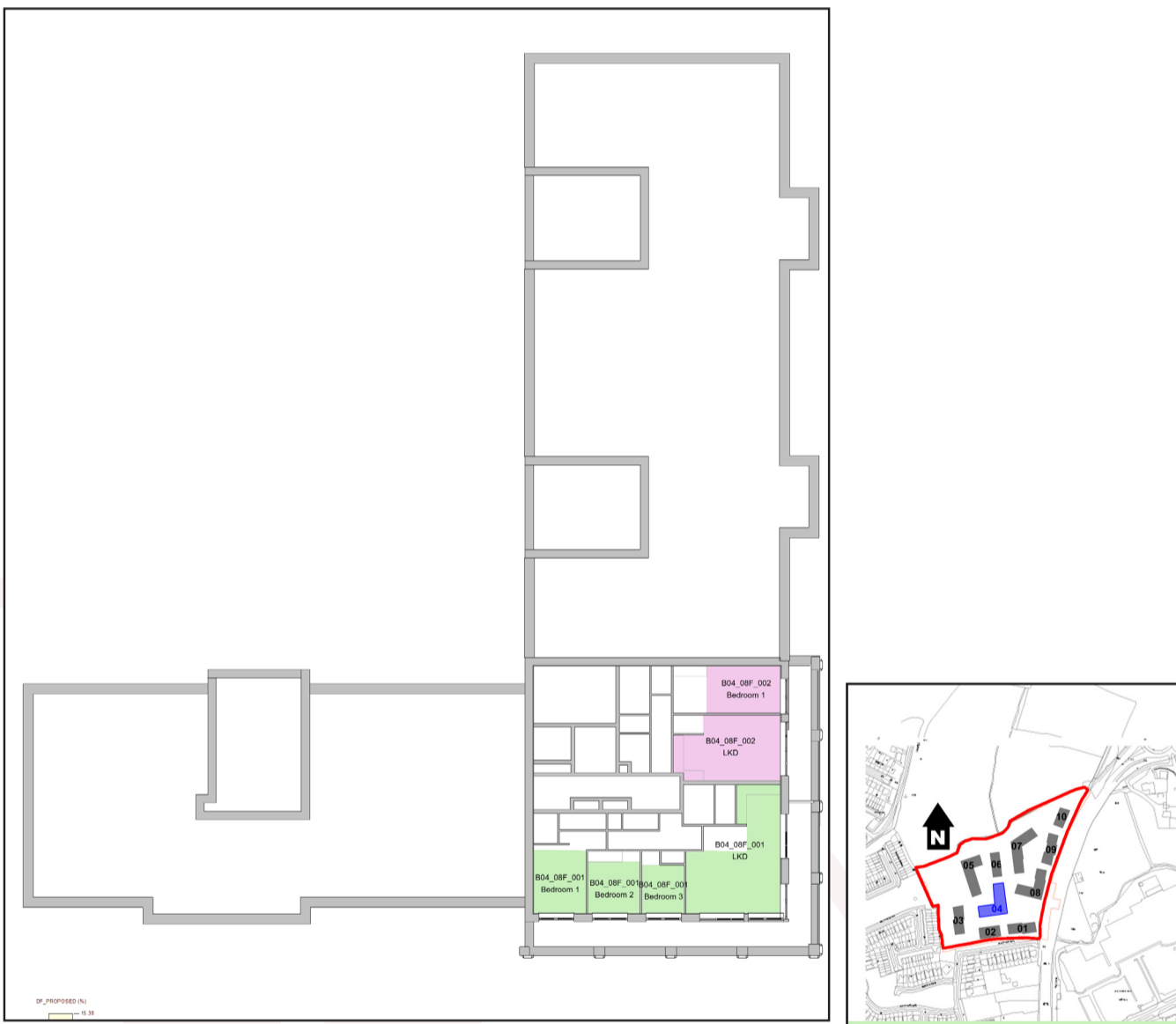


Figure 7.28: Floor plan of assessed building (L), Keyplan highlighting the assessed building (R).

7.2.28 Block 05, Ground Floor

Table No. 7.29: ADF Results Block 05, Ground Floor

| Unit Number | Room Description | Predicted ADF Value |
|-------------|------------------|---------------------|
| B05_OGF_001 | Bedroom 1 | 4.97% |
| B05_OGF_001 | Bedroom 2 | 5.33% |
| B05_OGF_001 | LKD | 5.83% |
| B05_OGF_002 | Bedroom 1 | 4.56% |
| B05_OGF_002 | LKD | 6.66% |
| B05_OGF_003 | Bedroom 1 | 4.28% |
| B05_OGF_003 | LKD | 5.28% |
| B05_OGF_004 | Bedroom 1 | 3.69% |
| B05_OGF_004 | Bedroom 2 | 4.70% |
| B05_OGF_004 | Bedroom 3 | 4.59% |
| B05_OGF_004 | LKD | 4.72% |
| B05_OGF_005 | Bedroom 1 | 4.55% |
| B05_OGF_005 | Bedroom 2 | 6.56% |
| B05_OGF_005 | LKD | 6.92% |

The following ADF target values should be considered when reading the above table of results: 2% for kitchens, 1.5% for living rooms and 1% for bedrooms. In LKDs, the higher target value of 2.0% should be applied. Consideration should be given to the methodology section of this report, specifically "Recommended Minimum ADF" on page 17, when reviewing these results. The circa compliance rates across the entire scheme can be found in section 8.2.2 on page 243.

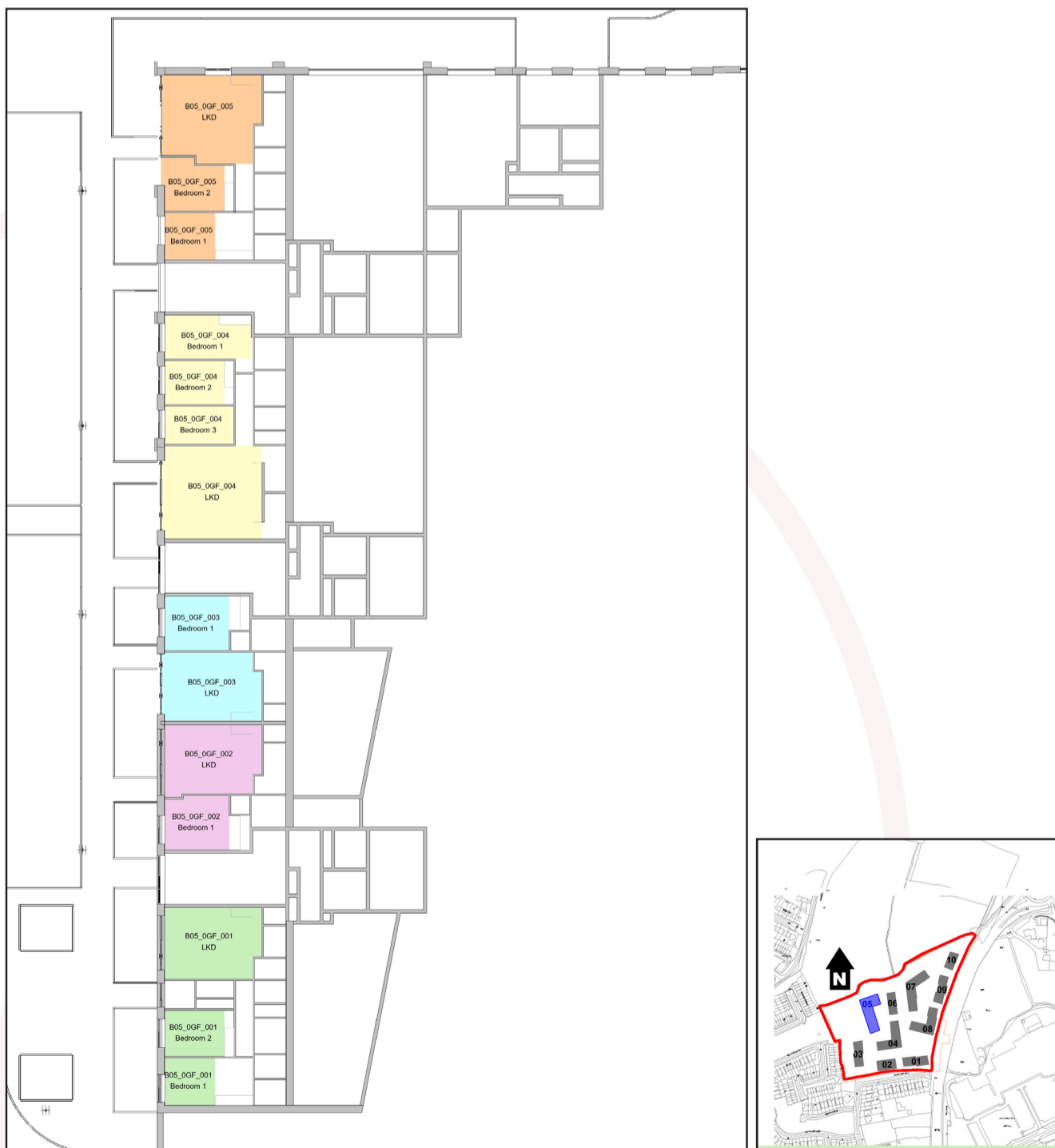


Figure 7.29: Floor plan of assessed building (L), Keyplan highlighting the assessed building (R).

7.2.29 Block 05, First Floor

Table No. 7.30: ADF Results Block 05, First Floor

| Unit Number | Room Description | Predicted ADF Value |
|-------------|------------------|---------------------|
| B05_01F_001 | Bedroom 1 | 2.27% |
| B05_01F_001 | Bedroom 2 | 2.89% |
| B05_01F_001 | LKD | 4.17% |
| B05_01F_002 | Bedroom 1 | 2.54% |
| B05_01F_002 | LKD | 5.43% |
| B05_01F_003 | Bedroom 1 | 2.52% |
| B05_01F_003 | Bedroom 2 | 2.09% |
| B05_01F_003 | LKD | 1.78% |
| B05_01F_004 | Bedroom 1 | 2.33% |
| B05_01F_004 | Bedroom 2 | 2.01% |
| B05_01F_004 | LKD | 1.70% |
| B05_01F_005 | Bedroom 1 | 2.49% |
| B05_01F_005 | LKD | 5.33% |
| B05_01F_006 | Bedroom 1 | 1.43% |
| B05_01F_006 | Bedroom 2 | 1.70% |
| B05_01F_006 | LKD | 2.63% |
| B05_01F_013 | Bedroom 1 | 2.07% |
| B05_01F_013 | Bedroom 2 | 2.05% |
| B05_01F_013 | LKD | 2.36% |

The following ADF target values should be considered when reading the above table of results: 2% for kitchens, 1.5% for living rooms and 1% for bedrooms. In LKDs, the higher target value of 2.0% should be applied. Consideration should be given to the methodology section of this report, specifically "Recommended Minimum ADF" on page 17, when reviewing these results. The circa compliance rates across the entire scheme can be found in section 8.2.2 on page 243.



Figure 7.30: Floor plan of assessed building (L), Keyplan highlighting the assessed building (R).

7.2.30 Block 05 First Floor

| Unit Number | Room Description | Predicted ADF Value |
|-------------|------------------|---------------------|
| B05_01F_007 | Bedroom 1 | 1.50% |
| B05_01F_007 | Bedroom 2 | 1.21% |
| B05_01F_007 | LKD | 1.73% |
| B05_01F_008 | Bedroom 1 | 2.54% |
| B05_01F_008 | LKD | 5.22% |
| B05_01F_009 | Bedroom 1 | 8.06% |
| B05_01F_009 | Bedroom 2 | 1.21% |
| B05_01F_009 | LKD | 3.84% |
| B05_01F_010 | Bedroom 1 | 1.05% |
| B05_01F_010 | LKD | 3.88% |
| B05_01F_011 | Bedroom 1 | 4.06% |
| B05_01F_011 | Bedroom 2 | 3.57% |
| B05_01F_011 | LKD | 1.80% |
| B05_01F_012 | Bedroom 1 | 1.73% |
| B05_01F_012 | LKD | 3.05% |

The following ADF target values should be considered when reading the above table of results: 2% for kitchens, 1.5% for living rooms and 1% for bedrooms. In LKDs, the higher target value of 2.0% should be applied. Consideration should be given to the methodology section of this report, specifically "Recommended Minimum ADF" on page 17, when reviewing these results. The circa compliance rates across the entire scheme can be found in section 8.2.2 on page 243.



Figure 7.31: Floor plan of assessed building (L), Keyplan highlighting the assessed building (R).

7.2.31 Block 05, Second Floor

Table No. 7.32: ADF Results Block 05, Second Floor

| Unit Number | Room Description | Predicted ADF Value |
|-------------|------------------|---------------------|
| B05_02F_001 | Bedroom 1 | 2.36% |
| B05_02F_001 | Bedroom 2 | 2.99% |
| B05_02F_001 | LKD | 4.26% |
| B05_02F_002 | Bedroom 1 | 2.60% |
| B05_02F_002 | LKD | 5.52% |
| B05_02F_003 | Bedroom 1 | 2.44% |
| B05_02F_003 | Bedroom 2 | 2.04% |
| B05_02F_003 | LKD | 1.82% |
| B05_02F_004 | Bedroom 1 | 2.27% |
| B05_02F_004 | Bedroom 2 | 1.98% |
| B05_02F_004 | LKD | 1.72% |
| B05_02F_005 | Bedroom 1 | 2.55% |
| B05_02F_005 | LKD | 5.41% |
| B05_02F_006 | Bedroom 1 | 1.89% |
| B05_02F_006 | Bedroom 2 | 1.66% |
| B05_02F_006 | LKD | 2.69% |
| B05_02F_013 | Bedroom 1 | 2.04% |
| B05_02F_013 | Bedroom 2 | 2.03% |
| B05_02F_013 | LKD | 2.51% |

The following ADF target values should be considered when reading the above table of results: 2% for kitchens, 1.5% for living rooms and 1% for bedrooms. In LKDs, the higher target value of 2.0% should be applied. Consideration should be given to the methodology section of this report, specifically "Recommended Minimum ADF" on page 17, when reviewing these results. The circa compliance rates across the entire scheme can be found in section 8.2.2 on page 243.



Figure 7.32: Floor plan of assessed building (L), Keyplan highlighting the assessed building (R).

7.2.32 Block 05, Second Floor

| Unit Number | Room Description | Predicted ADF Value |
|-------------|------------------|---------------------|
| B05_02F_007 | Bedroom 1 | 1.50% |
| B05_02F_007 | Bedroom 2 | 1.19% |
| B05_02F_007 | LKD | 1.78% |
| B05_02F_008 | Bedroom 1 | 2.59% |
| B05_02F_008 | LKD | 5.27% |
| B05_02F_009 | Bedroom 1 | 8.14% |
| B05_02F_009 | Bedroom 2 | 1.31% |
| B05_02F_009 | LKD | 3.89% |
| B05_02F_010 | Bedroom 1 | 1.08% |
| B05_02F_010 | LKD | 3.94% |
| B05_02F_011 | Bedroom 1 | 3.92% |
| B05_02F_011 | Bedroom 2 | 3.61% |
| B05_02F_011 | LKD | 1.92% |
| B05_02F_012 | Bedroom 1 | 1.93% |
| B05_02F_012 | LKD | 3.35% |

The following ADF target values should be considered when reading the above table of results: 2% for kitchens, 1.5% for living rooms and 1% for bedrooms. In LKDs, the higher target value of 2.0% should be applied. Consideration should be given to the methodology section of this report, specifically "Recommended Minimum ADF" on page 17, when reviewing these results. The circa compliance rates across the entire scheme can be found in section 8.2.2 on page 243.

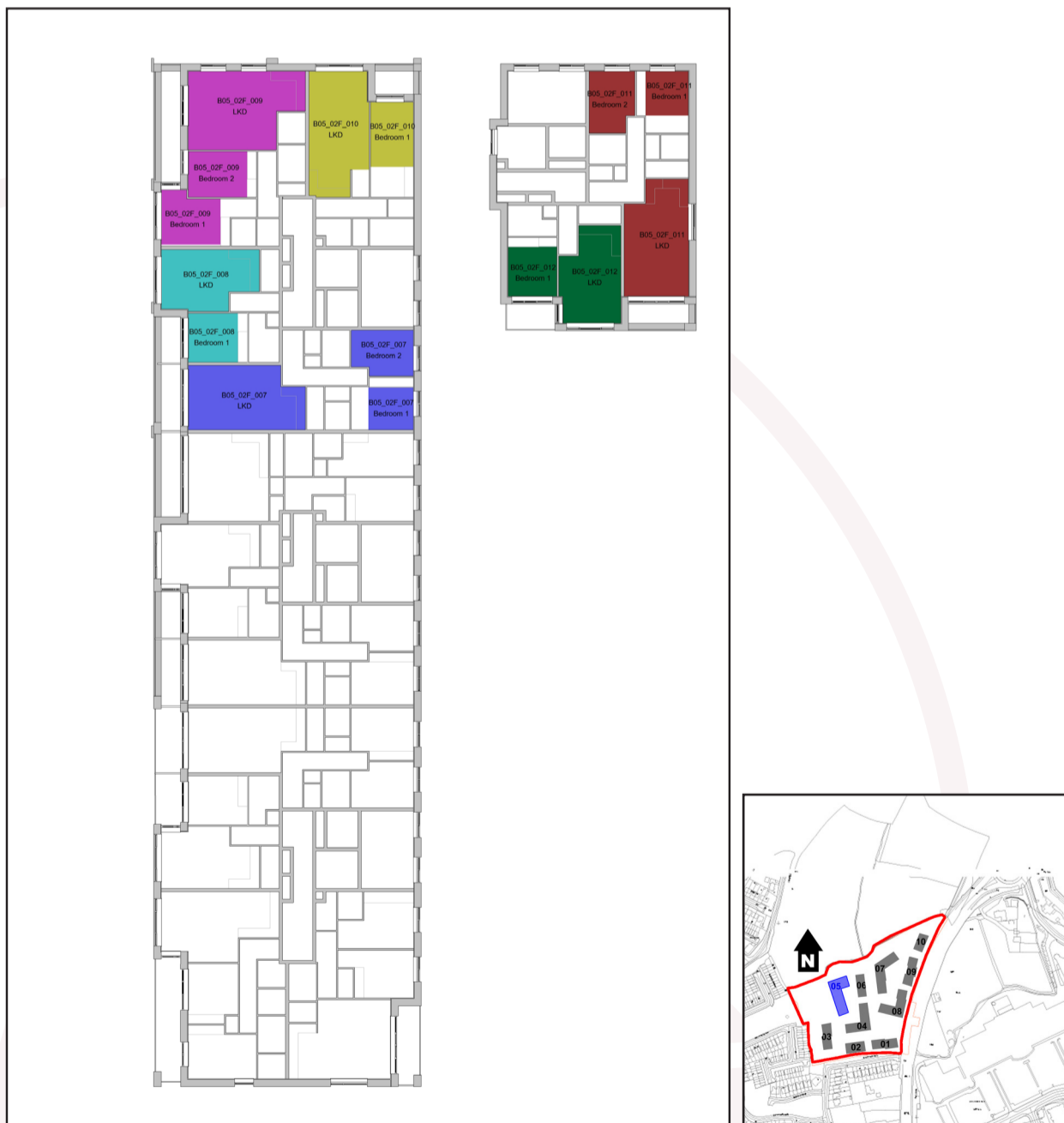


Figure 7.33: Floor plan of assessed building (L), Keyplan highlighting the assessed building (R).

7.2.33 Block 05, Third Floor

Table No. 7.34: ADF Results Block 05, Third Floor

| Unit Number | Room Description | Predicted ADF Value |
|-------------|------------------|---------------------|
| B05_03F_001 | Bedroom 1 | 2.57% |
| B05_03F_001 | Bedroom 2 | 3.06% |
| B05_03F_001 | LKD | 4.31% |
| B05_03F_002 | Bedroom 1 | 2.63% |
| B05_03F_002 | LKD | 5.58% |
| B05_03F_003 | Bedroom 1 | 3.03% |
| B05_03F_003 | Bedroom 2 | 2.49% |
| B05_03F_003 | LKD | 1.84% |
| B05_03F_004 | Bedroom 1 | 2.88% |
| B05_03F_004 | Bedroom 2 | 2.41% |
| B05_03F_004 | LKD | 1.74% |
| B05_03F_005 | Bedroom 1 | 2.56% |
| B05_03F_005 | LKD | 5.46% |
| B05_03F_006 | Bedroom 1 | 2.52% |
| B05_03F_006 | Bedroom 2 | 2.18% |
| B05_03F_006 | LKD | 2.71% |
| B05_03F_013 | Bedroom 1 | 2.54% |
| B05_03F_013 | Bedroom 2 | 2.55% |
| B05_03F_013 | LKD | 2.88% |

The following ADF target values should be considered when reading the above table of results: 2% for kitchens, 1.5% for living rooms and 1% for bedrooms. In LKDs, the higher target value of 2.0% should be applied. Consideration should be given to the methodology section of this report, specifically "Recommended Minimum ADF" on page 17, when reviewing these results. The circa compliance rates across the entire scheme can be found in section 8.2.2 on page 243.



Figure 7.34: Floor plan of assessed building (L), Keyplan highlighting the assessed building (R).

7.2.34 Block 05, Third Floor

| Unit Number | Room Description | Predicted ADF Value |
|-------------|------------------|---------------------|
| B05_03F_007 | Bedroom 1 | 2.00% |
| B05_03F_007 | Bedroom 2 | 1.58% |
| B05_03F_007 | LKD | 1.80% |
| B05_03F_008 | Bedroom 1 | 2.61% |
| B05_03F_008 | LKD | 5.32% |
| B05_03F_009 | Bedroom 1 | 8.18% |
| B05_03F_009 | Bedroom 2 | 1.32% |
| B05_03F_009 | LKD | 3.93% |
| B05_03F_010 | Bedroom 1 | 1.06% |
| B05_03F_010 | LKD | 4.96% |
| B05_03F_011 | Bedroom 1 | 4.12% |
| B05_03F_011 | Bedroom 2 | 3.64% |
| B05_03F_011 | LKD | 2.05% |
| B05_03F_012 | Bedroom 1 | 1.46% |
| B05_03F_012 | LKD | 3.58% |

The following ADF target values should be considered when reading the above table of results: 2% for kitchens, 1.5% for living rooms and 1% for bedrooms. In LKDs, the higher target value of 2.0% should be applied. Consideration should be given to the methodology section of this report, specifically "Recommended Minimum ADF" on page 17, when reviewing these results. The circa compliance rates across the entire scheme can be found in section 8.2.2 on page 243.

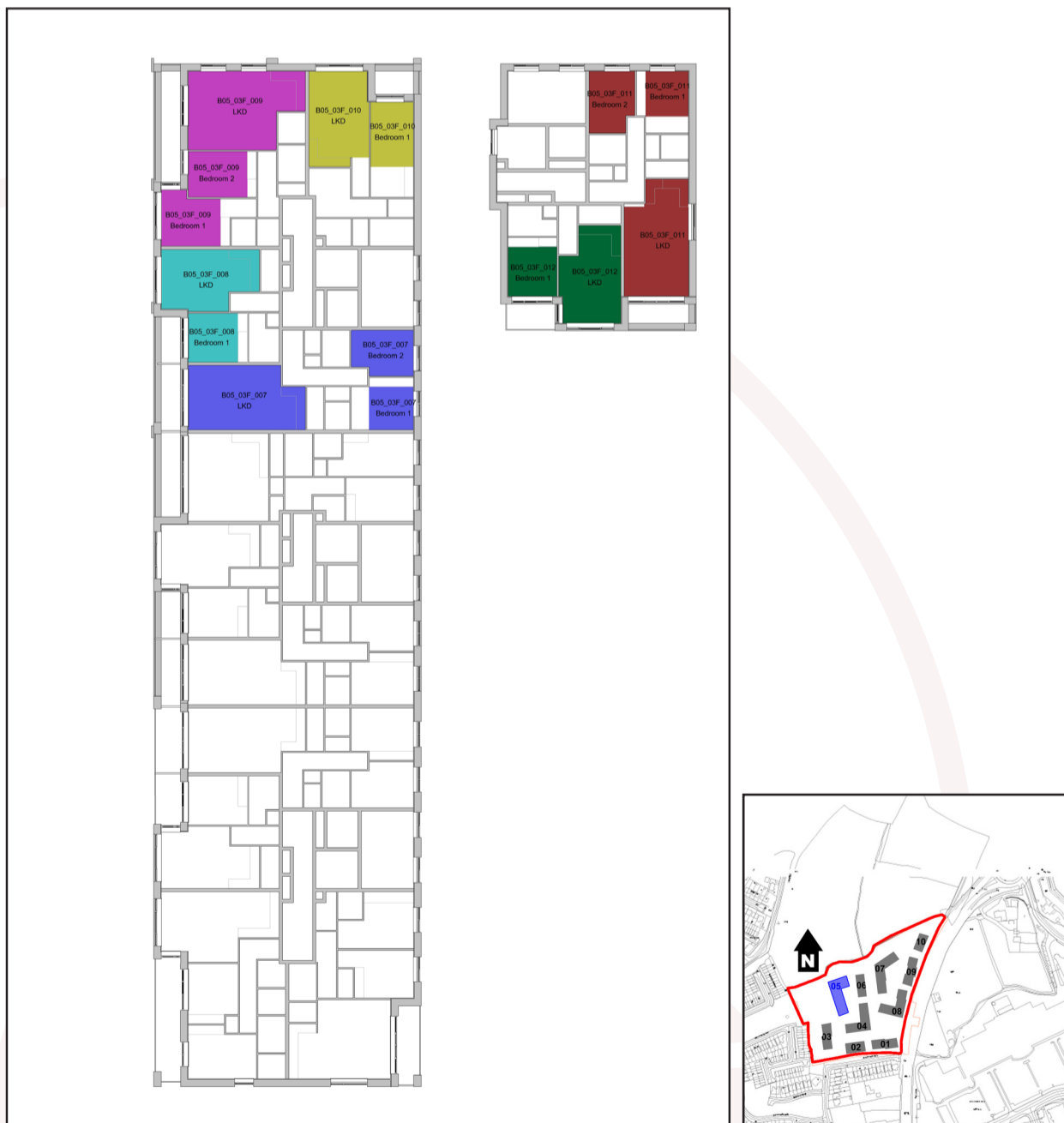


Figure 7.35: Floor plan of assessed building (L), Keyplan highlighting the assessed building (R).

7.2.35 Block 05, Fourth Floor

Table No. 7.36: ADF Results Block 05, Fourth Floor

| Unit Number | Room Description | Predicted ADF Value |
|-------------|------------------|---------------------|
| B05_04F_001 | Bedroom 1 | 2.71% |
| B05_04F_001 | Bedroom 2 | 3.12% |
| B05_04F_001 | LKD | 4.35% |
| B05_04F_002 | Bedroom 1 | 2.64% |
| B05_04F_002 | LKD | 5.62% |
| B05_04F_003 | Bedroom 1 | 3.24% |
| B05_04F_003 | Bedroom 2 | 2.66% |
| B05_04F_003 | LKD | 1.86% |
| B05_04F_004 | Bedroom 1 | 3.10% |
| B05_04F_004 | Bedroom 2 | 2.54% |
| B05_04F_004 | LKD | 1.75% |
| B05_04F_005 | Bedroom 1 | 2.57% |
| B05_04F_005 | LKD | 5.50% |
| B05_04F_006 | Bedroom 1 | 2.60% |
| B05_04F_006 | Bedroom 2 | 2.28% |
| B05_04F_006 | LKD | 2.72% |
| B05_04F_014 | Bedroom 1 | 2.75% |
| B05_04F_014 | Bedroom 2 | 2.78% |
| B05_04F_014 | LKD | 3.19% |

The following ADF target values should be considered when reading the above table of results: 2% for kitchens, 1.5% for living rooms and 1% for bedrooms. In LKDs, the higher target value of 2.0% should be applied. Consideration should be given to the methodology section of this report, specifically "Recommended Minimum ADF" on page 17, when reviewing these results. The circa compliance rates across the entire scheme can be found in section 8.2.2 on page 243.



Figure 7.36: Floor plan of assessed building (L), Keyplan highlighting the assessed building (R).

7.2.36 Block 05, Fourth Floor

Table No. 7.37: ADF Results Block 05, Fourth Floor

| Unit Number | Room Description | Predicted ADF Value |
|-------------|------------------|---------------------|
| B05_04F_007 | Bedroom 1 | 2.07% |
| B05_04F_007 | Bedroom 2 | 1.61% |
| B05_04F_007 | LKD | 1.81% |
| B05_04F_008 | Bedroom 1 | 2.62% |
| B05_04F_008 | LKD | 5.35% |
| B05_04F_009 | Bedroom 1 | 8.21% |
| B05_04F_009 | Bedroom 2 | 1.32% |
| B05_04F_009 | LKD | 3.95% |
| B05_04F_010 | Bedroom 1 | 1.04% |
| B05_04F_010 | LKD | 4.02% |
| B05_04F_011 | Bedroom 1 | 4.23% |
| B05_04F_011 | Bedroom 2 | 3.72% |
| B05_04F_011 | LKD | 1.90% |
| B05_04F_012 | Bedroom 1 | 4.14% |
| B05_04F_012 | Bedroom 2 | 3.67% |
| B05_04F_012 | LKD | 2.23% |
| B05_04F_013 | Bedroom 1 | 2.33% |
| B05_04F_013 | LKD | 3.89% |

The following ADF target values should be considered when reading the above table of results: 2% for kitchens, 1.5% for living rooms and 1% for bedrooms. In LKDs, the higher target value of 2.0% should be applied. Consideration should be given to the methodology section of this report, specifically "Recommended Minimum ADF" on page 17, when reviewing these results. The circa compliance rates across the entire scheme can be found in section 8.2.2 on page 243.

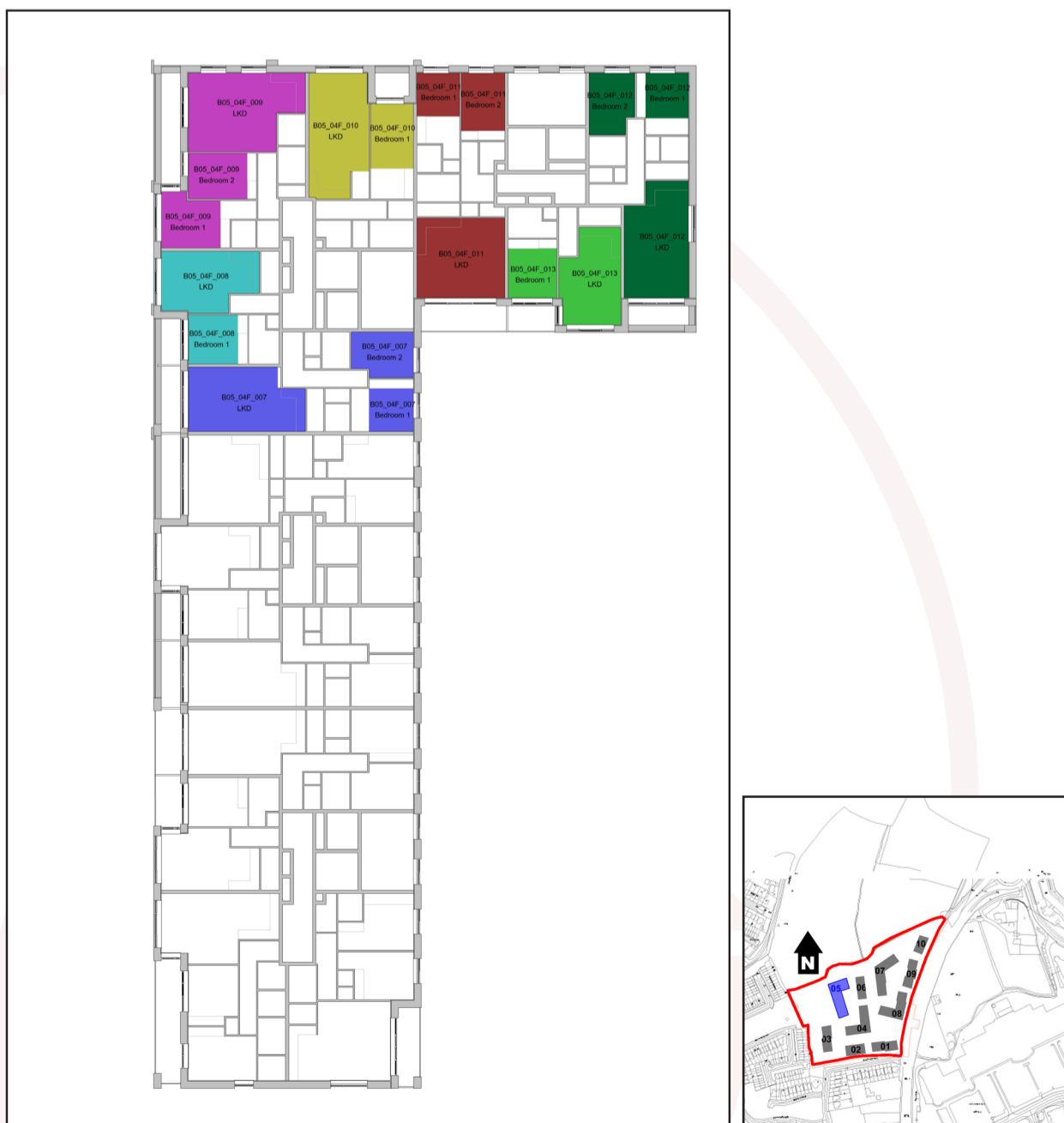


Figure 7.37: Floor plan of assessed building (L), Keyplan highlighting the assessed building (R).

7.2.37 Block 05, Fifth Floor

Table No. 7.38: ADF Results Block 05, Fifth Floor

| Unit Number | Room Description | Predicted ADF Value |
|-------------|------------------|---------------------|
| B05_05F_001 | Bedroom 1 | 2.84% |
| B05_05F_001 | Bedroom 2 | 3.18% |
| B05_05F_001 | LKD | 4.37% |
| B05_05F_002 | Bedroom 1 | 2.64% |
| B05_05F_002 | LKD | 5.62% |
| B05_05F_003 | Bedroom 1 | 3.44% |
| B05_05F_003 | Bedroom 2 | 2.82% |
| B05_05F_003 | LKD | 1.86% |
| B05_05F_004 | Bedroom 1 | 3.32% |
| B05_05F_004 | Bedroom 2 | 2.69% |
| B05_05F_004 | LKD | 1.75% |
| B05_05F_005 | Bedroom 1 | 2.59% |
| B05_05F_005 | LKD | 5.51% |
| B05_05F_006 | Bedroom 1 | 2.88% |
| B05_05F_006 | Bedroom 2 | 2.48% |
| B05_05F_006 | LKD | 2.71% |
| B05_05F_014 | Bedroom 1 | 2.93% |
| B05_05F_014 | Bedroom 2 | 2.98% |
| B05_05F_014 | LKD | 3.59% |

The following ADF target values should be considered when reading the above table of results: 2% for kitchens, 1.5% for living rooms and 1% for bedrooms. In LKDs, the higher target value of 2.0% should be applied. Consideration should be given to the methodology section of this report, specifically "Recommended Minimum ADF" on page 17, when reviewing these results. The circa compliance rates across the entire scheme can be found in section 8.2.2 on page 243.



Figure 7.38: Floor plan of assessed building (L), Keyplan highlighting the assessed building (R).

7.2.38 Block 05, Fifth Floor

Table No. 7.39: ADF Results Block 05, Fourth Floor

| Unit Number | Room Description | Predicted ADF Value |
|-------------|------------------|---------------------|
| B05_05F_007 | Bedroom 1 | 2.35% |
| B05_05F_007 | Bedroom 2 | 1.87% |
| B05_05F_007 | LKD | 1.79% |
| B05_05F_008 | Bedroom 1 | 2.62% |
| B05_05F_008 | LKD | 5.36% |
| B05_05F_009 | Bedroom 1 | 8.22% |
| B05_05F_009 | Bedroom 2 | 1.32% |
| B05_05F_009 | LKD | 3.97% |
| B05_05F_010 | Bedroom 1 | 1.06% |
| B05_05F_010 | LKD | 4.05% |
| B05_05F_011 | Bedroom 1 | 4.25% |
| B05_05F_011 | Bedroom 2 | 3.73% |
| B05_05F_011 | LKD | 2.08% |
| B05_05F_012 | Bedroom 1 | 4.17% |
| B05_05F_012 | Bedroom 2 | 3.69% |
| B05_05F_012 | LKD | 2.50% |
| B05_05F_013 | Bedroom 1 | 2.57% |
| B05_05F_013 | LKD | 4.18% |

The following ADF target values should be considered when reading the above table of results: 2% for kitchens, 1.5% for living rooms and 1% for bedrooms. In LKDs, the higher target value of 2.0% should be applied. Consideration should be given to the methodology section of this report, specifically "Recommended Minimum ADF" on page 17, when reviewing these results. The circa compliance rates across the entire scheme can be found in section 8.2.2 on page 243.

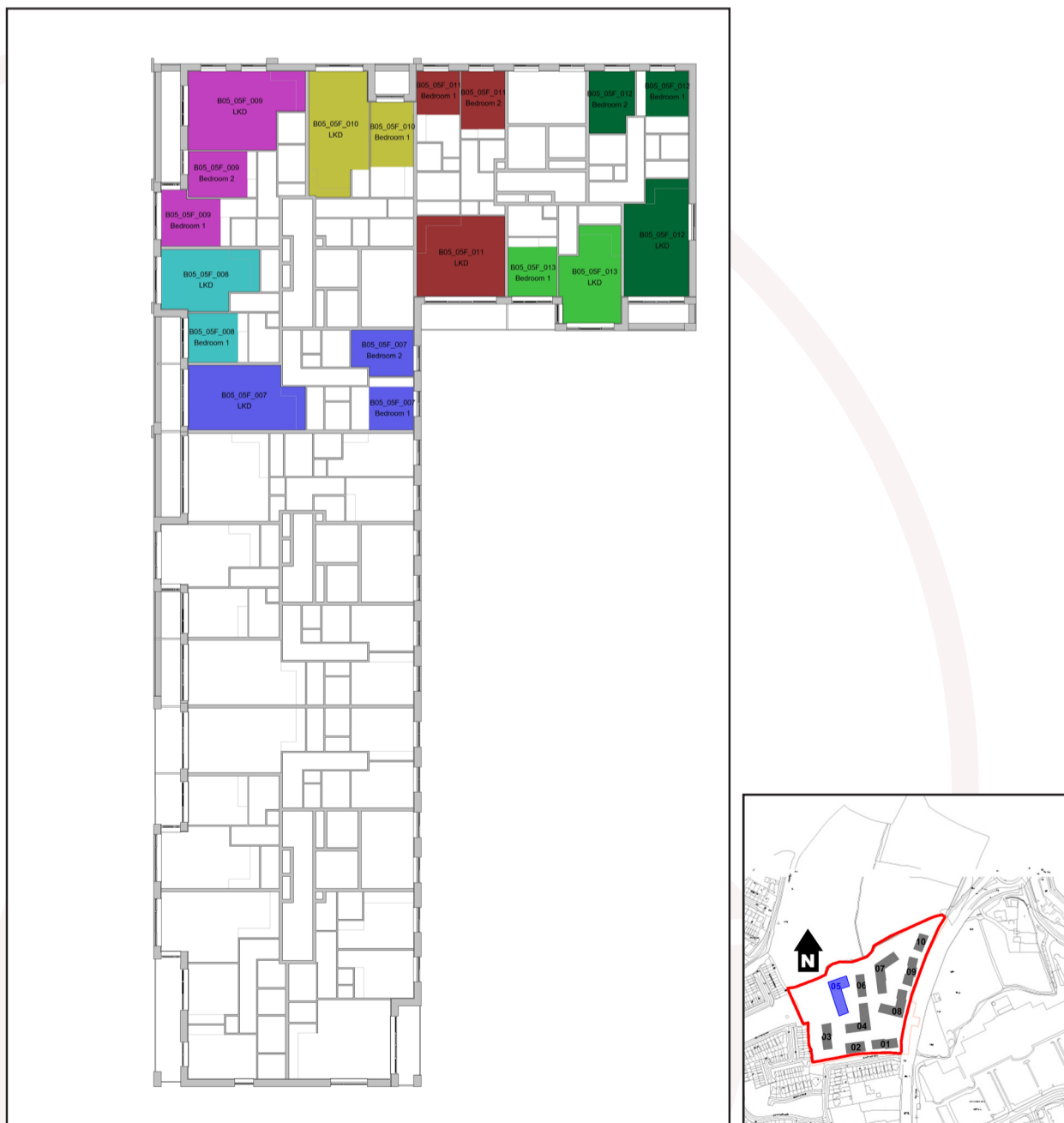


Figure 7.39: Floor plan of assessed building (L), Keyplan highlighting the assessed building (R).

7.2.39 Block 05, Sixth Floor

| Unit Number | Room Description | Predicted ADF Value |
|-------------|------------------|---------------------|
| B05_06F_001 | Bedroom 1 | 5.33% |
| B05_06F_001 | Bedroom 2 | 2.84% |
| B05_06F_001 | Bedroom 3 | 4.50% |
| B05_06F_001 | LKD | 4.52% |
| B05_06F_002 | Bedroom 1 | 8.51% |
| B05_06F_002 | LKD | 5.68% |
| B05_06F_003 | Bedroom 1 | 3.66% |
| B05_06F_003 | Bedroom 2 | 3.15% |
| B05_06F_003 | LKD | 4.19% |
| B05_06F_004 | Bedroom 1 | 3.60% |
| B05_06F_004 | Bedroom 2 | 3.15% |
| B05_06F_004 | LKD | 4.49% |
| B05_06F_005 | Bedroom 1 | 4.52% |
| B05_06F_005 | Bedroom 2 | 2.80% |
| B05_06F_005 | LKD | 4.53% |

The following ADF target values should be considered when reading the above table of results: 2% for kitchens, 1.5% for living rooms and 1% for bedrooms. In LKDs, the higher target value of 2.0% should be applied. Consideration should be given to the methodology section of this report, specifically "Recommended Minimum ADF" on page 17, when reviewing these results. The circa compliance rates across the entire scheme can be found in section 8.2.2 on page 243.



Figure 7.40: Floor plan of assessed building (L), Keyplan highlighting the assessed building (R).

7.2.40 Block 05, Sixth Floor

Table No. 7.41: ADF Results Block 05, Sixth Floor

| Unit Number | Room Description | Predicted ADF Value |
|-------------|------------------|---------------------|
| B05_06F_006 | Bedroom 1 | 3.03% |
| B05_06F_006 | Bedroom 2 | 2.32% |
| B05_06F_006 | LKD | 1.83% |
| B05_06F_007 | Bedroom 1 | 2.64% |
| B05_06F_007 | LKD | 5.37% |
| B05_06F_008 | Bedroom 1 | 8.25% |
| B05_06F_008 | Bedroom 2 | 1.33% |
| B05_06F_008 | LKD | 3.99% |
| B05_06F_009 | Bedroom 1 | 1.11% |
| B05_06F_009 | LKD | 4.07% |
| B05_06F_010 | Bedroom 1 | 3.75% |
| B05_06F_010 | Bedroom 2 | 4.27% |
| B05_06F_010 | LKD | 1.95% |
| B05_06F_011 | Bedroom 1 | 4.17% |
| B05_06F_011 | Bedroom 2 | 3.70% |
| B05_06F_011 | LKD | 2.86% |
| B05_06F_012 | Bedroom 1 | 2.39% |
| B05_06F_012 | LKD | 4.42% |

The following ADF target values should be considered when reading the above table of results: 2% for kitchens, 1.5% for living rooms and 1% for bedrooms. In LKDs, the higher target value of 2.0% should be applied. Consideration should be given to the methodology section of this report, specifically "Recommended Minimum ADF" on page 17, when reviewing these results. The circa compliance rates across the entire scheme can be found in section 8.2.2 on page 243.

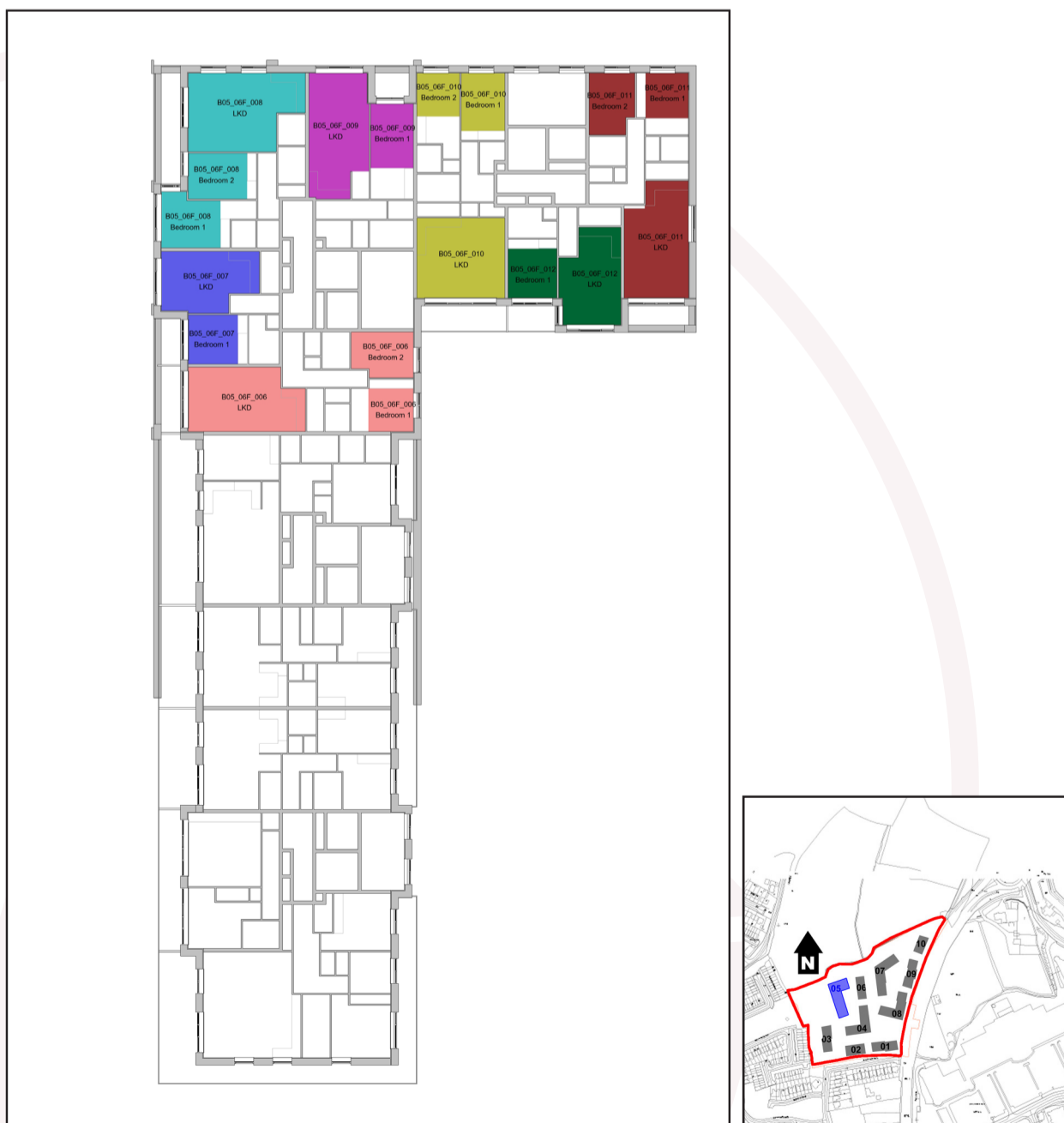


Figure 7.41: Floor plan of assessed building (L), Keyplan highlighting the assessed building (R).

7.2.41 Block 05, Seventh Floor

Table No. 7.42: ADF Results Block 05, Seventh Floor

| Unit Number | Room Description | Predicted ADF Value |
|-------------|------------------|---------------------|
| B05_07F_001 | Bedroom 1 | 3.41% |
| B05_07F_001 | Bedroom 2 | 2.76% |
| B05_07F_001 | LKD | 3.28% |
| B05_07F_002 | Bedroom 1 | 4.82% |
| B05_07F_002 | LKD | 5.79% |
| B05_07F_003 | Bedroom 1 | 8.75% |
| B05_07F_003 | Bedroom 2 | 2.33% |
| B05_07F_003 | LKD | 5.00% |
| B05_07F_004 | Bedroom 1 | 2.58% |
| B05_07F_004 | LKD | 3.89% |
| B05_07F_005 | Bedroom 1 | 4.27% |
| B05_07F_005 | Bedroom 2 | 3.77% |
| B05_07F_005 | LKD | 4.53% |
| B05_07F_006 | Bedroom 1 | 4.19% |
| B05_07F_006 | Bedroom 2 | 3.71% |
| B05_07F_006 | LKD | 5.03% |
| B05_07F_007 | Bedroom 1 | 5.73% |
| B05_07F_007 | LKD | 5.31% |

The following ADF target values should be considered when reading the above table of results: 2% for kitchens, 1.5% for living rooms and 1% for bedrooms. In LKDs, the higher target value of 2.0% should be applied. Consideration should be given to the methodology section of this report, specifically "Recommended Minimum ADF" on page 17, when reviewing these results. The circa compliance rates across the entire scheme can be found in section 8.2.2 on page 243.

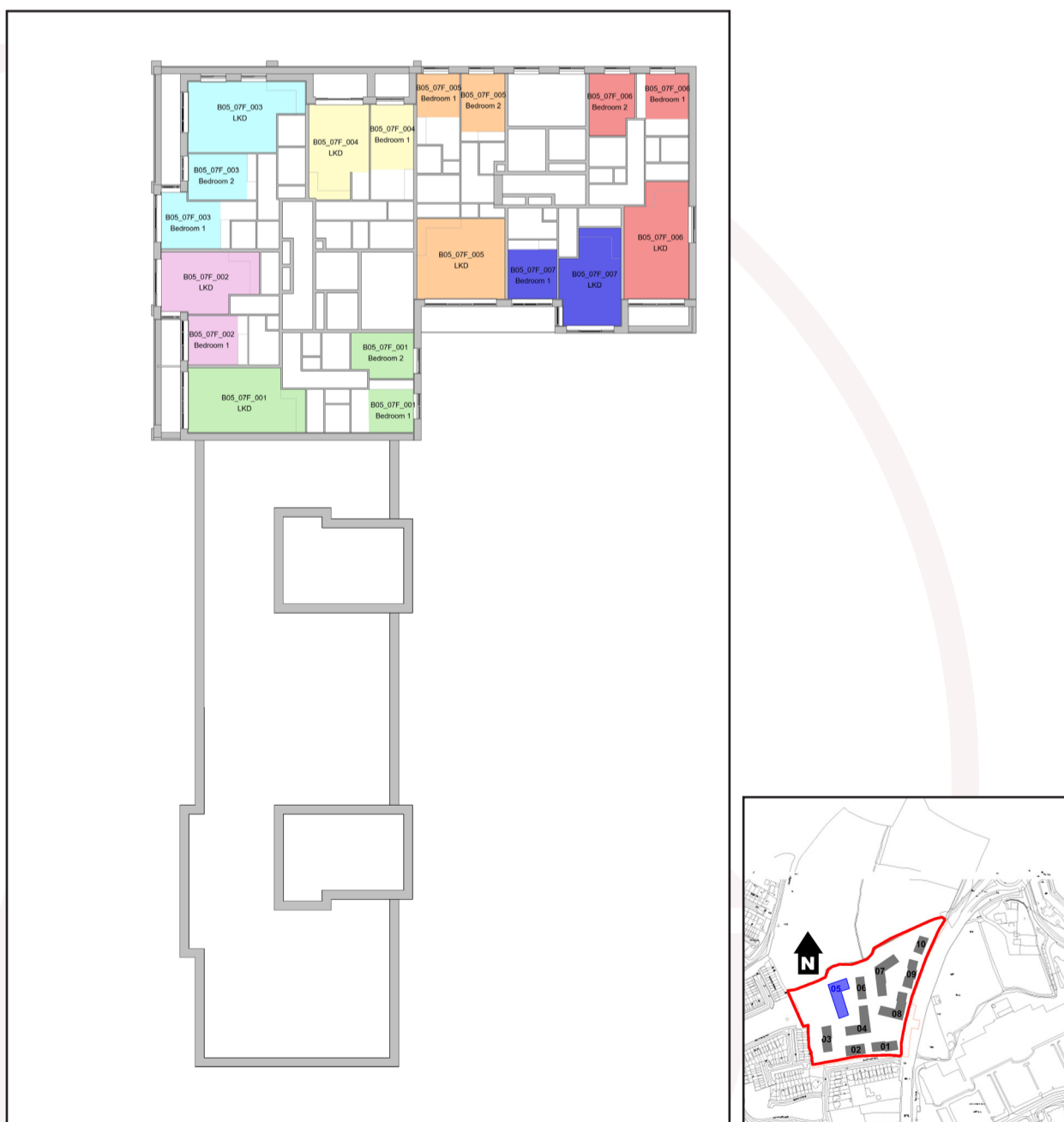


Figure 7.42: Floor plan of assessed building (L), Keyplan highlighting the assessed building (R).

7.2.42 Ground Floor, Block 06

Table No. 7.43: ADF Results Ground Floor, Block 06

| Unit Number | Room Description | Predicted ADF Value |
|-------------|------------------|---------------------|
| B06_OGF_001 | Bedroom 1 | 1.22% |
| B06_OGF_001 | Bedroom 2 | 1.17% |
| B06_OGF_001 | LKD | 3.73% |
| B06_OGF_002 | Bedroom 1 | 1.47% |
| B06_OGF_002 | Bedroom 2 | 1.43% |
| B06_OGF_002 | LKD | 2.01% |

The following ADF target values should be considered when reading the above table of results: 2% for kitchens, 1.5% for living rooms and 1% for bedrooms. In LKDs, the higher target value of 2.0% should be applied. Consideration should be given to the methodology section of this report, specifically "Recommended Minimum ADF" on page 17, when reviewing these results. The circa compliance rates across the entire scheme can be found in section 8.2.2 on page 243.

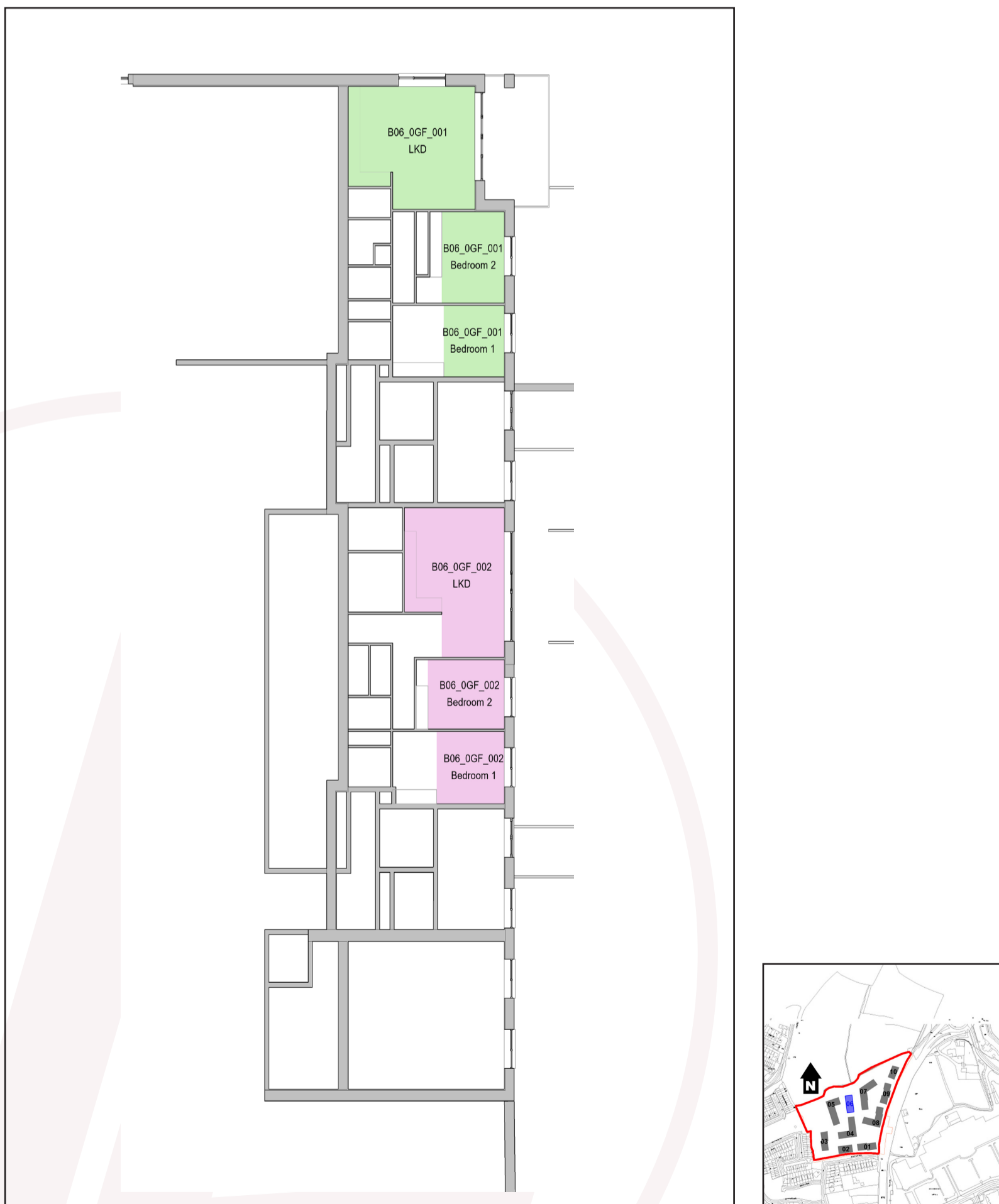


Figure 7.43: Floor plan of assessed building (L), Keyplan highlighting the assessed building (R).

7.2.43 First Floor, Block 06

Table No. 7.44: ADF Results First Floor, Block 06

| Unit Number | Room Description | Predicted ADF Value |
|-------------|------------------|---------------------|
| B06_01F_001 | Bedroom 1 | 2.35% |
| B06_01F_001 | Bedroom 2 | 3.61% |
| B06_01F_001 | Bedroom 3 | 1.06% |
| B06_01F_001 | LKD | 2.02% |
| B06_01F_002 | Bedroom 1 | 2.48% |
| B06_01F_002 | Bedroom 2 | 2.07% |
| B06_01F_002 | LKD | 1.07% |
| B06_01F_003 | Bedroom 1 | 1.82% |
| B06_01F_003 | Bedroom 2 | 2.85% |
| B06_01F_003 | Bedroom 3 | 0.95% |
| B06_01F_003 | LKD | 0.67% |
| B06_01F_004 | Bedroom 1 | 1.56% |
| B06_01F_004 | Bedroom 2 | 1.81% |
| B06_01F_004 | LKD | 2.65% |
| B06_01F_005 | Bedroom 1 | 1.89% |
| B06_01F_005 | Bedroom 2 | 2.04% |
| B06_01F_005 | LKD | 3.85% |

The following ADF target values should be considered when reading the above table of results: 2% for kitchens, 1.5% for living rooms and 1% for bedrooms. In LKDs, the higher target value of 2.0% should be applied. Consideration should be given to the methodology section of this report, specifically "Recommended Minimum ADF" on page 17, when reviewing these results. The circa compliance rates across the entire scheme can be found in section 8.2.2 on page 243.



Figure 7.44: Floor plan of assessed building (L), Keyplan highlighting the assessed building (R).

7.2.44 Second Floor, Block 06

Table No. 7.45: ADF Results Second Floor, Block 06

| Unit Number | Room Description | Predicted ADF Value |
|-------------|------------------|---------------------|
| B06_02F_001 | Bedroom 1 | 3.29% |
| B06_02F_001 | Bedroom 2 | 2.72% |
| B06_02F_001 | LKD | 2.42% |
| B06_02F_002 | Bedroom 1 | 1.37% |
| B06_02F_002 | LKD | 3.20% |
| B06_02F_003 | Bedroom 1 | 2.88% |
| B06_02F_003 | Bedroom 2 | 2.37% |
| B06_02F_003 | LKD | 1.28% |
| B06_02F_004 | Bedroom 1 | 2.92% |
| B06_02F_004 | Bedroom 2 | 2.40% |
| B06_02F_004 | LKD | 0.80% |
| B06_02F_005 | Bedroom 1 | 1.15% |
| B06_02F_005 | LKD | 2.74% |
| B06_02F_006 | Bedroom 1 | 1.82% |
| B06_02F_006 | Bedroom 2 | 2.15% |
| B06_02F_006 | LKD | 2.83% |
| B06_02F_007 | Bedroom 1 | 2.28% |
| B06_02F_007 | Bedroom 2 | 2.45% |
| B06_02F_007 | LKD | 3.99% |

The following ADF target values should be considered when reading the above table of results: 2% for kitchens, 1.5% for living rooms and 1% for bedrooms. In LKDs, the higher target value of 2.0% should be applied. Consideration should be given to the methodology section of this report, specifically "Recommended Minimum ADF" on page 17, when reviewing these results. The circa compliance rates across the entire scheme can be found in section 8.2.2 on page 243.

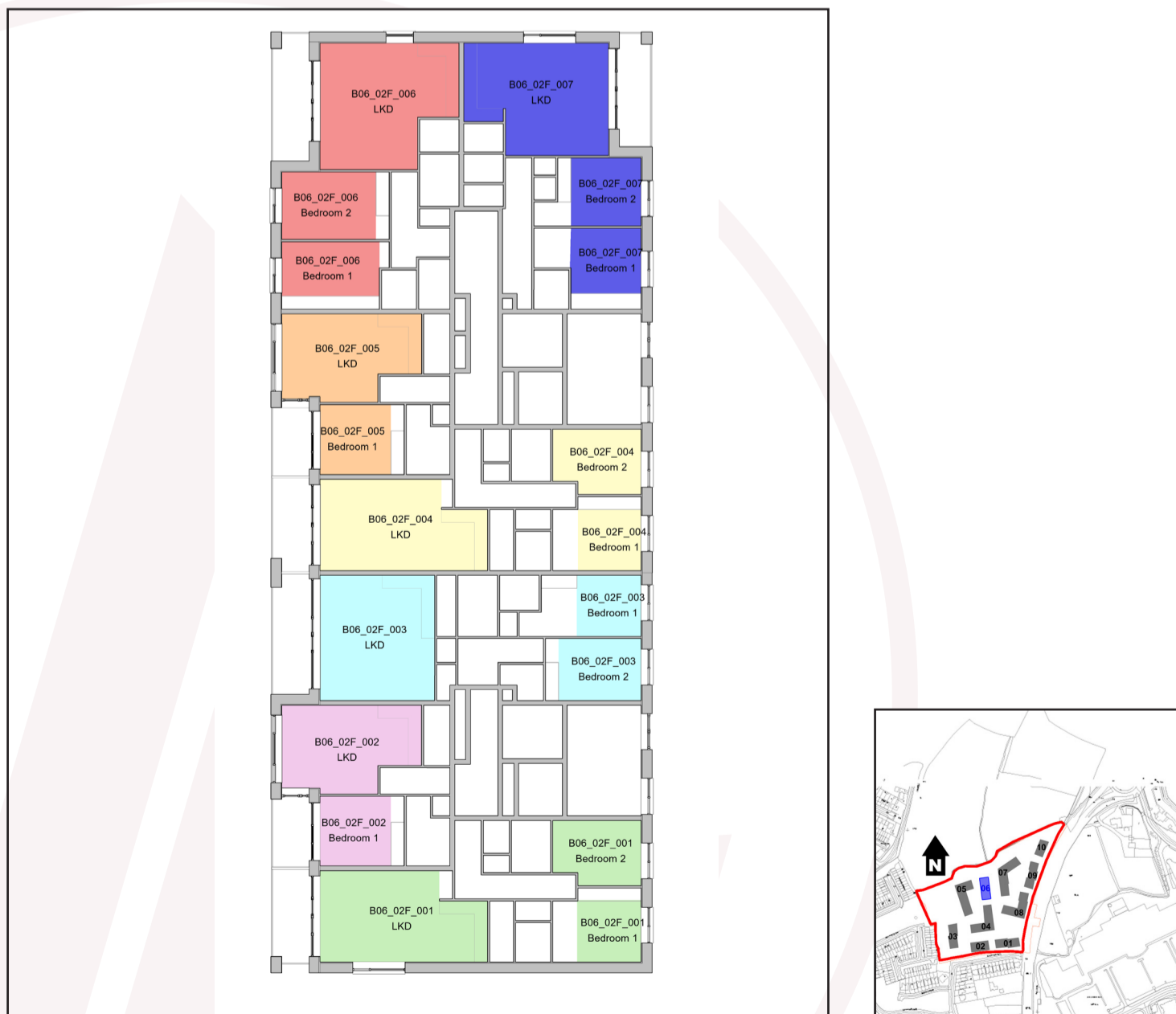


Figure 7.45: Floor plan of assessed building (L), Keyplan highlighting the assessed building (R).

7.2.45 Third Floor, Block 06

Table No. 7.46: ADF Results Third Floor, Block 06

| Unit Number | Room Description | Predicted ADF Value |
|-------------|------------------|---------------------|
| B06_03F_001 | Bedroom 1 | 3.65% |
| B06_03F_001 | Bedroom 2 | 2.99% |
| B06_03F_001 | LKD | 2.61% |
| B06_03F_002 | Bedroom 1 | 1.62% |
| B06_03F_002 | LKD | 3.54% |
| B06_03F_003 | Bedroom 1 | 3.35% |
| B06_03F_003 | Bedroom 2 | 2.72% |
| B06_03F_003 | LKD | 1.41% |
| B06_03F_004 | Bedroom 1 | 3.39% |
| B06_03F_004 | Bedroom 2 | 2.73% |
| B06_03F_004 | LKD | 0.85% |
| B06_03F_005 | Bedroom 1 | 1.27% |
| B06_03F_005 | LKD | 2.96% |
| B06_03F_006 | Bedroom 1 | 2.01% |
| B06_03F_006 | Bedroom 2 | 2.33% |
| B06_03F_006 | LKD | 2.87% |
| B06_03F_007 | Bedroom 1 | 2.62% |
| B06_03F_007 | Bedroom 2 | 2.81% |
| B06_03F_007 | LKD | 4.09% |

The following ADF target values should be considered when reading the above table of results: 2% for kitchens, 1.5% for living rooms and 1% for bedrooms. In LKDs, the higher target value of 2.0% should be applied. Consideration should be given to the methodology section of this report, specifically "Recommended Minimum ADF" on page 17, when reviewing these results. The circa compliance rates across the entire scheme can be found in section 8.2.2 on page 243.

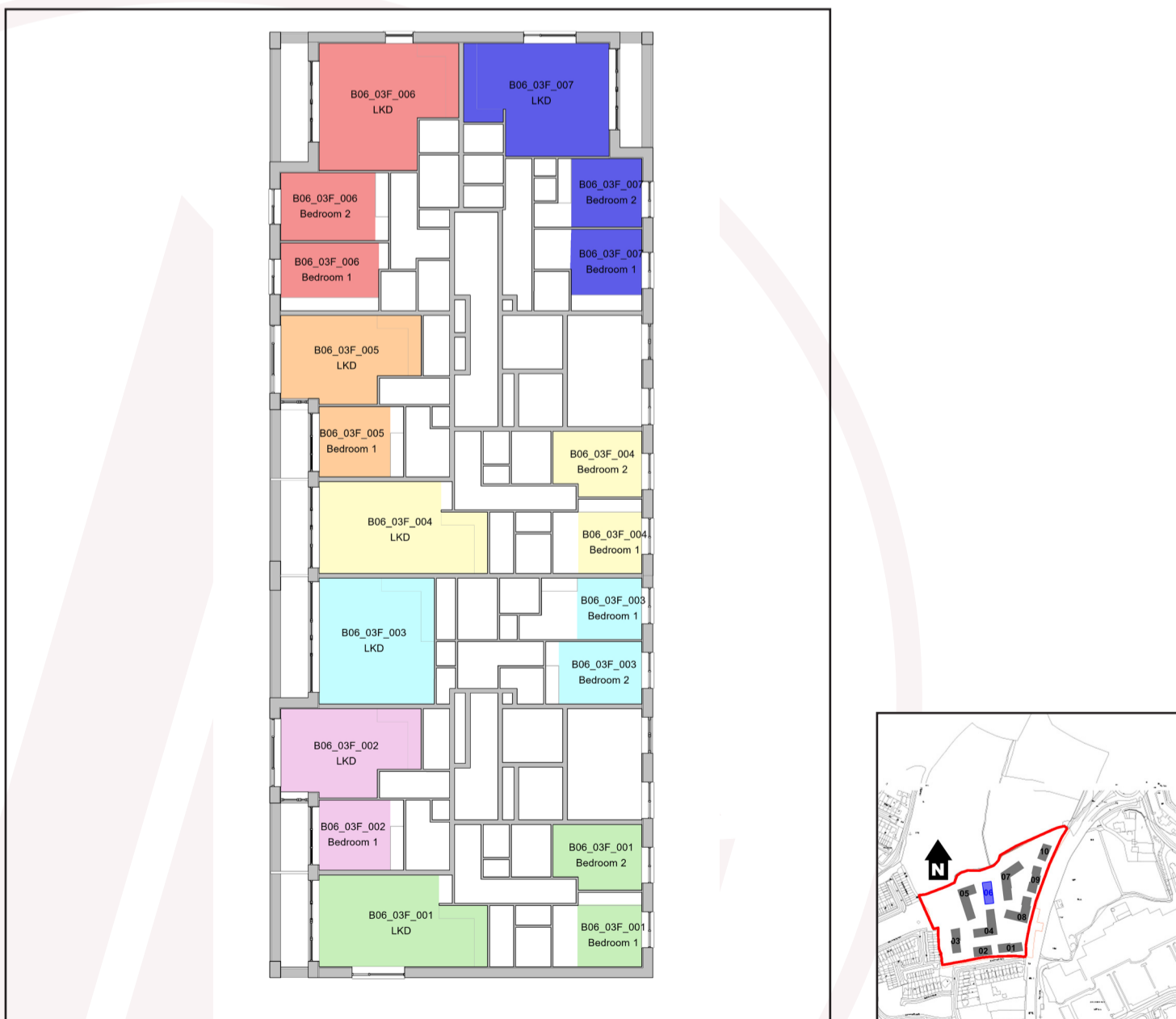


Figure 7.46: Floor plan of assessed building (L), Keyplan highlighting the assessed building (R).

7.2.46 Fourth Floor, Block 06

Table No. 7.47: ADF Results Fourth Floor, Block 06

| Unit Number | Room Description | Predicted ADF Value |
|-------------|------------------|---------------------|
| B06_04F_001 | Bedroom 1 | 3.99% |
| B06_04F_001 | Bedroom 2 | 3.26% |
| B06_04F_001 | LKD | 2.91% |
| B06_04F_002 | Bedroom 1 | 1.92% |
| B06_04F_002 | LKD | 3.86% |
| B06_04F_003 | Bedroom 1 | 3.84% |
| B06_04F_003 | Bedroom 2 | 3.08% |
| B06_04F_003 | LKD | 1.60% |
| B06_04F_004 | Bedroom 1 | 3.90% |
| B06_04F_004 | Bedroom 2 | 3.10% |
| B06_04F_004 | LKD | 0.94% |
| B06_04F_005 | Bedroom 1 | 1.41% |
| B06_04F_005 | LKD | 3.26% |
| B06_04F_006 | Bedroom 1 | 2.26% |
| B06_04F_006 | Bedroom 2 | 2.59% |
| B06_04F_006 | LKD | 2.91% |
| B06_04F_007 | Bedroom 1 | 3.02% |
| B06_04F_007 | Bedroom 2 | 3.22% |
| B06_04F_007 | LKD | 4.26% |

The following ADF target values should be considered when reading the above table of results: 2% for kitchens, 1.5% for living rooms and 1% for bedrooms. In LKDs, the higher target value of 2.0% should be applied. Consideration should be given to the methodology section of this report, specifically "Recommended Minimum ADF" on page 17, when reviewing these results. The circa compliance rates across the entire scheme can be found in section 8.2.2 on page 243.

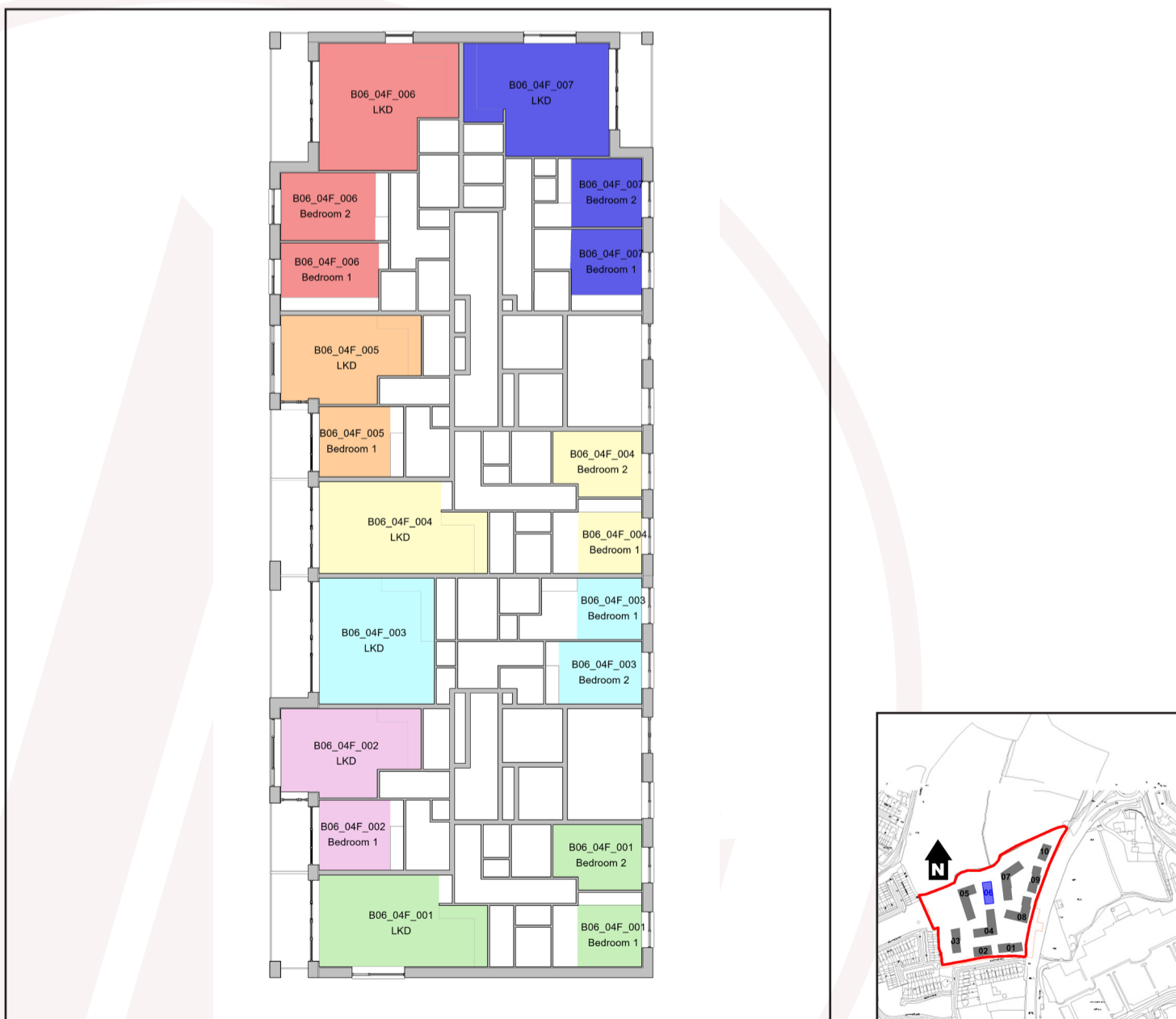


Figure 7.47: Floor plan of assessed building (L), Keyplan highlighting the assessed building (R).

7.2.47 Fifth Floor, Block 06

Table No. 7.48: ADF Results Fifth Floor, Block 06

| Unit Number | Room Description | Predicted ADF Value |
|-------------|------------------|---------------------|
| B06_05F_001 | Bedroom 1 | 4.28% |
| B06_05F_001 | Bedroom 2 | 3.51% |
| B06_05F_001 | LKD | 3.32% |
| B06_05F_002 | Bedroom 1 | 2.19% |
| B06_05F_002 | LKD | 4.16% |
| B06_05F_003 | Bedroom 1 | 4.28% |
| B06_05F_003 | Bedroom 2 | 3.45% |
| B06_05F_003 | LKD | 1.87% |
| B06_05F_004 | Bedroom 1 | 4.33% |
| B06_05F_004 | Bedroom 2 | 3.48% |
| B06_05F_004 | LKD | 1.12% |
| B06_05F_005 | Bedroom 1 | 1.70% |
| B06_05F_005 | LKD | 3.66% |
| B06_05F_006 | Bedroom 1 | 2.61% |
| B06_05F_006 | Bedroom 2 | 2.91% |
| B06_05F_006 | LKD | 3.02% |
| B06_05F_007 | Bedroom 1 | 3.40% |
| B06_05F_007 | Bedroom 2 | 3.62% |
| B06_05F_007 | LKD | 4.50% |

The following ADF target values should be considered when reading the above table of results: 2% for kitchens, 1.5% for living rooms and 1% for bedrooms. In LKDs, the higher target value of 2.0% should be applied. Consideration should be given to the methodology section of this report, specifically "Recommended Minimum ADF" on page 17, when reviewing these results. The circa compliance rates across the entire scheme can be found in section 8.2.2 on page 243.

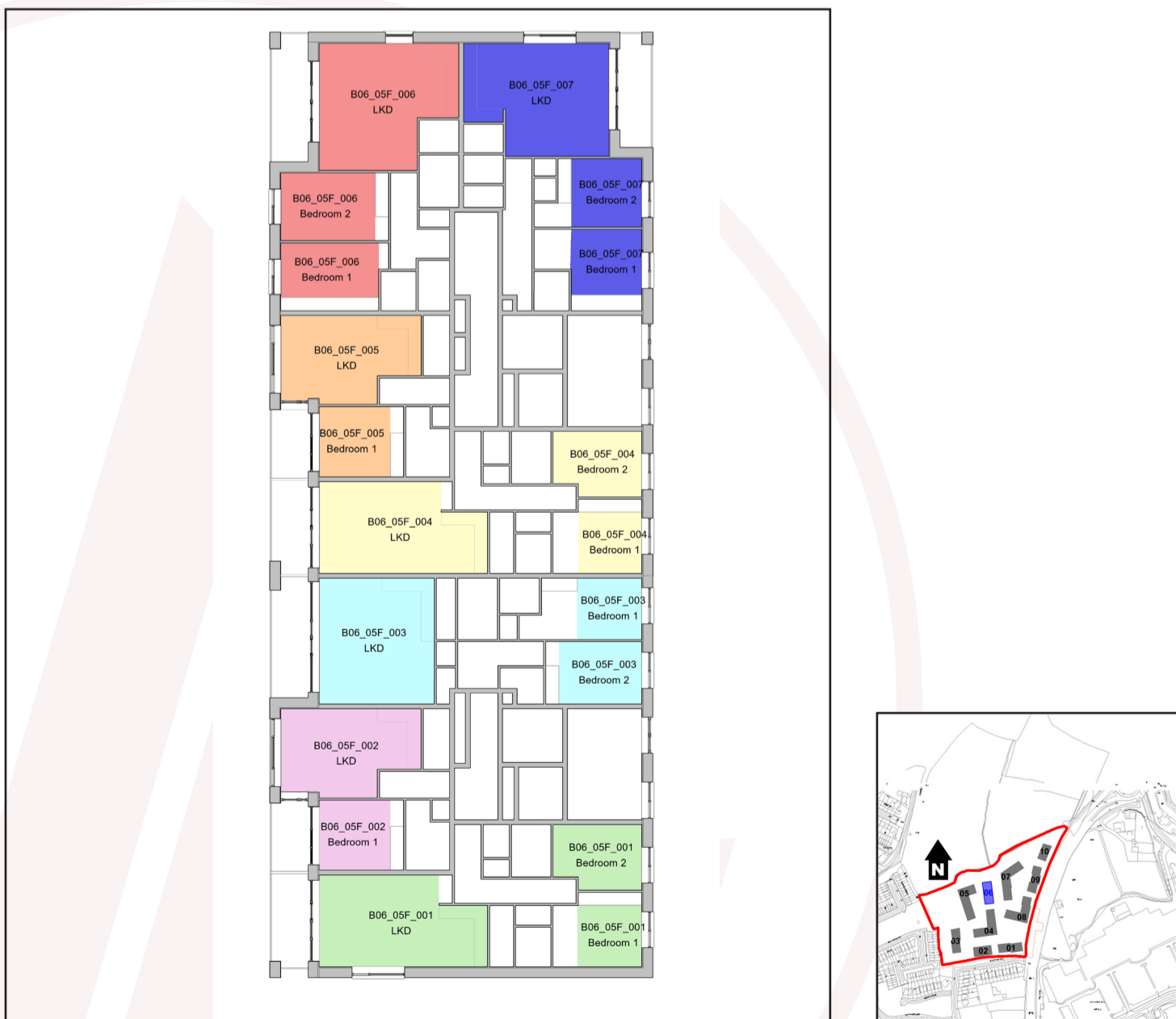


Figure 7.48: Floor plan of assessed building (L), Keyplan highlighting the assessed building (R).

7.2.48 Sixth Floor, Block 06

Table No. 7.49: ADF Results Sixth Floor, Block 06

| Unit Number | Room Description | Predicted ADF Value |
|-------------|------------------|---------------------|
| B06_06F_001 | Bedroom 1 | 4.49% |
| B06_06F_001 | Bedroom 2 | 3.72% |
| B06_06F_001 | LKD | 3.79% |
| B06_06F_002 | Bedroom 1 | 2.42% |
| B06_06F_002 | LKD | 4.42% |
| B06_06F_003 | Bedroom 1 | 4.59% |
| B06_06F_003 | Bedroom 2 | 3.74% |
| B06_06F_003 | LKD | 2.16% |
| B06_06F_004 | Bedroom 1 | 4.65% |
| B06_06F_004 | Bedroom 2 | 3.80% |
| B06_06F_004 | LKD | 1.36% |
| B06_06F_005 | Bedroom 1 | 2.10% |
| B06_06F_005 | LKD | 4.11% |
| B06_06F_006 | Bedroom 1 | 3.00% |
| B06_06F_006 | Bedroom 2 | 3.29% |
| B06_06F_006 | LKD | 3.23% |
| B06_06F_007 | Bedroom 1 | 3.71% |
| B06_06F_007 | Bedroom 2 | 3.95% |
| B06_06F_007 | LKD | 4.80% |

The following ADF target values should be considered when reading the above table of results: 2% for kitchens, 1.5% for living rooms and 1% for bedrooms. In LKDs, the higher target value of 2.0% should be applied. Consideration should be given to the methodology section of this report, specifically "Recommended Minimum ADF" on page 17, when reviewing these results. The circa compliance rates across the entire scheme can be found in section 8.2.2 on page 243.

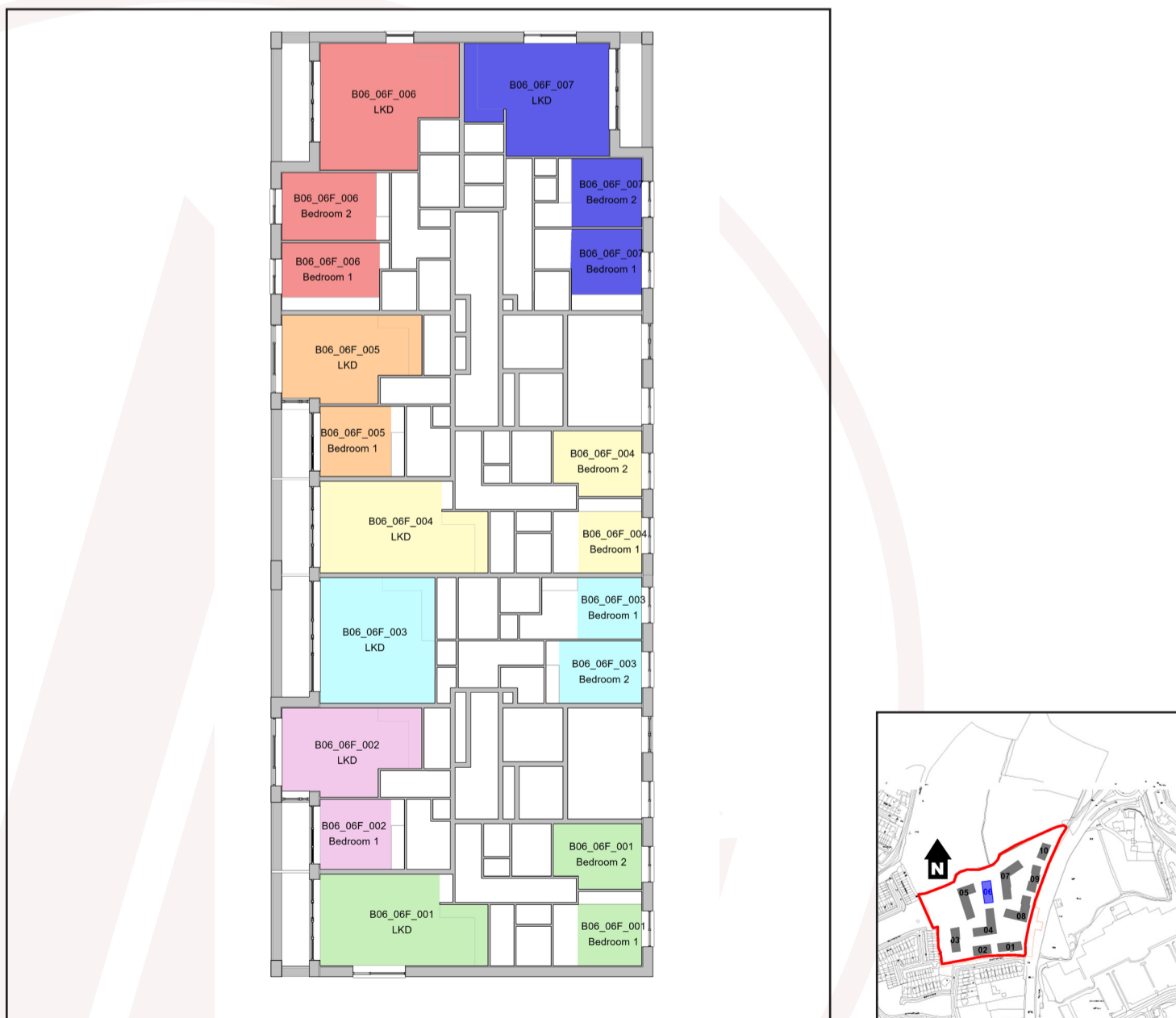


Figure 7.49: Floor plan of assessed building (L), Keyplan highlighting the assessed building (R).

7.2.49 Seventh Floor, Block 06

Table No. 7.50: ADF Results Seventh Floor, Block 06

| Unit Number | Room Description | Predicted ADF Value |
|-------------|------------------|---------------------|
| B06_07F_001 | Bedroom 1 | 4.62% |
| B06_07F_001 | Bedroom 2 | 3.89% |
| B06_07F_001 | LKD | 4.22% |
| B06_07F_002 | Bedroom 1 | 2.57% |
| B06_07F_002 | LKD | 4.61% |
| B06_07F_003 | Bedroom 1 | 4.82% |
| B06_07F_003 | Bedroom 2 | 3.94% |
| B06_07F_003 | LKD | 2.40% |
| B06_07F_004 | Bedroom 1 | 4.88% |
| B06_07F_004 | Bedroom 2 | 4.04% |
| B06_07F_004 | LKD | 1.59% |
| B06_07F_005 | Bedroom 1 | 2.45% |
| B06_07F_005 | LKD | 4.52% |
| B06_07F_006 | Bedroom 1 | 3.33% |
| B06_07F_006 | Bedroom 2 | 3.58% |
| B06_07F_006 | LKD | 3.45% |
| B06_07F_007 | Bedroom 1 | 3.94% |
| B06_07F_007 | Bedroom 2 | 4.18% |
| B06_07F_007 | LKD | 5.06% |

The following ADF target values should be considered when reading the above table of results: 2% for kitchens, 1.5% for living rooms and 1% for bedrooms. In LKDs, the higher target value of 2.0% should be applied. Consideration should be given to the methodology section of this report, specifically "Recommended Minimum ADF" on page 17, when reviewing these results. The circa compliance rates across the entire scheme can be found in section 8.2.2 on page 243.

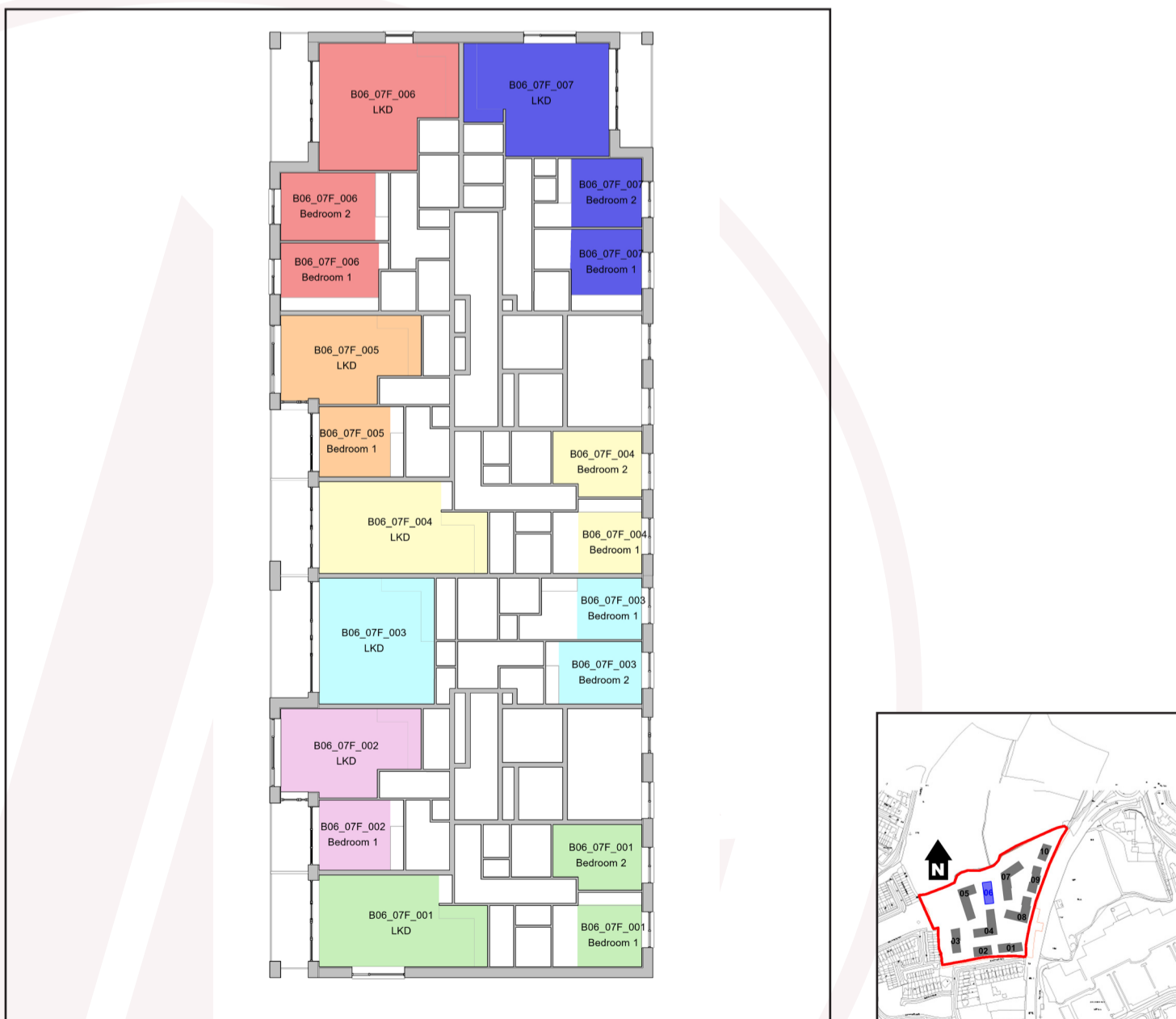


Figure 7.50: Floor plan of assessed building (L), Keyplan highlighting the assessed building (R).

7.2.50 Eighth Floor, Block 06

Table No. 7.51: ADF Results Eighth Floor, Block 06

| Unit Number | Room Description | Predicted ADF Value |
|-------------|------------------|---------------------|
| B06_08F_001 | Bedroom 1 | 4.27% |
| B06_08F_001 | Bedroom 2 | 3.78% |
| B06_08F_001 | LKD | 4.44% |
| B06_08F_002 | Bedroom 1 | 5.59% |
| B06_08F_002 | Bedroom 2 | 3.15% |
| B06_08F_002 | LKD | 4.49% |
| B06_08F_003 | Bedroom 1 | 4.21% |
| B06_08F_003 | Bedroom 2 | 3.92% |
| B06_08F_003 | LKD | 4.00% |
| B06_08F_004 | Bedroom 1 | 7.86% |
| B06_08F_004 | LKD | 5.26% |
| B06_08F_005 | Bedroom 1 | 7.80% |
| B06_08F_005 | Bedroom 2 | 3.37% |
| B06_08F_005 | Bedroom 3 | 6.27% |
| B06_08F_005 | LKD | 6.31% |

The following ADF target values should be considered when reading the above table of results: 2% for kitchens, 1.5% for living rooms and 1% for bedrooms. In LKDs, the higher target value of 2.0% should be applied. Consideration should be given to the methodology section of this report, specifically "Recommended Minimum ADF" on page 17, when reviewing these results. The circa compliance rates across the entire scheme can be found in section 8.2.2 on page 243.



Figure 7.51: Floor plan of assessed building (L), Keyplan highlighting the assessed building (R).

7.2.51 Ground Floor, Block 07

Table No. 7.52: ADF Results Ground Floor, Block 07

| Unit Number | Room Description | Predicted ADF Value |
|-------------|------------------|---------------------|
| B07_OGF_001 | Bedroom 1 | 0.83% |
| B07_OGF_001 | Bedroom 2 | 1.70% |
| B07_OGF_001 | LKD | 1.59% |
| B07_OGF_002 | Bedroom 1 | 1.16% |
| B07_OGF_002 | LKD | 1.97% |
| B07_OGF_003 | Bedroom 1 | 2.00% |
| B07_OGF_003 | Bedroom 2 | 2.65% |
| B07_OGF_003 | LKD | 0.89% |
| B07_OGF_004 | Bedroom 1 | 1.51% |
| B07_OGF_004 | Bedroom 3 | 1.81% |
| B07_OGF_004 | LKD | 1.84% |
| B07_OGF_005 | Bedroom 1 | 2.23% |
| B07_OGF_005 | Bedroom 2 | 3.65% |
| B07_OGF_005 | Bedroom 3 | 1.52% |
| B07_OGF_005 | LKD | 0.92% |
| B07_OGF_006 | Bedroom 1 | 1.79% |
| B07_OGF_006 | Bedroom 2 | 2.22% |
| B07_OGF_006 | LKD | 2.01% |
| B07_OGF_012 | Bedroom 1 | 2.47% |
| B07_OGF_012 | Bedroom 2 | 2.22% |
| B07_OGF_012 | LKD | 1.04% |

The following ADF target values should be considered when reading the above table of results: 2% for kitchens, 1.5% for living rooms and 1% for bedrooms. In LKDs, the higher target value of 2.0% should be applied. Consideration should be given to the methodology section of this report, specifically "Recommended Minimum ADF" on page 17, when reviewing these results. The circa compliance rates across the entire scheme can be found in section 8.2.2 on page 243.



Figure 7.52: Floor plan of assessed building (L), Keyplan highlighting the assessed building (R).

7.2.52 Ground Floor, Block 07

| Unit Number | Room Description | Predicted ADF Value |
|-------------|------------------|---------------------|
| B07_OGF_007 | Bedroom 1 | 6.09% |
| B07_OGF_007 | LKD | 2.17% |
| B07_OGF_008 | Bedroom 1 | 3.34% |
| B07_OGF_008 | Bedroom 2 | 4.06% |
| B07_OGF_008 | LKD | 1.29% |
| B07_OGF_009 | Bedroom 1 | 4.27% |
| B07_OGF_009 | Bedroom 2 | 4.23% |
| B07_OGF_009 | LKD | 4.12% |
| B07_OGF_010 | Bedroom 1 | 1.32% |
| B07_OGF_010 | LKD | 2.30% |
| B07_OGF_011 | Bedroom 1 | 1.64% |
| B07_OGF_011 | LKD | 2.31% |

The following ADF target values should be considered when reading the above table of results: 2% for kitchens, 1.5% for living rooms and 1% for bedrooms. In LKDs, the higher target value of 2.0% should be applied. Consideration should be given to the methodology section of this report, specifically "Recommended Minimum ADF" on page 17, when reviewing these results. The circa compliance rates across the entire scheme can be found in section 8.2.2 on page 243.



Figure 7.53: Floor plan of assessed building (L), Keyplan highlighting the assessed building (R).

7.2.53 First Floor, Block 07

Table No. 7.54: ADF Results First Floor, Block 07

| Unit Number | Room Description | Predicted ADF Value |
|-------------|------------------|---------------------|
| B07_01F_001 | Bedroom 1 | 2.06% |
| B07_01F_001 | Bedroom 2 | 1.57% |
| B07_01F_001 | LKD | 1.69% |
| B07_01F_002 | Bedroom 1 | 1.10% |
| B07_01F_002 | LKD | 2.15% |
| B07_01F_003 | Bedroom 1 | 2.24% |
| B07_01F_003 | Bedroom 2 | 2.91% |
| B07_01F_003 | LKD | 0.81% |
| B07_01F_004 | Bedroom 1 | 1.80% |
| B07_01F_004 | Bedroom 2 | 2.01% |
| B07_01F_004 | LKD | 1.71% |
| B07_01F_005 | Bedroom 1 | 2.75% |
| B07_01F_005 | Bedroom 2 | 2.80% |
| B07_01F_005 | LKD | 0.96% |
| B07_01F_006 | Bedroom 1 | 2.07% |
| B07_01F_006 | Bedroom 2 | 2.33% |
| B07_01F_006 | LKD | 1.80% |
| B07_01F_013 | Bedroom 1 | 1.61% |
| B07_01F_013 | LKD | 2.86% |
| B07_01F_014 | Bedroom 1 | 2.76% |
| B07_01F_014 | Bedroom 2 | 2.49% |
| B07_01F_014 | LKD | 2.27% |

The following ADF target values should be considered when reading the above table of results: 2% for kitchens, 1.5% for living rooms and 1% for bedrooms. In LKDs, the higher target value of 2.0% should be applied. Consideration should be given to the methodology section of this report, specifically "Recommended Minimum ADF" on page 17, when reviewing these results. The circa compliance rates across the entire scheme can be found in section 8.2.2 on page 243.

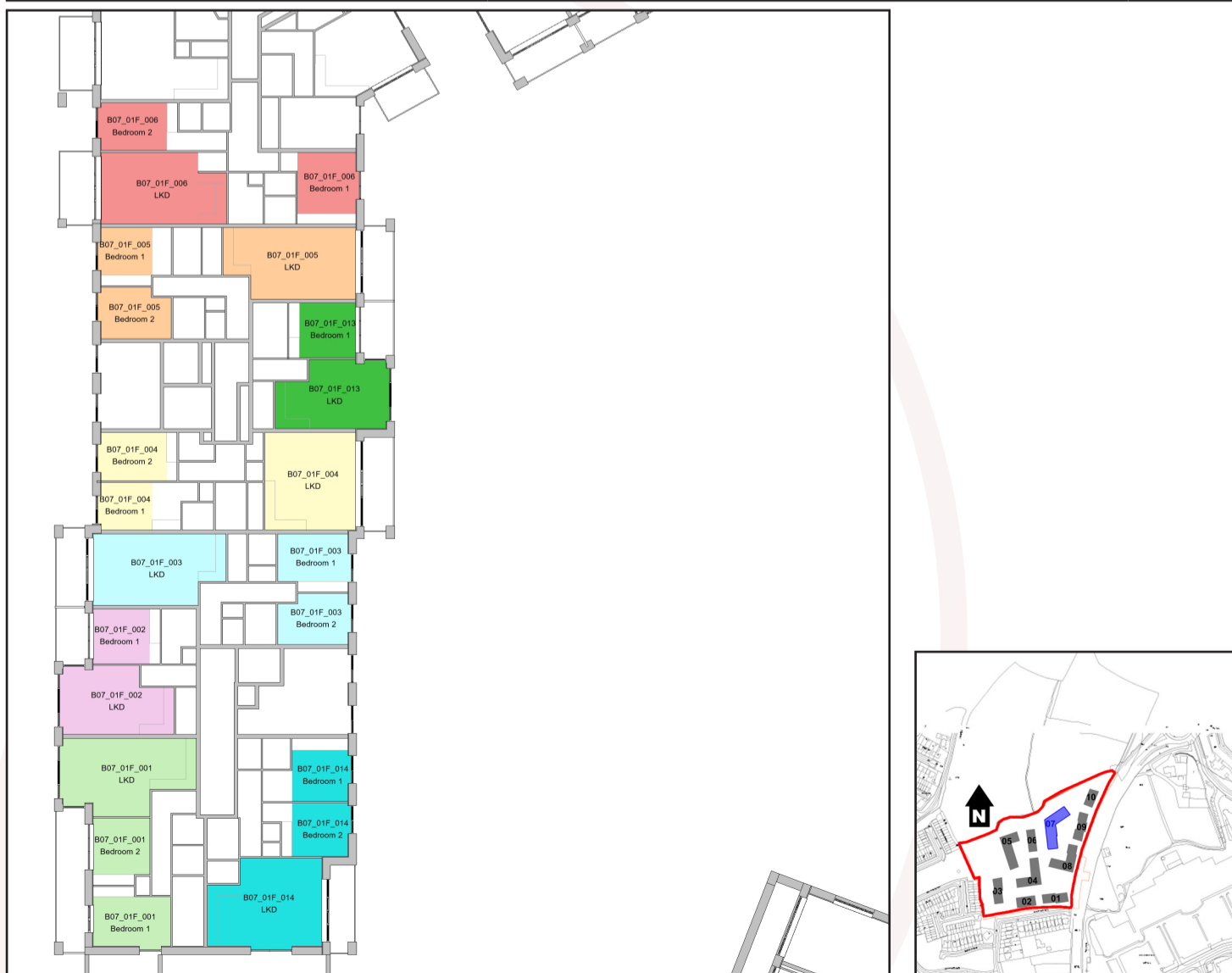


Figure 7.54: Floor plan of assessed building (L), Keyplan highlighting the assessed building (R).

7.2.54 First Floor, Block 07

Table No. 7.55: ADF Results First Floor, Block 07

| Unit Number | Room Description | Predicted ADF Value |
|-------------|------------------|---------------------|
| B07_01F_007 | Bedroom 1 | 5.51% |
| B07_01F_007 | LKD | 2.15% |
| B07_01F_008 | Bedroom 1 | 3.57% |
| B07_01F_008 | Bedroom 2 | 4.37% |
| B07_01F_008 | LKD | 1.21% |
| B07_01F_009 | Bedroom 1 | 4.56% |
| B07_01F_009 | Bedroom 2 | 4.56% |
| B07_01F_009 | LKD | 4.70% |
| B07_01F_010 | Bedroom 1 | 3.50% |
| B07_01F_010 | Bedroom 2 | 1.65% |
| B07_01F_010 | LKD | 1.98% |
| B07_01F_011 | Bedroom 1 | 1.59% |
| B07_01F_011 | LKD | 2.75% |
| B07_01F_012 | Bedroom 1 | 1.42% |
| B07_01F_012 | LKD | 1.35% |

The following ADF target values should be considered when reading the above table of results: 2% for kitchens, 1.5% for living rooms and 1% for bedrooms. In LKDs, the higher target value of 2.0% should be applied. Consideration should be given to the methodology section of this report, specifically "Recommended Minimum ADF" on page 17, when reviewing these results. The circa compliance rates across the entire scheme can be found in section 8.2.2 on page 243.



Figure 7.55: Floor plan of assessed building (L), Keyplan highlighting the assessed building (R).

7.2.55 Second Floor, Block 07

Table No. 7.56: ADF Results Second Floor, Block 07

| Unit Number | Room Description | Predicted ADF Value |
|-------------|------------------|---------------------|
| B07_02F_001 | Bedroom 1 | 2.23% |
| B07_02F_001 | Bedroom 2 | 1.61% |
| B07_02F_001 | LKD | 1.78% |
| B07_02F_002 | Bedroom 1 | 1.15% |
| B07_02F_002 | LKD | 2.22% |
| B07_02F_003 | Bedroom 1 | 2.40% |
| B07_02F_003 | Bedroom 2 | 3.14% |
| B07_02F_003 | LKD | 0.84% |
| B07_02F_004 | Bedroom 1 | 1.99% |
| B07_02F_004 | Bedroom 2 | 2.21% |
| B07_02F_004 | LKD | 1.84% |
| B07_02F_005 | Bedroom 1 | 2.34% |
| B07_02F_005 | Bedroom 2 | 2.95% |
| B07_02F_005 | LKD | 1.08% |
| B07_02F_006 | Bedroom 1 | 2.26% |
| B07_02F_006 | Bedroom 2 | 2.39% |
| B07_02F_006 | LKD | 1.85% |
| B07_02F_013 | Bedroom 1 | 1.89% |
| B07_02F_013 | LKD | 3.09% |
| B07_02F_014 | Bedroom 1 | 3.00% |
| B07_02F_014 | Bedroom 2 | 2.72% |
| B07_02F_014 | LKD | 2.43% |

The following ADF target values should be considered when reading the above table of results: 2% for kitchens, 1.5% for living rooms and 1% for bedrooms. In LKDs, the higher target value of 2.0% should be applied. Consideration should be given to the methodology section of this report, specifically "Recommended Minimum ADF" on page 17, when reviewing these results. The circa compliance rates across the entire scheme can be found in section 8.2.2 on page 243.



Figure 7.56: Floor plan of assessed building (L), Keyplan highlighting the assessed building (R).

7.2.56 Second Floor, Block 07

| Unit Number | Room Description | Predicted ADF Value |
|-------------|------------------|---------------------|
| B07_02F_007 | Bedroom 1 | 5.55% |
| B07_02F_007 | LKD | 2.20% |
| B07_02F_008 | Bedroom 1 | 3.61% |
| B07_02F_008 | Bedroom 2 | 4.42% |
| B07_02F_008 | LKD | 1.25% |
| B07_02F_009 | Bedroom 1 | 4.60% |
| B07_02F_009 | Bedroom 2 | 4.60% |
| B07_02F_009 | LKD | 4.87% |
| B07_02F_010 | Bedroom 1 | 3.75% |
| B07_02F_010 | Bedroom 2 | 1.76% |
| B07_02F_010 | LKD | 2.14% |
| B07_02F_011 | Bedroom 1 | 1.78% |
| B07_02F_011 | LKD | 2.90% |
| B07_02F_012 | Bedroom 1 | 1.55% |
| B07_02F_012 | LKD | 1.45% |

The following ADF target values should be considered when reading the above table of results: 2% for kitchens, 1.5% for living rooms and 1% for bedrooms. In LKDs, the higher target value of 2.0% should be applied. Consideration should be given to the methodology section of this report, specifically "Recommended Minimum ADF" on page 17, when reviewing these results. The circa compliance rates across the entire scheme can be found in section 8.2.2 on page 243.



Figure 7.57: Floor plan of assessed building (L), Keyplan highlighting the assessed building (R).

7.2.57 Third Floor, Block 07

Table No. 7.58: ADF Results Third Floor, Block 07

| Unit Number | Room Description | Predicted ADF Value |
|-------------|------------------|---------------------|
| B07_03F_001 | Bedroom 1 | 2.47% |
| B07_03F_001 | Bedroom 2 | 1.72% |
| B07_03F_001 | LKD | 1.94% |
| B07_03F_002 | Bedroom 1 | 1.18% |
| B07_03F_002 | LKD | 2.47% |
| B07_03F_003 | Bedroom 1 | 2.57% |
| B07_03F_003 | Bedroom 2 | 3.37% |
| B07_03F_003 | LKD | 0.88% |
| B07_03F_004 | Bedroom 1 | 2.14% |
| B07_03F_004 | Bedroom 2 | 2.45% |
| B07_03F_004 | LKD | 1.99% |
| B07_03F_005 | Bedroom 1 | 2.50% |
| B07_03F_005 | Bedroom 2 | 3.10% |
| B07_03F_005 | LKD | 1.21% |
| B07_03F_006 | Bedroom 1 | 2.45% |
| B07_03F_006 | Bedroom 2 | 2.44% |
| B07_03F_006 | LKD | 1.89% |
| B07_03F_014 | Bedroom 1 | 2.15% |
| B07_03F_014 | LKD | 3.31% |
| B07_03F_015 | Bedroom 1 | 3.24% |
| B07_03F_015 | Bedroom 2 | 2.92% |
| B07_03F_015 | LKD | 2.69% |

The following ADF target values should be considered when reading the above table of results: 2% for kitchens, 1.5% for living rooms and 1% for bedrooms. In LKDs, the higher target value of 2.0% should be applied. Consideration should be given to the methodology section of this report, specifically "Recommended Minimum ADF" on page 17, when reviewing these results. The circa compliance rates across the entire scheme can be found in section 8.2.2 on page 243.

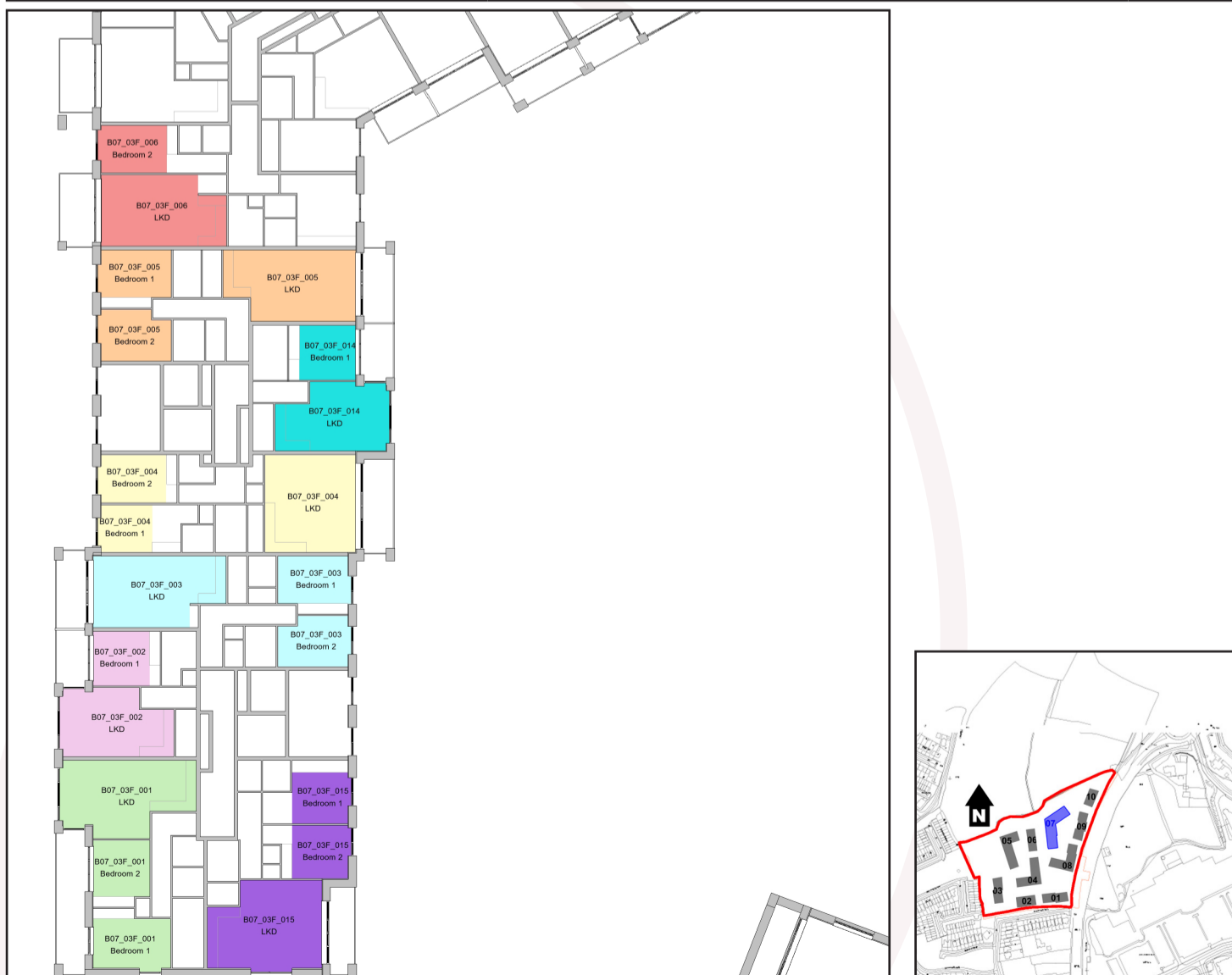


Figure 7.58: Floor plan of assessed building (L), Keyplan highlighting the assessed building (R).

7.2.58 Third Floor, Block 7

Table No. 7.59: ADF Results Third Floor, Block 7

| Unit Number | Room Description | Predicted ADF Value |
|-------------|------------------|---------------------|
| B07_03F_007 | Bedroom 1 | 5.62% |
| B07_03F_007 | LKD | 2.24% |
| B07_03F_008 | Bedroom 1 | 3.91% |
| B07_03F_008 | Bedroom 2 | 4.49% |
| B07_03F_008 | LKD | 1.20% |
| B07_03F_009 | Bedroom 1 | 3.66% |
| B07_03F_009 | Bedroom 2 | 4.49% |
| B07_03F_009 | LKD | 1.21% |
| B07_03F_010 | Bedroom 1 | 4.65% |
| B07_03F_010 | Bedroom 2 | 4.64% |
| B07_03F_010 | LKD | 5.00% |
| B07_03F_011 | Bedroom 1 | 3.93% |
| B07_03F_011 | Bedroom 2 | 1.99% |
| B07_03F_011 | LKD | 2.31% |
| B07_03F_012 | Bedroom 1 | 2.01% |
| B07_03F_012 | LKD | 3.12% |
| B07_03F_013 | Bedroom 1 | 1.65% |
| B07_03F_013 | LKD | 1.49% |

The following ADF target values should be considered when reading the above table of results: 2% for kitchens, 1.5% for living rooms and 1% for bedrooms. In LKDs, the higher target value of 2.0% should be applied. Consideration should be given to the methodology section of this report, specifically "Recommended Minimum ADF" on page 17, when reviewing these results. The circa compliance rates across the entire scheme can be found in section 8.2.2 on page 243.



Figure 7.59: Floor plan of assessed building (L), Keyplan highlighting the assessed building (R).

7.2.59 Fourth Floor, Block 07

Table No. 7.60: ADF Results Fourth Floor, Block 07

| Unit Number | Room Description | Predicted ADF Value |
|-------------|------------------|---------------------|
| B07_04F_001 | Bedroom 1 | 2.75% |
| B07_04F_001 | Bedroom 2 | 1.92% |
| B07_04F_001 | LKD | 2.15% |
| B07_04F_002 | Bedroom 1 | 1.37% |
| B07_04F_002 | LKD | 2.66% |
| B07_04F_003 | Bedroom 1 | 2.77% |
| B07_04F_003 | Bedroom 2 | 3.57% |
| B07_04F_003 | LKD | 0.97% |
| B07_04F_004 | Bedroom 1 | 2.43% |
| B07_04F_004 | Bedroom 2 | 2.74% |
| B07_04F_004 | LKD | 2.23% |
| B07_04F_005 | Bedroom 1 | 2.70% |
| B07_04F_005 | Bedroom 2 | 3.30% |
| B07_04F_005 | LKD | 1.35% |
| B07_04F_006 | Bedroom 1 | 2.63% |
| B07_04F_006 | Bedroom 2 | 2.50% |
| B07_04F_006 | LKD | 1.96% |
| B07_04F_014 | Bedroom 1 | 2.45% |
| B07_04F_014 | LKD | 3.12% |
| B07_04F_015 | Bedroom 1 | 3.46% |
| B07_04F_015 | Bedroom 2 | 3.14% |
| B07_04F_015 | LKD | 3.01% |

The following ADF target values should be considered when reading the above table of results: 2% for kitchens, 1.5% for living rooms and 1% for bedrooms. In LKDs, the higher target value of 2.0% should be applied. Consideration should be given to the methodology section of this report, specifically "Recommended Minimum ADF" on page 17, when reviewing these results. The circa compliance rates across the entire scheme can be found in section 8.2.2 on page 243.

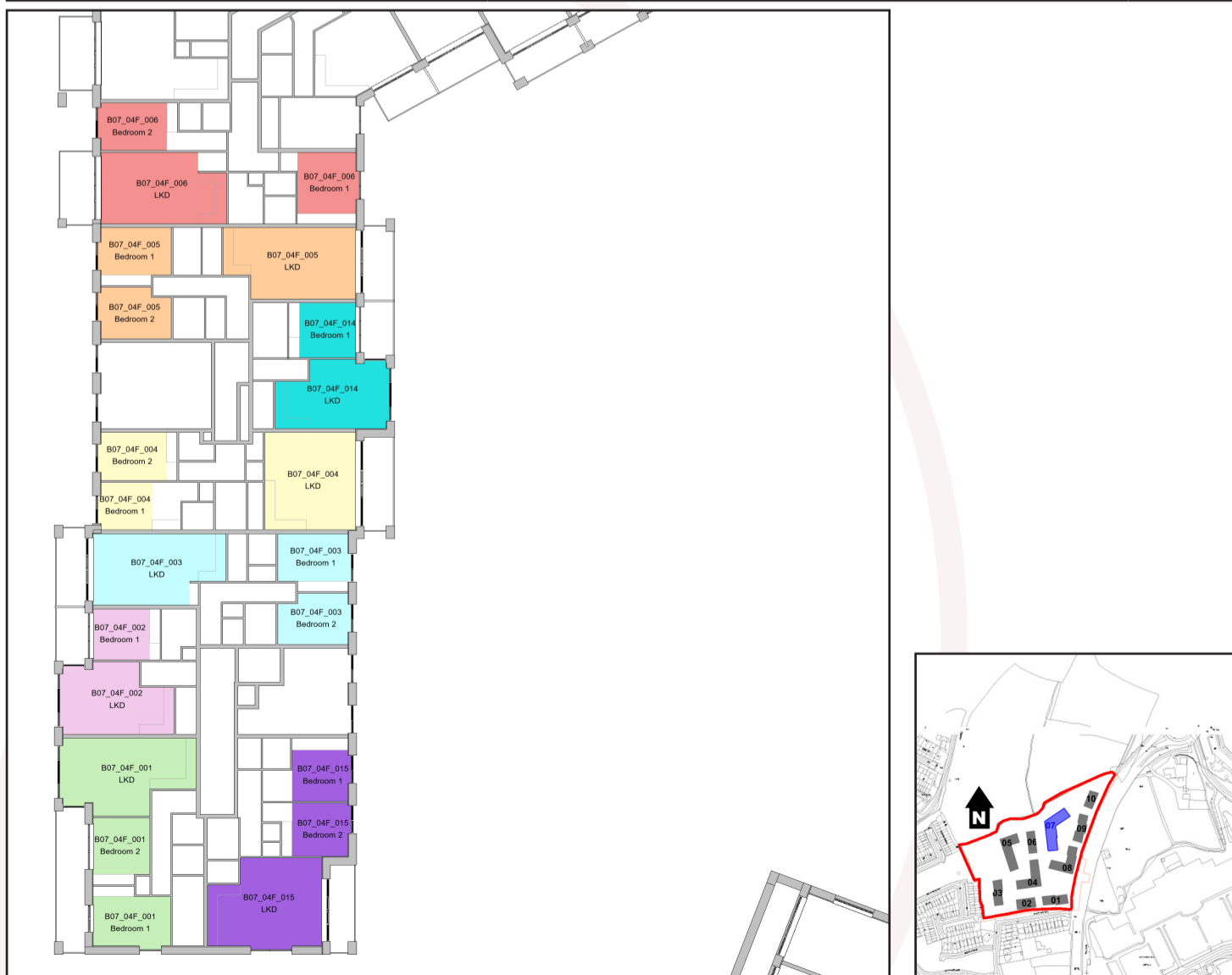


Figure 7.60: Floor plan of assessed building (L), Keyplan highlighting the assessed building (R).

7.2.60 Fourth Floor, Block 07

Table No. 7.61: ADF Results Fourth Floor, Block 07

| Unit Number | Room Description | Predicted ADF Value |
|-------------|------------------|---------------------|
| B07_04F_007 | Bedroom 1 | 5.73% |
| B07_04F_007 | LKD | 2.29% |
| B07_04F_008 | Bedroom 1 | 3.99% |
| B07_04F_008 | Bedroom 2 | 4.59% |
| B07_04F_008 | LKD | 1.31% |
| B07_04F_009 | Bedroom 1 | 3.72% |
| B07_04F_009 | Bedroom 2 | 4.56% |
| B07_04F_009 | LKD | 1.34% |
| B07_04F_010 | Bedroom 1 | 4.70% |
| B07_04F_010 | Bedroom 2 | 4.71% |
| B07_04F_010 | LKD | 5.32% |
| B07_04F_011 | Bedroom 1 | 4.30% |
| B07_04F_011 | Bedroom 2 | 2.27% |
| B07_04F_011 | LKD | 2.50% |
| B07_04F_012 | Bedroom 1 | 2.26% |
| B07_04F_012 | LKD | 3.37% |
| B07_04F_013 | Bedroom 1 | 1.78% |
| B07_04F_013 | LKD | 1.63% |

The following ADF target values should be considered when reading the above table of results: 2% for kitchens, 1.5% for living rooms and 1% for bedrooms. In LKDs, the higher target value of 2.0% should be applied. Consideration should be given to the methodology section of this report, specifically "Recommended Minimum ADF" on page 17, when reviewing these results. The circa compliance rates across the entire scheme can be found in section 8.2.2 on page 243.



Figure 7.61: Floor plan of assessed building (L), Keyplan highlighting the assessed building (R).

7.2.61 Fifth Floor, Block 07

Table No. 7.62: ADF Results Fifth Floor, Block 07

| Unit Number | Room Description | Predicted ADF Value |
|-------------|------------------|---------------------|
| B07_05F_001 | Bedroom 1 | 3.09% |
| B07_05F_001 | Bedroom 2 | 2.26% |
| B07_05F_001 | LKD | 2.40% |
| B07_05F_002 | Bedroom 1 | 1.69% |
| B07_05F_002 | LKD | 2.98% |
| B07_05F_003 | Bedroom 1 | 2.92% |
| B07_05F_003 | Bedroom 2 | 3.76% |
| B07_05F_003 | LKD | 1.12% |
| B07_05F_004 | Bedroom 1 | 2.76% |
| B07_05F_004 | Bedroom 2 | 3.08% |
| B07_05F_004 | LKD | 2.46% |
| B07_05F_005 | Bedroom 1 | 2.92% |
| B07_05F_005 | Bedroom 2 | 3.53% |
| B07_05F_005 | LKD | 1.48% |
| B07_05F_006 | Bedroom 1 | 2.78% |
| B07_05F_006 | Bedroom 2 | 2.57% |
| B07_05F_006 | LKD | 2.04% |
| B07_05F_014 | Bedroom 1 | 2.68% |
| B07_05F_014 | LKD | 3.34% |
| B07_05F_015 | Bedroom 1 | 3.68% |
| B07_05F_015 | Bedroom 2 | 3.34% |
| B07_05F_015 | LKD | 3.41% |

The following ADF target values should be considered when reading the above table of results: 2% for kitchens, 1.5% for living rooms and 1% for bedrooms. In LKDs, the higher target value of 2.0% should be applied. Consideration should be given to the methodology section of this report, specifically "Recommended Minimum ADF" on page 17, when reviewing these results. The circa compliance rates across the entire scheme can be found in section 8.2.2 on page 243.

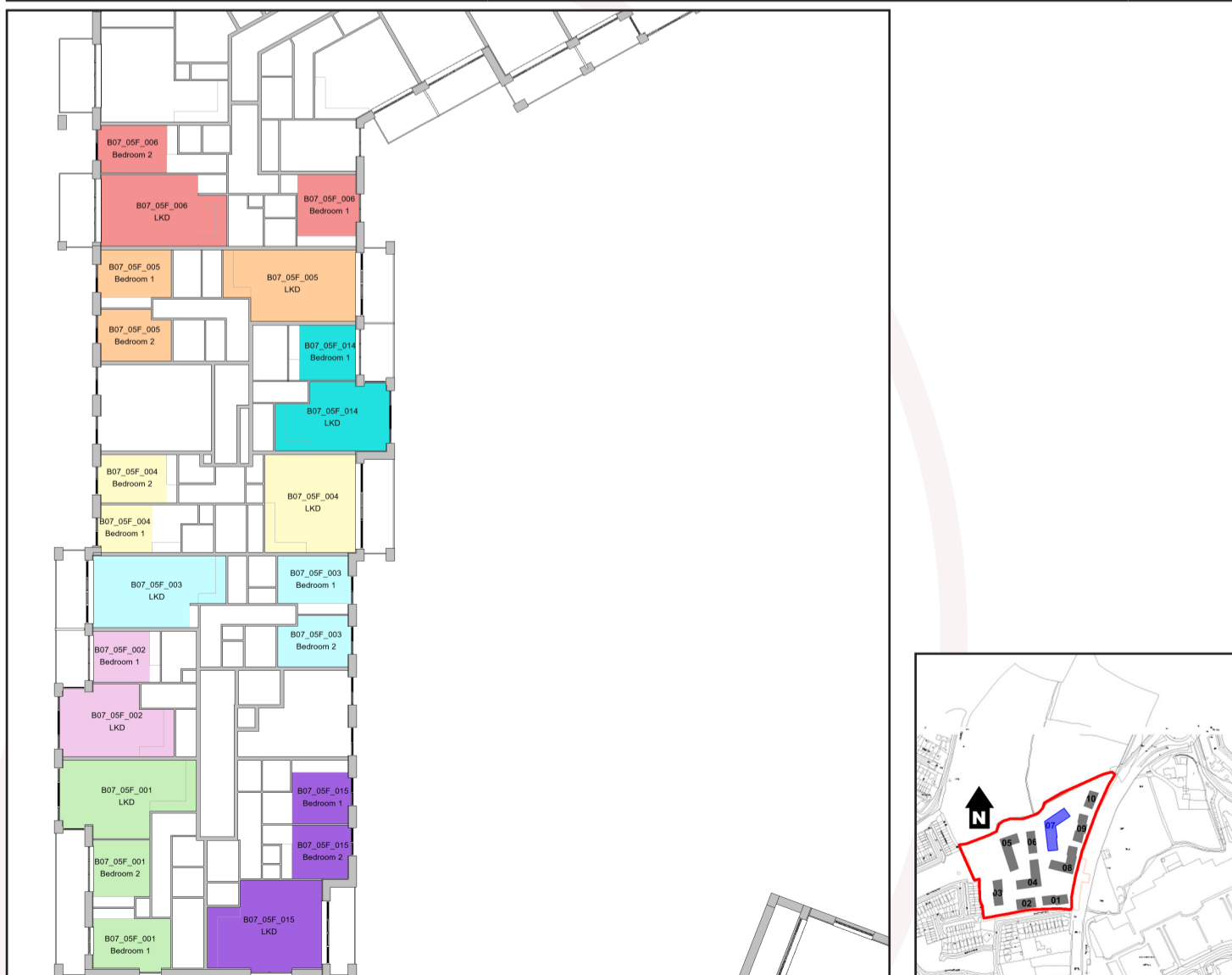


Figure 7.62: Floor plan of assessed building (L), Keyplan highlighting the assessed building (R).

7.2.62 Fifth Floor, Block 07

Table No. 7.63: ADF Results Fifth Floor, Block 07

| Unit Number | Room Description | Predicted ADF Value |
|-------------|------------------|---------------------|
| B07_05F_007 | Bedroom 1 | 5.80% |
| B07_05F_007 | LKD | 2.36% |
| B07_05F_008 | Bedroom 1 | 4.04% |
| B07_05F_008 | Bedroom 2 | 4.67% |
| B07_05F_008 | LKD | 1.41% |
| B07_05F_009 | Bedroom 1 | 3.78% |
| B07_05F_009 | Bedroom 2 | 4.62% |
| B07_05F_009 | LKD | 1.47% |
| B07_05F_010 | Bedroom 1 | 5.34% |
| B07_05F_010 | Bedroom 2 | 4.76% |
| B07_05F_010 | LKD | 4.86% |
| B07_05F_011 | Bedroom 1 | 4.62% |
| B07_05F_011 | Bedroom 2 | 2.65% |
| B07_05F_011 | LKD | 2.73% |
| B07_05F_012 | Bedroom 1 | 2.54% |
| B07_05F_012 | LKD | 3.63% |
| B07_05F_013 | Bedroom 1 | 1.91% |
| B07_05F_013 | LKD | 1.76% |

The following ADF target values should be considered when reading the above table of results: 2% for kitchens, 1.5% for living rooms and 1% for bedrooms. In LKDs, the higher target value of 2.0% should be applied. Consideration should be given to the methodology section of this report, specifically "Recommended Minimum ADF" on page 17, when reviewing these results. The circa compliance rates across the entire scheme can be found in section 8.2.2 on page 243.



Figure 7.63: Floor plan of assessed building (L), Keyplan highlighting the assessed building (R).

7.2.63 Sixth Floor, Block 07

Table No. 7.64: ADF Results Sixth Floor, Block 07

| Unit Number | Room Description | Predicted ADF Value |
|-------------|------------------|---------------------|
| B07_06F_001 | Bedroom 1 | 3.40% |
| B07_06F_001 | Bedroom 2 | 2.73% |
| B07_06F_001 | LKD | 2.67% |
| B07_06F_002 | Bedroom 1 | 2.16% |
| B07_06F_002 | LKD | 3.32% |
| B07_06F_003 | Bedroom 1 | 3.06% |
| B07_06F_003 | Bedroom 2 | 3.92% |
| B07_06F_003 | LKD | 1.36% |
| B07_06F_004 | Bedroom 1 | 3.12% |
| B07_06F_004 | Bedroom 2 | 3.43% |
| B07_06F_004 | LKD | 2.69% |
| B07_06F_005 | Bedroom 1 | 3.15% |
| B07_06F_005 | Bedroom 2 | 3.75% |
| B07_06F_005 | LKD | 1.55% |
| B07_06F_006 | Bedroom 1 | 2.95% |
| B07_06F_006 | Bedroom 2 | 2.21% |
| B07_06F_006 | LKD | 1.71% |
| B07_06F_014 | Bedroom 1 | 2.61% |
| B07_06F_014 | LKD | 3.56% |
| B07_06F_015 | Bedroom 1 | 3.82% |
| B07_06F_015 | Bedroom 2 | 3.51% |
| B07_06F_015 | LKD | 3.80% |

The following ADF target values should be considered when reading the above table of results: 2% for kitchens, 1.5% for living rooms and 1% for bedrooms. In LKDs, the higher target value of 2.0% should be applied. Consideration should be given to the methodology section of this report, specifically "Recommended Minimum ADF" on page 17, when reviewing these results. The circa compliance rates across the entire scheme can be found in section 8.2.2 on page 243.

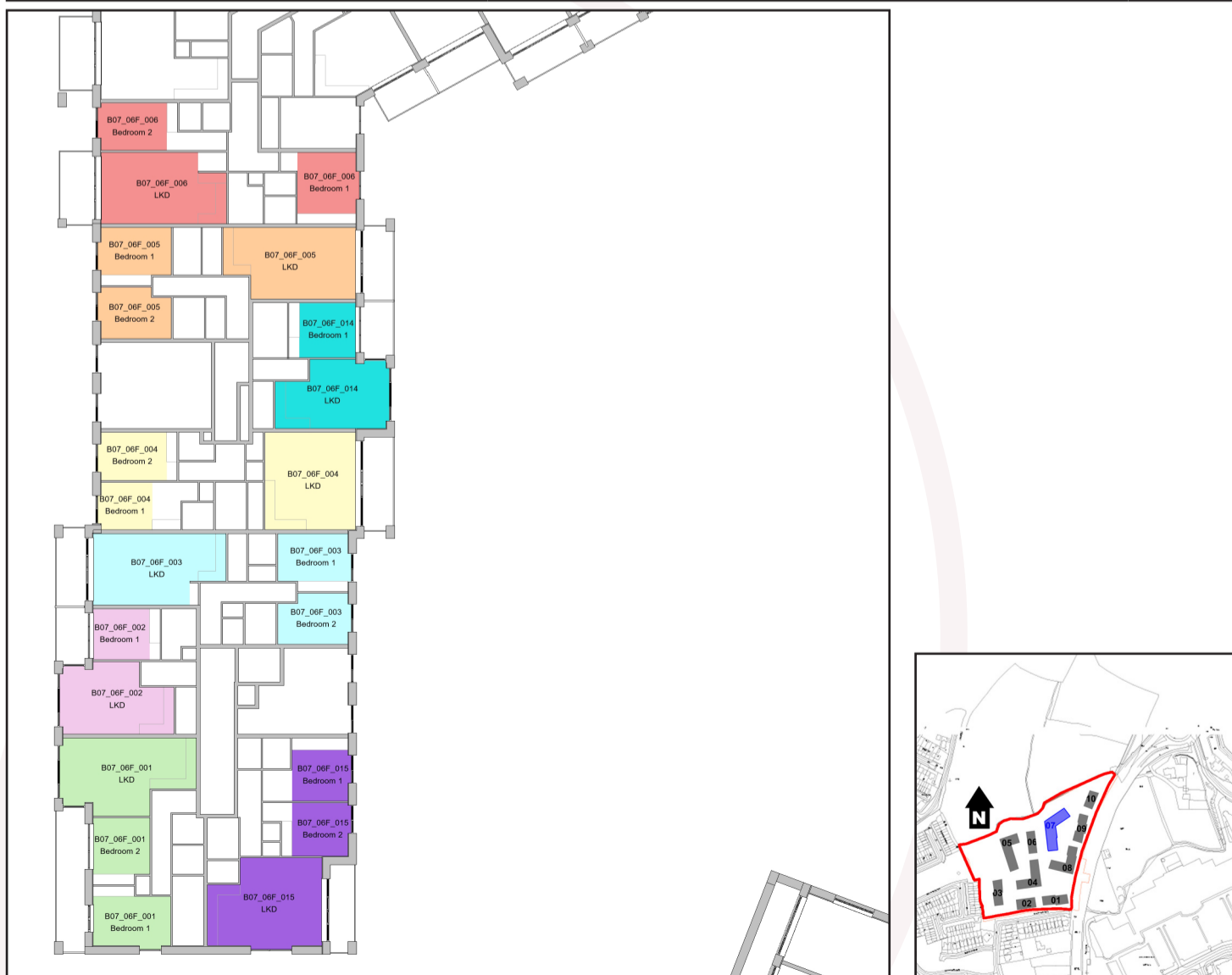


Figure 7.64: Floor plan of assessed building (L), Keyplan highlighting the assessed building (R).

7.2.64 Sixth Floor, Block 07

Table No. 7.65: ADF Results Sixth Floor, Block 07

| Unit Number | Room Description | Predicted ADF Value |
|-------------|------------------|---------------------|
| B07_06F_007 | Bedroom 1 | 5.57% |
| B07_06F_007 | LKD | 1.87% |
| B07_06F_008 | Bedroom 1 | 4.10% |
| B07_06F_008 | Bedroom 2 | 4.73% |
| B07_06F_008 | LKD | 1.52% |
| B07_06F_009 | Bedroom 1 | 3.85% |
| B07_06F_009 | Bedroom 2 | 4.69% |
| B07_06F_009 | LKD | 1.62% |
| B07_06F_010 | Bedroom 1 | 4.82% |
| B07_06F_010 | Bedroom 2 | 4.83% |
| B07_06F_010 | LKD | 4.97% |
| B07_06F_011 | Bedroom 1 | 4.99% |
| B07_06F_011 | Bedroom 2 | 3.02% |
| B07_06F_011 | LKD | 2.96% |
| B07_06F_012 | Bedroom 1 | 2.74% |
| B07_06F_012 | LKD | 3.87% |
| B07_06F_013 | Bedroom 1 | 2.03% |
| B07_06F_013 | LKD | 1.89% |

The following ADF target values should be considered when reading the above table of results: 2% for kitchens, 1.5% for living rooms and 1% for bedrooms. In LKDs, the higher target value of 2.0% should be applied. Consideration should be given to the methodology section of this report, specifically "Recommended Minimum ADF" on page 17, when reviewing these results. The circa compliance rates across the entire scheme can be found in section 8.2.2 on page 243.



Figure 7.65: Floor plan of assessed building (L), Keyplan highlighting the assessed building (R).

7.2.65 Seventh Floor, Block 07

Table No. 7.66: ADF Results Seventh Floor, Block 07

| Unit Number | Room Description | Predicted ADF Value |
|-------------|------------------|---------------------|
| B07_07F_001 | Bedroom 1 | 2.46% |
| B07_07F_001 | Bedroom 2 | 2.95% |
| B07_07F_001 | LKD | 3.80% |
| B07_07F_002 | Bedroom 1 | 3.80% |
| B07_07F_002 | Bedroom 2 | 3.73% |
| B07_07F_002 | LKD | 2.86% |
| B07_07F_003 | Bedroom 1 | 3.32% |
| B07_07F_003 | Bedroom 2 | 3.91% |
| B07_07F_003 | LKD | 1.69% |
| B07_07F_004 | Bedroom 1 | 3.13% |
| B07_07F_004 | Bedroom 2 | 2.28% |
| B07_07F_004 | LKD | 1.79% |
| B07_07F_005 | Bedroom 1 | 5.64% |
| B07_07F_005 | LKD | 1.76% |
| B07_07F_012 | Bedroom 1 | 2.93% |
| B07_07F_012 | LKD | 3.73% |

The following ADF target values should be considered when reading the above table of results: 2% for kitchens, 1.5% for living rooms and 1% for bedrooms. In LKDs, the higher target value of 2.0% should be applied. Consideration should be given to the methodology section of this report, specifically "Recommended Minimum ADF" on page 17, when reviewing these results. The circa compliance rates across the entire scheme can be found in section 8.2.2 on page 243.



Figure 7.66: Floor plan of assessed building (L), Keyplan highlighting the assessed building (R).

7.2.66 Seventh Floor, Block 07

Table No. 7.67: ADF Results Seventh Floor, Block 07

| Unit Number | Room Description | Predicted ADF Value |
|-------------|------------------|---------------------|
| B07_07F_006 | Bedroom 1 | 4.08% |
| B07_07F_006 | Bedroom 2 | 4.72% |
| B07_07F_006 | LKD | 1.69% |
| B07_07F_007 | Bedroom 1 | 3.85% |
| B07_07F_007 | Bedroom 2 | 4.70% |
| B07_07F_007 | LKD | 1.73% |
| B07_07F_008 | Bedroom 1 | 4.79% |
| B07_07F_008 | Bedroom 2 | 4.79% |
| B07_07F_008 | LKD | 5.05% |
| B07_07F_009 | Bedroom 1 | 5.26% |
| B07_07F_009 | Bedroom 2 | 3.33% |
| B07_07F_009 | LKD | 3.16% |
| B07_07F_010 | Bedroom 1 | 2.84% |
| B07_07F_010 | LKD | 4.04% |
| B07_07F_011 | Bedroom 1 | 2.19% |
| B07_07F_011 | LKD | 2.01% |

The following ADF target values should be considered when reading the above table of results: 2% for kitchens, 1.5% for living rooms and 1% for bedrooms. In LKDs, the higher target value of 2.0% should be applied. Consideration should be given to the methodology section of this report, specifically "Recommended Minimum ADF" on page 17, when reviewing these results. The circa compliance rates across the entire scheme can be found in section 8.2.2 on page 243.



Figure 7.67: Floor plan of assessed building (L), Keyplan highlighting the assessed building (R).

7.2.67 Eighth Floor, Block 07

Table No. 7.68: ADF Results Eighth Floor, Block 7

| Unit Number | Room Description | Predicted ADF Value |
|-------------|------------------|---------------------|
| B07_08F_001 | Bedroom 1 | 3.24% |
| B07_08F_001 | Bedroom 2 | 2.94% |
| B07_08F_001 | LKD | 3.03% |
| B07_08F_002 | Bedroom 1 | 5.25% |
| B07_08F_002 | LKD | 3.03% |
| B07_08F_003 | Bedroom 1 | 3.92% |
| B07_08F_003 | Bedroom 2 | 4.54% |
| B07_08F_003 | LKD | 2.93% |
| B07_08F_004 | Bedroom 1 | 3.11% |
| B07_08F_004 | Bedroom 2 | 3.19% |
| B07_08F_004 | LKD | 2.68% |
| B07_08F_005 | Bedroom 1 | 2.95% |
| B07_08F_005 | LKD | 3.50% |

The following ADF target values should be considered when reading the above table of results: 2% for kitchens, 1.5% for living rooms and 1% for bedrooms. In LKDs, the higher target value of 2.0% should be applied. Consideration should be given to the methodology section of this report, specifically "Recommended Minimum ADF" on page 17, when reviewing these results. The circa compliance rates across the entire scheme can be found in section 8.2.2 on page 243.



Figure 7.68: Floor plan of assessed building (L), Keyplan highlighting the assessed building (R).

7.2.68 Ground Floor Lower, Block 08

| Unit Number | Room Description | Predicted ADF Value |
|--------------|------------------|---------------------|
| B08_OLGF_001 | Bedroom 1 | 5.69% |
| B08_OLGF_001 | Bedroom 2 | 7.50% |
| B08_OLGF_001 | Bedroom 3 | 2.22% |
| B08_OLGF_001 | LKD | 3.15% |
| B08_OLGF_002 | Bedroom 1 | 6.12% |
| B08_OLGF_002 | Bedroom 2 | 5.86% |
| B08_OLGF_002 | LKD | 2.19% |
| B08_OLGF_003 | Bedroom 1 | 3.44% |
| B08_OLGF_003 | Bedroom 2 | 3.41% |
| B08_OLGF_003 | LKD | 4.04% |
| B08_OLGF_004 | Bedroom 1 | 4.71% |
| B08_OLGF_004 | LKD | 6.27% |

The following ADF target values should be considered when reading the above table of results: 2% for kitchens, 1.5% for living rooms and 1% for bedrooms. In LKDs, the higher target value of 2.0% should be applied. Consideration should be given to the methodology section of this report, specifically "Recommended Minimum ADF" on page 17, when reviewing these results. The circa compliance rates across the entire scheme can be found in section 8.2.2 on page 243.



Figure 7.69: Floor plan of assessed building (L), Keyplan highlighting the assessed building (R).

7.2.69 First Floor Lower, Block 08

| Unit Number | Room Description | Predicted ADF Value |
|-------------|------------------|---------------------|
| B08_1FL_001 | Bedroom 1 | 4.92% |
| B08_1FL_001 | Bedroom 2 | 4.65% |
| B08_1FL_002 | Bedroom 1 | 5.04% |
| B08_1FL_002 | Bedroom 2 | 4.69% |
| B08_1FL_002 | LKD | 1.29% |
| B08_1FL_003 | Bedroom 1 | 2.74% |
| B08_1FL_003 | Bedroom 2 | 2.70% |
| B08_1FL_003 | LKD | 2.90% |
| B08_1FL_004 | Bedroom 1 | 3.52% |
| B08_1FL_004 | LKD | 5.16% |
| B08_1FL_005 | Bedroom 1 | 1.36% |
| B08_1FL_005 | LKD | 2.72% |
| B08_1FL_005 | LKD | 2.49% |

The following ADF target values should be considered when reading the above table of results: 2% for kitchens, 1.5% for living rooms and 1% for bedrooms. In LKDs, the higher target value of 2.0% should be applied. Consideration should be given to the methodology section of this report, specifically "Recommended Minimum ADF" on page 17, when reviewing these results. The circa compliance rates across the entire scheme can be found in section 8.2.2 on page 243.



Figure 7.70: Floor plan of assessed building (L), Keyplan highlighting the assessed building (R).

7.2.70 First Floor, Block 08

| Table No. 7.71: ADF Results First Floor, Block 08 | | |
|---|------------------|---------------------|
| Unit Number | Room Description | Predicted ADF Value |
| B08_01F_001 | Bedroom 1 | 3.09% |
| B08_01F_001 | Bedroom 2 | 4.55% |
| B08_01F_001 | LKD | 5.29% |
| B08_01F_002 | Bedroom 1 | 2.75% |
| B08_01F_002 | LKD | 4.46% |
| B08_01F_003 | Bedroom 1 | 2.66% |
| B08_01F_003 | Bedroom 2 | 1.96% |
| B08_01F_003 | LKD | 2.26% |
| B08_01F_004 | Bedroom 1 | 2.76% |
| B08_01F_004 | Bedroom 2 | 2.77% |
| B08_01F_004 | LKD | 2.19% |
| B08_01F_005 | Bedroom 1 | 2.46% |
| B08_01F_005 | LKD | 4.21% |
| B08_01F_006 | Bedroom 1 | 3.40% |
| B08_01F_006 | Bedroom 2 | 2.69% |
| B08_01F_006 | LKD | 2.68% |
| B08_01F_007 | Bedroom 1 | 2.76% |
| B08_01F_007 | Bedroom 2 | 2.27% |
| B08_01F_007 | LKD | 2.97% |
| B08_01F_008 | Bedroom 1 | 1.77% |
| B08_01F_008 | LKD | 4.19% |

The following ADF target values should be considered when reading the above table of results: 2% for kitchens, 1.5% for living rooms and 1% for bedrooms. In LKDs, the higher target value of 2.0% should be applied. Consideration should be given to the methodology section of this report, specifically "Recommended Minimum ADF" on page 17, when reviewing these results. The circa compliance rates across the entire scheme can be found in section 8.2.2 on page 243.



Figure 7.71: Floor plan of assessed building (L), Keyplan highlighting the assessed building (R).

7.2.71 Second Floor Lower, Block 08

| Table No. 7.72: ADF Results Second Floor Lower, Block 08 | | |
|--|------------------|---------------------|
| Unit Number | Room Description | Predicted ADF Value |
| B08_02FL_001 | Bedroom 1 | 5.13% |
| B08_02FL_001 | Bedroom 2 | 4.78% |
| B08_02FL_001 | LKD | 2.62% |
| B08_02FL_002 | Bedroom 1 | 5.17% |
| B08_02FL_002 | Bedroom 2 | 4.83% |
| B08_02FL_002 | LKD | 1.44% |
| B08_02FL_003 | Bedroom 1 | 2.98% |
| B08_02FL_003 | Bedroom 2 | 2.95% |
| B08_02FL_003 | LKD | 2.98% |
| B08_02FL_004 | Bedroom 1 | 3.35% |
| B08_02FL_004 | LKD | 5.20% |
| B08_02FL_005 | Bedroom 1 | 1.44% |
| B08_02FL_005 | LKD | 2.93% |

The following ADF target values should be considered when reading the above table of results: 2% for kitchens, 1.5% for living rooms and 1% for bedrooms. In LKDs, the higher target value of 2.0% should be applied. Consideration should be given to the methodology section of this report, specifically "Recommended Minimum ADF" on page 17, when reviewing these results. The circa compliance rates across the entire scheme can be found in section 8.2.2 on page 243.



Figure 7.72: Floor plan of assessed building (L), Keyplan highlighting the assessed building (R).

7.2.72 Second Floor, Block 08

Table No. 7.73: ADF Results Second Floor, Block 08

| Unit Number | Room Description | Predicted ADF Value |
|-------------|------------------|---------------------|
| B08_02F_001 | Bedroom 1 | 3.22% |
| B08_02F_001 | Bedroom 2 | 4.71% |
| B08_02F_001 | LKD | 5.41% |
| B08_02F_002 | Bedroom 1 | 2.92% |
| B08_02F_002 | LKD | 4.64% |
| B08_02F_003 | Bedroom 1 | 2.77% |
| B08_02F_003 | Bedroom 2 | 2.09% |
| B08_02F_003 | LKD | 2.38% |
| B08_02F_004 | Bedroom 1 | 2.88% |
| B08_02F_004 | Bedroom 2 | 2.90% |
| B08_02F_004 | LKD | 2.18% |
| B08_02F_005 | Bedroom 1 | 2.60% |
| B08_02F_005 | LKD | 3.92% |
| B08_02F_006 | Bedroom 1 | 3.97% |
| B08_02F_006 | Bedroom 2 | 3.09% |
| B08_02F_006 | LKD | 2.86% |
| B08_02F_006 | Bedroom 1 | 2.93% |
| B08_02F_007 | Bedroom 2 | 2.42% |
| B08_02F_007 | LKD | 3.18% |
| B08_02F_008 | Bedroom 1 | 1.79% |
| B08_02F_008 | LKD | 4.25% |

The following ADF target values should be considered when reading the above table of results: 2% for kitchens, 1.5% for living rooms and 1% for bedrooms. In LKDs, the higher target value of 2.0% should be applied. Consideration should be given to the methodology section of this report, specifically "Recommended Minimum ADF" on page 17, when reviewing these results. The circa compliance rates across the entire scheme can be found in section 8.2.2 on page 243.



Figure 7.73: Floor plan of assessed building (L), Keyplan highlighting the assessed building (R).

7.2.73 Third Floor Lower, Block 08

| Table No. 7.74: ADF Results Third Floor Lower, Block 08 | | |
|---|------------------|---------------------|
| Unit Number | Room Description | Predicted ADF Value |
| B08_03FL_001 | Bedroom 1 | 5.30% |
| B08_03FL_001 | Bedroom 2 | 4.86% |
| B08_03FL_001 | LKD | 2.83% |
| B08_03FL_002 | Bedroom 1 | 4.92% |
| B08_03FL_002 | Bedroom 2 | 5.25% |
| B08_03FL_002 | LKD | 1.51% |
| B08_03FL_003 | Bedroom 1 | 3.24% |
| B08_03FL_003 | Bedroom 2 | 3.22% |
| B08_03FL_003 | LKD | 3.02% |
| B08_03FL_004 | Bedroom 1 | 3.57% |
| B08_03FL_004 | LKD | 5.45% |
| B08_03FL_005 | Bedroom 1 | 2.31% |
| B08_03FL_005 | Bedroom 2 | 2.58% |
| B08_03FL_005 | LKD | 2.10% |
| B08_03FL_006 | Bedroom 1 | 1.62% |
| B08_03FL_006 | LKD | 3.20% |

The following ADF target values should be considered when reading the above table of results: 2% for kitchens, 1.5% for living rooms and 1% for bedrooms. In LKDs, the higher target value of 2.0% should be applied. Consideration should be given to the methodology section of this report, specifically "Recommended Minimum ADF" on page 17, when reviewing these results. The circa compliance rates across the entire scheme can be found in section 8.2.2 on page 243.



Figure 7.74: Floor plan of assessed building (L), Keyplan highlighting the assessed building (R).

7.2.74 Third Floor, Block 08

Table No. 7.75: ADF Results Third Floor, Block 08

| Unit Number | Room Description | Predicted ADF Value |
|-------------|------------------|---------------------|
| B08_03F_001 | Bedroom 1 | 3.25% |
| B08_03F_001 | Bedroom 2 | 4.55% |
| B08_03F_001 | LKD | 5.47% |
| B08_03F_002 | LKD | 4.77% |
| B08_03F_002 | Bedroom 1 | 3.03% |
| B08_03F_003 | Bedroom 1 | 2.89% |
| B08_03F_003 | Bedroom 2 | 2.24% |
| B08_03F_003 | LKD | 2.47% |
| B08_03F_004 | Bedroom 1 | 3.03% |
| B08_03F_004 | Bedroom 2 | 3.06% |
| B08_03F_004 | LKD | 2.26% |
| B08_03F_005 | Bedroom 1 | 2.70% |
| B08_03F_005 | LKD | 4.06% |
| B08_03F_006 | Bedroom 1 | 4.01% |
| B08_03F_006 | Bedroom 2 | 3.21% |
| B08_03F_006 | LKD | 3.07% |
| B08_03F_007 | Bedroom 1 | 3.14% |
| B08_03F_007 | Bedroom 2 | 2.58% |
| B08_03F_007 | LKD | 3.44% |
| B08_03F_008 | Bedroom 1 | 1.78% |
| B08_03F_008 | LKD | 4.31% |

The following ADF target values should be considered when reading the above table of results: 2% for kitchens, 1.5% for living rooms and 1% for bedrooms. In LKDs, the higher target value of 2.0% should be applied. Consideration should be given to the methodology section of this report, specifically "Recommended Minimum ADF" on page 17, when reviewing these results. The circa compliance rates across the entire scheme can be found in section 8.2.2 on page 243.



Figure 7.75: Floor plan of assessed building (L), Keyplan highlighting the assessed building (R).

7.2.75 Fourth Floor Lower, Block 08

Table No. 7.76: ADF Results Fourth Floor Lower, Block 08

| Unit Number | Room Description | Predicted ADF Value |
|--------------|------------------|---------------------|
| B08_04FL_001 | Bedroom 1 | 5.54% |
| B08_04FL_001 | Bedroom 2 | 4.89% |
| B08_04FL_001 | LKD | 1.74% |
| B08_04FL_002 | LKD | 3.18% |
| B08_04FL_002 | Bedroom 1 | 4.95% |
| B08_04FL_002 | Bedroom 2 | 5.31% |
| B08_04FL_003 | Bedroom 1 | 3.51% |
| B08_04FL_003 | Bedroom 2 | 3.49% |
| B08_04FL_003 | LKD | 3.02% |
| B08_04FL_004 | Bedroom 1 | 3.57% |
| B08_04FL_004 | LKD | 5.43% |
| B08_04FL_005 | Bedroom 1 | 2.52% |
| B08_04FL_005 | Bedroom 2 | 2.86% |
| B08_04FL_005 | LKD | 2.10% |
| B08_04FL_006 | Bedroom 1 | 1.96% |
| B08_04FL_006 | LKD | 3.52% |

The following ADF target values should be considered when reading the above table of results: 2% for kitchens, 1.5% for living rooms and 1% for bedrooms. In LKDs, the higher target value of 2.0% should be applied. Consideration should be given to the methodology section of this report, specifically "Recommended Minimum ADF" on page 17, when reviewing these results. The circa compliance rates across the entire scheme can be found in section 8.2.2 on page 243.



Figure 7.76: Floor plan of assessed building (L), Keyplan highlighting the assessed building (R).

7.2.76 Fourth Floor, Block 08

Table No. 7.77: ADF Results Fourth Floor, Block 08

| Unit Number | Room Description | Predicted ADF Value |
|-------------|------------------|---------------------|
| B08_04F_001 | Bedroom 1 | 4.91% |
| B08_04F_001 | Bedroom 2 | 3.38% |
| B08_04F_001 | LKD | 5.48% |
| B08_04F_002 | Bedroom 1 | 3.09% |
| B08_04F_002 | LKD | 4.85% |
| B08_04F_003 | Bedroom 1 | 3.04% |
| B08_04F_003 | Bedroom 2 | 2.35% |
| B08_04F_003 | LKD | 2.51% |
| B08_04F_004 | Bedroom 1 | 3.20% |
| B08_04F_004 | Bedroom 2 | 3.26% |
| B08_04F_004 | LKD | 2.32% |
| B08_04F_005 | Bedroom 1 | 2.75% |
| B08_04F_005 | LKD | 4.17% |
| B08_04F_006 | Bedroom 1 | 4.17% |
| B08_04F_006 | Bedroom 2 | 3.33% |
| B08_04F_006 | LKD | 3.32% |
| B08_04F_007 | Bedroom 1 | 3.37% |
| B08_04F_007 | Bedroom 2 | 2.77% |
| B08_04F_007 | LKD | 3.79% |
| B08_04F_008 | Bedroom 1 | 1.77% |
| B08_04F_008 | LKD | 4.32% |

The following ADF target values should be considered when reading the above table of results: 2% for kitchens, 1.5% for living rooms and 1% for bedrooms. In LKDs, the higher target value of 2.0% should be applied. Consideration should be given to the methodology section of this report, specifically "Recommended Minimum ADF" on page 17, when reviewing these results. The circa compliance rates across the entire scheme can be found in section 8.2.2 on page 243.



Figure 7.77: Floor plan of assessed building (L), Keyplan highlighting the assessed building (R).

7.2.77 Fifth Floor Lower, Block 08

Table No. 7.78: ADF Results Fifth Floor Lower, Block 08

| Unit Number | Room Description | Predicted ADF Value |
|--------------|------------------|---------------------|
| B08_05FL_001 | Bedroom 1 | 5.85% |
| B08_05FL_001 | Bedroom 2 | 4.91% |
| B08_05FL_001 | LKD | 3.63% |
| B08_05FL_002 | Bedroom 1 | 4.98% |
| B08_05FL_002 | Bedroom 2 | 5.32% |
| B08_05FL_002 | LKD | 2.03% |
| B08_05FL_003 | Bedroom 1 | 3.73% |
| B08_05FL_003 | Bedroom 2 | 3.73% |
| B08_05FL_003 | LKD | 3.02% |
| B08_05FL_004 | Bedroom 1 | 3.56% |
| B08_05FL_004 | LKD | 5.44% |
| B08_05FL_005 | Bedroom 1 | 2.71% |
| B08_05FL_005 | Bedroom 2 | 3.19% |
| B08_05FL_005 | LKD | 2.10% |
| B08_05FL_006 | Bedroom 1 | 2.34% |
| B08_05FL_006 | LKD | 3.84% |

The following ADF target values should be considered when reading the above table of results: 2% for kitchens, 1.5% for living rooms and 1% for bedrooms. In LKDs, the higher target value of 2.0% should be applied. Consideration should be given to the methodology section of this report, specifically "Recommended Minimum ADF" on page 17, when reviewing these results. The circa compliance rates across the entire scheme can be found in section 8.2.2 on page 243.



Figure 7.78: Floor plan of assessed building (L), Keyplan highlighting the assessed building (R).

7.2.78 Fifth Floor, Block 08

Table No. 7.79: ADF Results Fifth Floor, Block 08

| Unit Number | Room Description | Predicted ADF Value |
|-------------|------------------|---------------------|
| B08_05F_001 | Bedroom 1 | 3.33% |
| B08_05F_001 | Bedroom 2 | 4.94% |
| B08_05F_001 | LKD | 5.50% |
| B08_05F_002 | Bedroom 1 | 3.12% |
| B08_05F_002 | LKD | 5.09% |
| B08_05F_003 | Bedroom 1 | 3.22% |
| B08_05F_003 | Bedroom 2 | 2.48% |
| B08_05F_003 | LKD | 3.96% |
| B08_05F_004 | Bedroom 1 | 3.40% |
| B08_05F_004 | Bedroom 2 | 3.50% |
| B08_05F_004 | LKD | 3.57% |
| B08_05F_005 | Bedroom 1 | 2.75% |
| B08_05F_005 | LKD | 4.33% |
| B08_05F_006 | Bedroom 1 | 4.09% |
| B08_05F_006 | Bedroom 2 | 3.39% |
| B08_05F_006 | LKD | 3.61% |
| B08_05F_007 | Bedroom 2 | 2.98% |
| B08_05F_007 | LKD | 4.16% |
| B08_05F_007 | Bedroom 1 | 3.62% |
| B08_05F_008 | Bedroom 1 | 1.78% |
| B08_05F_008 | LKD | 4.32% |

The following ADF target values should be considered when reading the above table of results: 2% for kitchens, 1.5% for living rooms and 1% for bedrooms. In LKDs, the higher target value of 2.0% should be applied. Consideration should be given to the methodology section of this report, specifically "Recommended Minimum ADF" on page 17, when reviewing these results. The circa compliance rates across the entire scheme can be found in section 8.2.2 on page 243.



Figure 7.79: Floor plan of assessed building (L), Keyplan highlighting the assessed building (R).

7.2.79 Sixth Floor Lower, Block 08

Table No. 7.80: ADF Results Sixth Floor Lower, Block 08

| Unit Number | Room Description | Predicted ADF Value |
|--------------|------------------|---------------------|
| B08_06FL_001 | Bedroom 1 | 6.21% |
| B08_06FL_001 | Bedroom 2 | 4.92% |
| B08_06FL_001 | LKD | 4.15% |
| B08_06FL_002 | Bedroom 1 | 4.99% |
| B08_06FL_002 | Bedroom 2 | 5.36% |
| B08_06FL_002 | LKD | 2.33% |
| B08_06FL_003 | Bedroom 1 | 3.92% |
| B08_06FL_003 | Bedroom 2 | 3.95% |
| B08_06FL_003 | LKD | 3.02% |
| B08_06FL_004 | Bedroom 1 | 3.56% |
| B08_06FL_004 | LKD | 5.45% |
| B08_06FL_005 | Bedroom 1 | 2.92% |
| B08_06FL_005 | Bedroom 2 | 3.57% |
| B08_06FL_005 | LKD | 2.09% |
| B08_06FL_006 | Bedroom 1 | 2.73% |
| B08_06FL_006 | LKD | 4.11% |

The following ADF target values should be considered when reading the above table of results: 2% for kitchens, 1.5% for living rooms and 1% for bedrooms. In LKDs, the higher target value of 2.0% should be applied. Consideration should be given to the methodology section of this report, specifically "Recommended Minimum ADF" on page 17, when reviewing these results. The circa compliance rates across the entire scheme can be found in section 8.2.2 on page 243.



Figure 7.80: Floor plan of assessed building (L), Keyplan highlighting the assessed building (R).

7.2.80 Sixth Floor, Block 08

Table No. 7.81: ADF Results Sixth Floor, Block 08

| Unit Number | Room Description | Predicted ADF Value |
|-------------|------------------|---------------------|
| B08_06F_001 | Bedroom 1 | 3.09% |
| B08_06F_001 | Bedroom 2 | 4.65% |
| B08_06F_001 | LKD | 5.51% |
| B08_06F_002 | Bedroom 1 | 2.96% |
| B08_06F_002 | LKD | 5.04% |
| B08_06F_003 | Bedroom 1 | 3.48% |
| B08_06F_003 | Bedroom 2 | 2.69% |
| B08_06F_003 | LKD | 1.96% |
| B08_06F_004 | Bedroom 1 | 3.38% |
| B08_06F_004 | Bedroom 2 | 3.57% |
| B08_06F_004 | Bedroom 3 | 4.10% |
| B08_06F_004 | LKD | 2.36% |
| B08_06F_005 | Bedroom 1 | 1.78% |
| B08_06F_005 | LKD | 4.40% |

The following ADF target values should be considered when reading the above table of results: 2% for kitchens, 1.5% for living rooms and 1% for bedrooms. In LKDs, the higher target value of 2.0% should be applied. Consideration should be given to the methodology section of this report, specifically "Recommended Minimum ADF" on page 17, when reviewing these results. The circa compliance rates across the entire scheme can be found in section 8.2.2 on page 243.



Figure 7.81: Floor plan of assessed building (L), Keyplan highlighting the assessed building (R).

7.2.81 Seventh Floor Lower and Seventh Floor, Block 08

Table No. 7.82: ADF Results Seventh Floor Lower, and Seventh Floor, Block 08

| Unit Number | Room Description | Predicted ADF Value |
|--------------|------------------|---------------------|
| B08_07F_001 | Bedroom 1 | 3.82% |
| B08_07F_001 | Bedroom 2 | 3.69% |
| B08_07F_001 | LKD | 2.87% |
| B08_07FL_001 | Bedroom 1 | 6.47% |
| B08_07FL_001 | Bedroom 2 | 4.92% |
| B08_07FL_001 | LKD | 4.54% |
| B08_07FL_002 | Bedroom 1 | 5.00% |
| B08_07FL_002 | Bedroom 2 | 5.38% |
| B08_07FL_002 | LKD | 2.54% |
| B08_07FL_003 | Bedroom 1 | 4.04% |
| B08_07FL_003 | Bedroom 2 | 4.08% |
| B08_07FL_003 | LKD | 3.05% |
| B08_07FL_004 | Bedroom 1 | 3.60% |
| B08_07FL_004 | LKD | 5.44% |
| B08_07FL_005 | Bedroom 1 | 3.22% |
| B08_07FL_005 | Bedroom 2 | 3.91% |
| B08_07FL_005 | LKD | 2.10% |
| B08_07FL_006 | Bedroom 1 | 2.97% |
| B08_07FL_006 | LKD | 4.32% |

The following ADF target values should be considered when reading the above table of results: 2% for kitchens, 1.5% for living rooms and 1% for bedrooms. In LKDs, the higher target value of 2.0% should be applied. Consideration should be given to the methodology section of this report, specifically "Recommended Minimum ADF" on page 17, when reviewing these results. The circa compliance rates across the entire scheme can be found in section 8.2.2 on page 243.



Figure 7.82: Floor plan of assessed building (L), Keyplan highlighting the assessed building (R).

7.2.82 Eighth Floor Lower, Block 08

| Unit Number | Room Description | Predicted ADF Value |
|-------------|------------------|---------------------|
| B08_08F_001 | Bedroom 1 | 6.57% |
| B08_08F_001 | Bedroom 2 | 4.86% |
| B08_08F_001 | LKD | 5.08% |
| B08_08F_002 | Bedroom 1 | 5.61% |
| B08_08F_002 | Bedroom 2 | 5.91% |
| B08_08F_002 | LKD | 2.66% |
| B08_08F_003 | Bedroom 1 | 3.85% |
| B08_08F_003 | LKD | 4.80% |
| B08_08F_004 | Bedroom 1 | 3.77% |
| B08_08F_004 | Bedroom 2 | 5.30% |
| B08_08F_004 | LKD | 3.70% |

The following ADF target values should be considered when reading the above table of results: 2% for kitchens, 1.5% for living rooms and 1% for bedrooms. In LKDs, the higher target value of 2.0% should be applied. Consideration should be given to the methodology section of this report, specifically "Recommended Minimum ADF" on page 17, when reviewing these results. The circa compliance rates across the entire scheme can be found in section 8.2.2 on page 243.

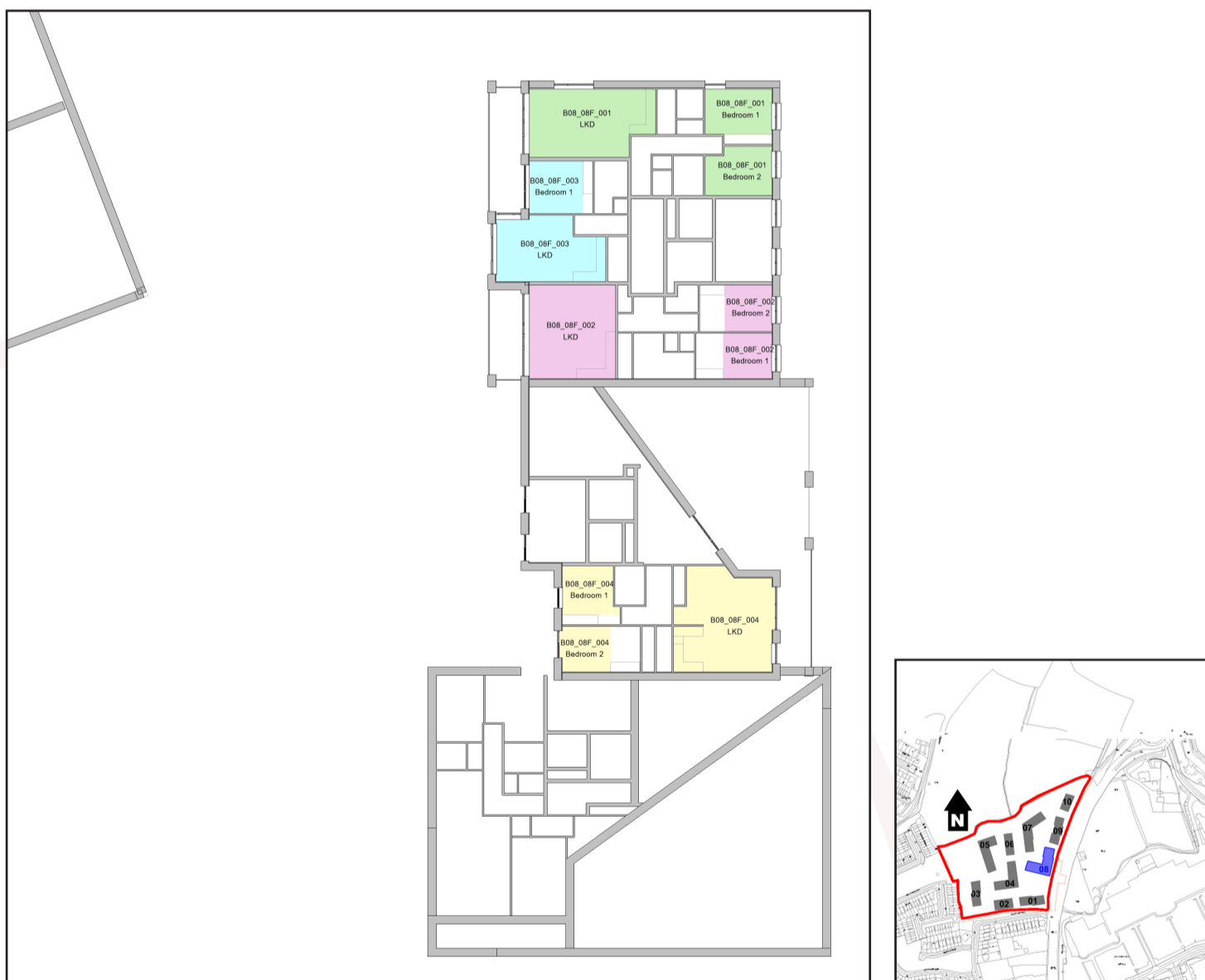


Figure 7.83: Floor plan of assessed building (L), Keyplan highlighting the assessed building (R).

7.2.83 Ground Floor, Block 09

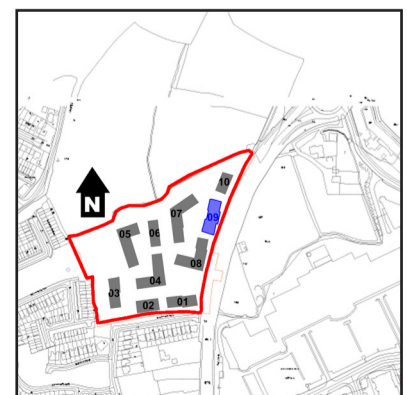
Table No. 7.84: ADF Results Ground Floor, Block 09

| Unit Number | Room Description | Predicted ADF Value |
|-------------|------------------|---------------------|
| B09_OGF_001 | Bedroom 1 | 5.72% |
| B09_OGF_001 | Bedroom 2 | 2.45% |
| B09_OGF_001 | Bedroom 3 | 5.74% |
| B09_OGF_001 | LKD | 3.73% |
| B09_OGF_002 | Bedroom 1 | 4.63% |
| B09_OGF_002 | Bedroom 2 | 4.65% |
| B09_OGF_002 | LKD | 2.12% |
| B09_OGF_003 | Bedroom 1 | 5.20% |
| B09_OGF_003 | Bedroom 2 | 4.70% |
| B09_OGF_003 | LKD | 1.49% |
| B09_OGF_004 | Bedroom 1 | 4.43% |
| B09_OGF_004 | Bedroom 2 | 1.79% |
| B09_OGF_004 | Bedroom 3 | 5.47% |
| B09_OGF_004 | LKD | 0.91% |
| B09_OGF_005 | Bedroom 1 | 4.49% |
| B09_OGF_005 | Bedroom 2 | 4.61% |
| B09_OGF_005 | LKD | 1.38% |
| B09_OGF_006 | Bedroom 1 | 4.40% |
| B09_OGF_006 | Bedroom 2 | 1.67% |
| B09_OGF_006 | Bedroom 3 | 5.45% |
| B09_OGF_006 | LKD | 1.79% |

The following ADF target values should be considered when reading the above table of results: 2% for kitchens, 1.5% for living rooms and 1% for bedrooms. In LKDs, the higher target value of 2.0% should be applied. Consideration should be given to the methodology section of this report, specifically "Recommended Minimum ADF" on page 17, when reviewing these results. The circa compliance rates across the entire scheme can be found in section 8.2.2 on page 243.



Figure 7.84: Floor plan of assessed building (L), Keyplan highlighting the assessed building (R).



7.2.84 First Floor, Block 09

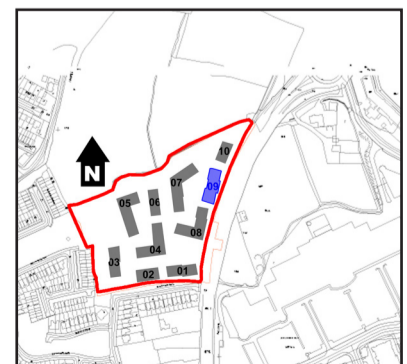
Table No. 7.85: ADF Results First Floor, Block 09

| Unit Number | Room Description | Predicted ADF Value |
|-------------|------------------|---------------------|
| B09_01F_001 | Bedroom 1 | 4.72% |
| B09_01F_001 | Bedroom 2 | 3.63% |
| B09_01F_001 | LKD | 3.36% |
| B09_01F_002 | Bedroom 1 | 3.94% |
| B09_01F_002 | Bedroom 2 | 3.79% |
| B09_01F_002 | LKD | 1.34% |
| B09_01F_003 | Bedroom 1 | 4.65% |
| B09_01F_003 | Bedroom 2 | 3.88% |
| B09_01F_003 | LKD | 1.02% |
| B09_01F_004 | Bedroom 1 | 4.23% |
| B09_01F_004 | Bedroom 2 | 3.59% |
| B09_01F_004 | LKD | 0.75% |
| B09_01F_005 | Bedroom 1 | 4.01% |
| B09_01F_005 | Bedroom 2 | 3.82% |
| B09_01F_005 | LKD | 1.32% |
| B09_01F_006 | Bedroom 1 | 3.60% |
| B09_01F_006 | Bedroom 2 | 3.58% |
| B09_01F_006 | LKD | 1.70% |
| B09_01F_007 | Bedroom 1 | 1.09% |
| B09_01F_007 | LKD | 3.10% |
| B09_01F_008 | Bedroom 1 | 1.07% |
| B09_01F_008 | LKD | 2.83% |
| B09_01F_009 | Bedroom 1 | 1.51% |
| B09_01F_009 | LKD | 3.13% |

The following ADF target values should be considered when reading the above table of results: 2% for kitchens, 1.5% for living rooms and 1% for bedrooms. In LKDs, the higher target value of 2.0% should be applied. Consideration should be given to the methodology section of this report, specifically "Recommended Minimum ADF" on page 17, when reviewing these results. The circa compliance rates across the entire scheme can be found in section 8.2.2 on page 243.



Figure 7.85: Floor plan of assessed building (L), Keyplan highlighting the assessed building (R).



7.2.85 Second Floor, Block 09

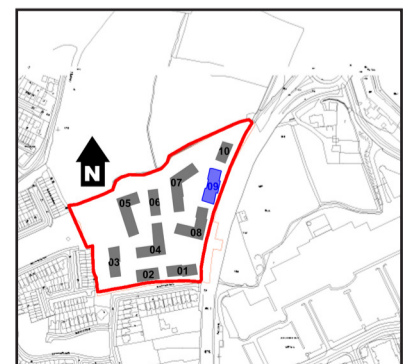
Table No. 7.86: ADF Results Second Floor, Block 09

| Unit Number | Room Description | Predicted ADF Value |
|-------------|------------------|---------------------|
| B09_02F_001 | Bedroom 1 | 4.71% |
| B09_02F_001 | Bedroom 2 | 3.54% |
| B09_02F_001 | LKD | 3.44% |
| B09_02F_002 | Bedroom 1 | 3.75% |
| B09_02F_002 | Bedroom 2 | 3.65% |
| B09_02F_002 | LKD | 1.36% |
| B09_02F_003 | Bedroom 1 | 4.43% |
| B09_02F_003 | Bedroom 2 | 3.74% |
| B09_02F_003 | LKD | 1.06% |
| B09_02F_004 | Bedroom 1 | 3.48% |
| B09_02F_004 | Bedroom 2 | 3.50% |
| B09_02F_004 | LKD | 0.76% |
| B09_02F_005 | Bedroom 1 | 3.88% |
| B09_02F_005 | Bedroom 2 | 3.70% |
| B09_02F_005 | LKD | 1.39% |
| B09_02F_006 | Bedroom 1 | 3.46% |
| B09_02F_006 | Bedroom 2 | 3.51% |
| B09_02F_006 | LKD | 1.70% |
| B09_02F_007 | Bedroom 1 | 1.17% |
| B09_02F_007 | LKD | 3.31% |
| B09_02F_008 | Bedroom 1 | 1.16% |
| B09_02F_008 | LKD | 3.07% |
| B09_02F_009 | Bedroom 1 | 1.51% |
| B09_02F_009 | LKD | 3.29% |

The following ADF target values should be considered when reading the above table of results: 2% for kitchens, 1.5% for living rooms and 1% for bedrooms. In LKDs, the higher target value of 2.0% should be applied. Consideration should be given to the methodology section of this report, specifically "Recommended Minimum ADF" on page 17, when reviewing these results. The circa compliance rates across the entire scheme can be found in section 8.2.2 on page 243.



Figure 7.86: Floor plan of assessed building (L), Keyplan highlighting the assessed building (R).



7.2.86 Third Floor, Block 09

Table No. 7.87: ADF Results Third Floor, Block 09

| Unit Number | Room Description | Predicted ADF Value |
|-------------|------------------|---------------------|
| B09_03F_001 | Bedroom 1 | 4.85% |
| B09_03F_001 | Bedroom 2 | 3.58% |
| B09_03F_001 | LKD | 3.56% |
| B09_03F_002 | Bedroom 1 | 3.80% |
| B09_03F_002 | Bedroom 2 | 3.70% |
| B09_03F_002 | LKD | 1.42% |
| B09_03F_003 | Bedroom 1 | 4.47% |
| B09_03F_003 | Bedroom 2 | 3.79% |
| B09_03F_003 | LKD | 1.13% |
| B09_03F_004 | Bedroom 1 | 3.51% |
| B09_03F_004 | Bedroom 2 | 3.54% |
| B09_03F_004 | LKD | 0.81% |
| B09_03F_005 | Bedroom 1 | 3.92% |
| B09_03F_005 | Bedroom 2 | 3.75% |
| B09_03F_005 | LKD | 1.50% |
| B09_03F_006 | Bedroom 1 | 3.51% |
| B09_03F_006 | Bedroom 2 | 3.56% |
| B09_03F_006 | LKD | 1.80% |
| B09_03F_007 | Bedroom 1 | 1.37% |
| B09_03F_007 | LKD | 3.57% |
| B09_03F_008 | Bedroom 1 | 1.31% |
| B09_03F_008 | LKD | 3.29% |
| B09_03F_009 | Bedroom 1 | 1.55% |
| B09_03F_009 | LKD | 3.46% |

The following ADF target values should be considered when reading the above table of results: 2% for kitchens, 1.5% for living rooms and 1% for bedrooms. In LKDs, the higher target value of 2.0% should be applied. Consideration should be given to the methodology section of this report, specifically "Recommended Minimum ADF" on page 17, when reviewing these results. The circa compliance rates across the entire scheme can be found in section 8.2.2 on page 243.

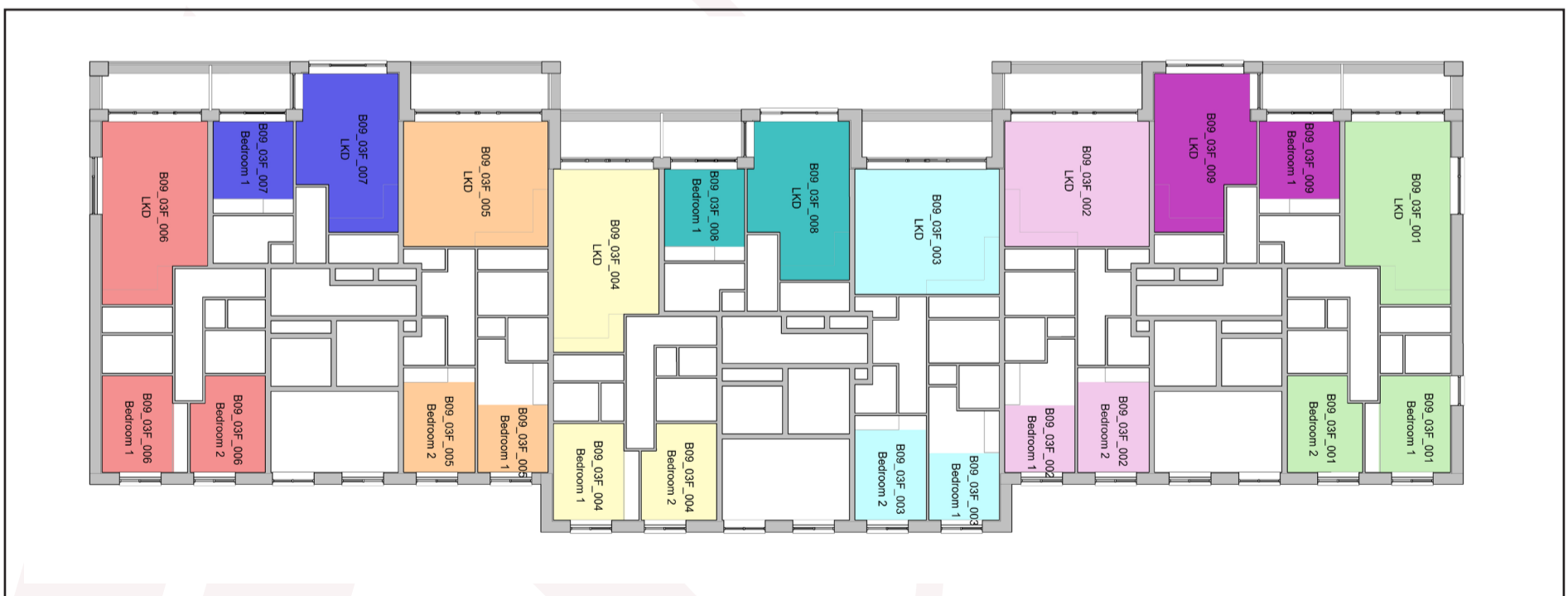
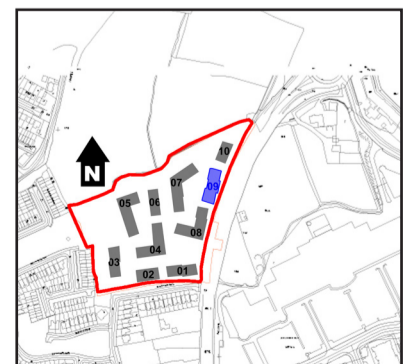


Figure 7.87: Floor plan of assessed building (L), Keyplan highlighting the assessed building (R).



7.2.87 Fourth Floor, Block 09

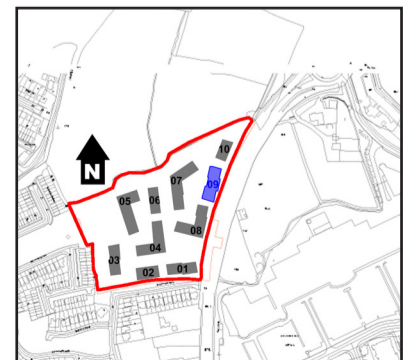
Table No. 7.88: ADF Results Fourth Floor, Block 09

| Unit Number | Room Description | Predicted ADF Value |
|-------------|------------------|---------------------|
| B09_04F_001 | Bedroom 1 | 5.03% |
| B09_04F_001 | Bedroom 2 | 3.60% |
| B09_04F_001 | LKD | 3.75% |
| B09_04F_002 | Bedroom 1 | 3.83% |
| B09_04F_002 | Bedroom 2 | 3.72% |
| B09_04F_002 | LKD | 1.55% |
| B09_04F_003 | Bedroom 1 | 4.50% |
| B09_04F_003 | Bedroom 2 | 3.81% |
| B09_04F_003 | LKD | 1.26% |
| B09_04F_004 | Bedroom 1 | 3.53% |
| B09_04F_004 | Bedroom 2 | 3.56% |
| B09_04F_004 | LKD | 0.90% |
| B09_04F_005 | Bedroom 1 | 3.95% |
| B09_04F_005 | Bedroom 2 | 3.77% |
| B09_04F_005 | LKD | 1.69% |
| B09_04F_006 | Bedroom 1 | 3.52% |
| B09_04F_006 | Bedroom 2 | 3.58% |
| B09_04F_006 | LKD | 1.98% |
| B09_04F_007 | Bedroom 1 | 1.63% |
| B09_04F_007 | LKD | 3.84% |
| B09_04F_008 | Bedroom 1 | 1.54% |
| B09_04F_008 | LKD | 3.53% |
| B09_04F_009 | Bedroom 1 | 1.63% |
| B09_04F_009 | LKD | 3.68% |

The following ADF target values should be considered when reading the above table of results: 2% for kitchens, 1.5% for living rooms and 1% for bedrooms. In LKDs, the higher target value of 2.0% should be applied. Consideration should be given to the methodology section of this report, specifically "Recommended Minimum ADF" on page 17, when reviewing these results. The circa compliance rates across the entire scheme can be found in section 8.2.2 on page 243.



Figure 7.88: Floor plan of assessed building (L), Keyplan highlighting the assessed building (R).



7.2.88 Fifth Floor, Block 09

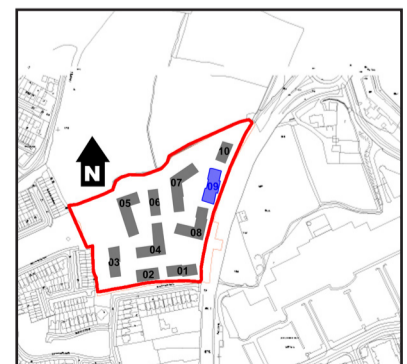
Table No. 7.89: ADF Results Fifth Floor, Block 09

| Unit Number | Room Description | Predicted ADF Value |
|-------------|------------------|---------------------|
| B09_05F_001 | Bedroom 1 | 5.28% |
| B09_05F_001 | Bedroom 2 | 3.61% |
| B09_05F_001 | LKD | 4.06% |
| B09_05F_002 | Bedroom 1 | 3.85% |
| B09_05F_002 | Bedroom 2 | 3.75% |
| B09_05F_002 | LKD | 1.75% |
| B09_05F_003 | Bedroom 1 | 4.52% |
| B09_05F_003 | Bedroom 2 | 3.82% |
| B09_05F_003 | LKD | 1.45% |
| B09_05F_004 | Bedroom 1 | 3.54% |
| B09_05F_004 | Bedroom 2 | 3.58% |
| B09_05F_004 | LKD | 1.04% |
| B09_05F_005 | Bedroom 1 | 3.96% |
| B09_05F_005 | Bedroom 2 | 3.79% |
| B09_05F_005 | LKD | 1.94% |
| B09_05F_006 | Bedroom 1 | 3.52% |
| B09_05F_006 | Bedroom 2 | 3.58% |
| B09_05F_006 | LKD | 2.23% |
| B09_05F_007 | Bedroom 1 | 1.91% |
| B09_05F_007 | LKD | 4.12% |
| B09_05F_008 | Bedroom 1 | 1.77% |
| B09_05F_008 | LKD | 3.78% |
| B09_05F_009 | Bedroom 1 | 1.79% |
| B09_05F_009 | LKD | 3.93% |

The following ADF target values should be considered when reading the above table of results: 2% for kitchens, 1.5% for living rooms and 1% for bedrooms. In LKDs, the higher target value of 2.0% should be applied. Consideration should be given to the methodology section of this report, specifically "Recommended Minimum ADF" on page 17, when reviewing these results. The circa compliance rates across the entire scheme can be found in section 8.2.2 on page 243.



Figure 7.89: Floor plan of assessed building (L), Keyplan highlighting the assessed building (R).



7.2.89 Sixth Floor, Block 09

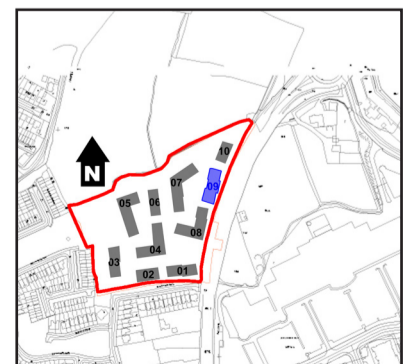
Table No. 7.90: ADF Results Sixth Floor, Block 09

| Unit Number | Room Description | Predicted ADF Value |
|-------------|------------------|---------------------|
| B09_06F_001 | Bedroom 1 | 5.56% |
| B09_06F_001 | Bedroom 2 | 3.62% |
| B09_06F_001 | LKD | 4.46% |
| B09_06F_002 | Bedroom 1 | 3.86% |
| B09_06F_002 | Bedroom 2 | 3.75% |
| B09_06F_002 | LKD | 2.02% |
| B09_06F_003 | Bedroom 1 | 4.53% |
| B09_06F_003 | Bedroom 2 | 3.83% |
| B09_06F_003 | LKD | 1.68% |
| B09_06F_004 | Bedroom 1 | 3.54% |
| B09_06F_004 | Bedroom 2 | 3.58% |
| B09_06F_004 | LKD | 1.19% |
| B09_06F_005 | Bedroom 1 | 3.98% |
| B09_06F_005 | Bedroom 2 | 3.79% |
| B09_06F_005 | LKD | 2.21% |
| B09_06F_006 | Bedroom 1 | 3.52% |
| B09_06F_006 | Bedroom 2 | 3.57% |
| B09_06F_006 | LKD | 2.57% |
| B09_06F_007 | Bedroom 1 | 2.15% |
| B09_06F_007 | LKD | 4.37% |
| B09_06F_008 | Bedroom 1 | 2.02% |
| B09_06F_008 | LKD | 4.04% |
| B09_06F_009 | Bedroom 1 | 2.05% |
| B09_06F_009 | LKD | 4.20% |

The following ADF target values should be considered when reading the above table of results: 2% for kitchens, 1.5% for living rooms and 1% for bedrooms. In LKDs, the higher target value of 2.0% should be applied. Consideration should be given to the methodology section of this report, specifically "Recommended Minimum ADF" on page 17, when reviewing these results. The circa compliance rates across the entire scheme can be found in section 8.2.2 on page 243.



Figure 7.90: Floor plan of assessed building (L), Keyplan highlighting the assessed building (R).



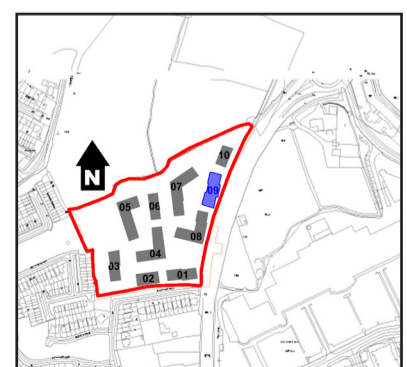
7.2.90 Seventh Floor, Block 09

| Table No. 7.91: ADF Results Seventh Floor, Block 09 | | |
|---|------------------|---------------------|
| Unit Number | Room Description | Predicted ADF Value |
| B09_07F_001 | Bedroom 1 | 5.80% |
| B09_07F_001 | Bedroom 2 | 3.62% |
| B09_07F_001 | LKD | 4.84% |
| B09_07F_002 | Bedroom 1 | 3.87% |
| B09_07F_002 | Bedroom 2 | 3.77% |
| B09_07F_002 | LKD | 2.31% |
| B09_07F_003 | Bedroom 1 | 4.54% |
| B09_07F_003 | Bedroom 2 | 3.83% |
| B09_07F_003 | LKD | 1.90% |
| B09_07F_004 | Bedroom 1 | 4.40% |
| B09_07F_004 | Bedroom 2 | 3.58% |
| B09_07F_004 | LKD | 2.51% |
| B09_07F_005 | Bedroom 1 | 4.33% |
| B09_07F_005 | Bedroom 2 | 3.67% |
| B09_07F_005 | Bedroom 3 | 4.96% |
| B09_07F_005 | LKD | 4.13% |
| B09_07F_006 | Bedroom 1 | 2.23% |
| B09_07F_006 | LKD | 4.27% |
| B09_07F_007 | Bedroom 1 | 2.32% |
| B09_07F_007 | LKD | 4.48% |

The following ADF target values should be considered when reading the above table of results: 2% for kitchens, 1.5% for living rooms and 1% for bedrooms. In LKDs, the higher target value of 2.0% should be applied. Consideration should be given to the methodology section of this report, specifically "Recommended Minimum ADF" on page 17, when reviewing these results. The circa compliance rates across the entire scheme can be found in section 8.2.2 on page 243.



Figure 7.91: Floor plan of assessed building (L), Keyplan highlighting the assessed building (R).



7.2.91 Eighth Floor, Block 09

Table No. 7.92: ADF Results Eighth Floor, Block 09

| Unit Number | Room Description | Predicted ADF Value |
|-------------|------------------|---------------------|
| B09_08F_001 | Bedroom 1 | 5.93% |
| B09_08F_001 | Bedroom 2 | 3.63% |
| B09_08F_001 | LKD | 5.10% |
| B09_08F_002 | Bedroom 1 | 3.77% |
| B09_08F_002 | Bedroom 2 | 3.89% |
| B09_08F_002 | LKD | 2.56% |
| B09_08F_003 | Bedroom 1 | 4.80% |
| B09_08F_003 | Bedroom 2 | 4.02% |
| B09_08F_003 | LKD | 2.39% |
| B09_08F_004 | Bedroom 1 | 4.39% |
| B09_08F_004 | LKD | 4.81% |
| B09_08F_005 | Bedroom 1 | 2.51% |
| B09_08F_005 | LKD | 4.69% |

The following ADF target values should be considered when reading the above table of results: 2% for kitchens, 1.5% for living rooms and 1% for bedrooms. In LKDs, the higher target value of 2.0% should be applied. Consideration should be given to the methodology section of this report, specifically "Recommended Minimum ADF" on page 17, when reviewing these results. The circa compliance rates across the entire scheme can be found in section 8.2.2 on page 243.

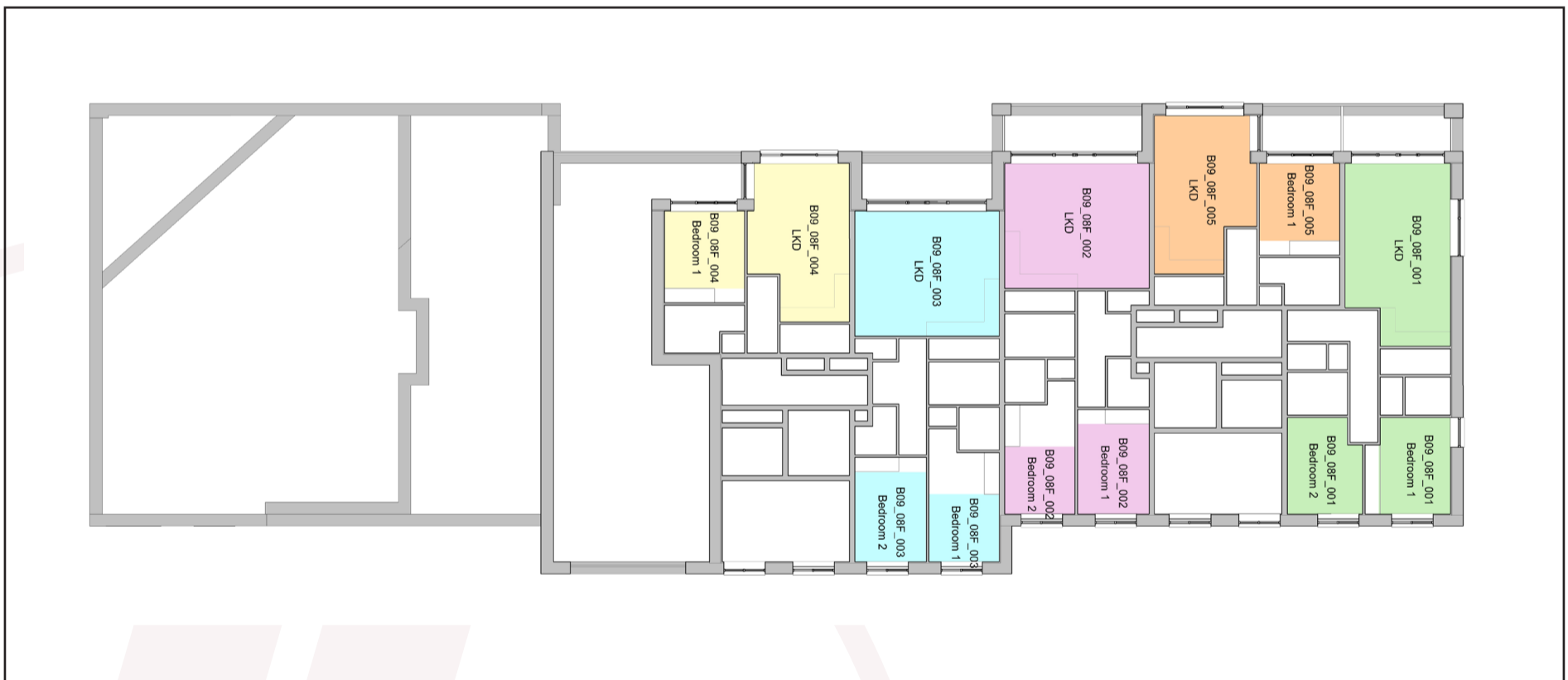
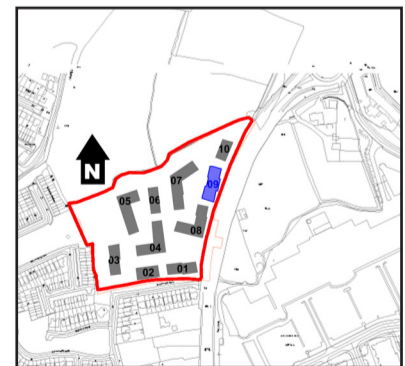


Figure 7.92: Floor plan of assessed building (L), Keyplan highlighting the assessed building (R).



7.2.92 Ninth Floor, Block 09

| Unit Number | Room Description | Predicted ADF Value |
|-------------|------------------|---------------------|
| B09_09F_001 | Bedroom 1 | 5.94% |
| B09_09F_001 | Bedroom 2 | 3.57% |
| B09_09F_001 | LKD | 5.52% |
| B09_09F_002 | Bedroom 1 | 3.73% |
| B09_09F_002 | Bedroom 2 | 4.14% |
| B09_09F_002 | LKD | 3.70% |
| B09_09F_003 | Bedroom 1 | 3.21% |
| B09_09F_003 | LKD | 5.17% |

The following ADF target values should be considered when reading the above table of results: 2% for kitchens, 1.5% for living rooms and 1% for bedrooms. In LKDs, the higher target value of 2.0% should be applied. Consideration should be given to the methodology section of this report, specifically "Recommended Minimum ADF" on page 17, when reviewing these results. The circa compliance rates across the entire scheme can be found in section 8.2.2 on page 243.

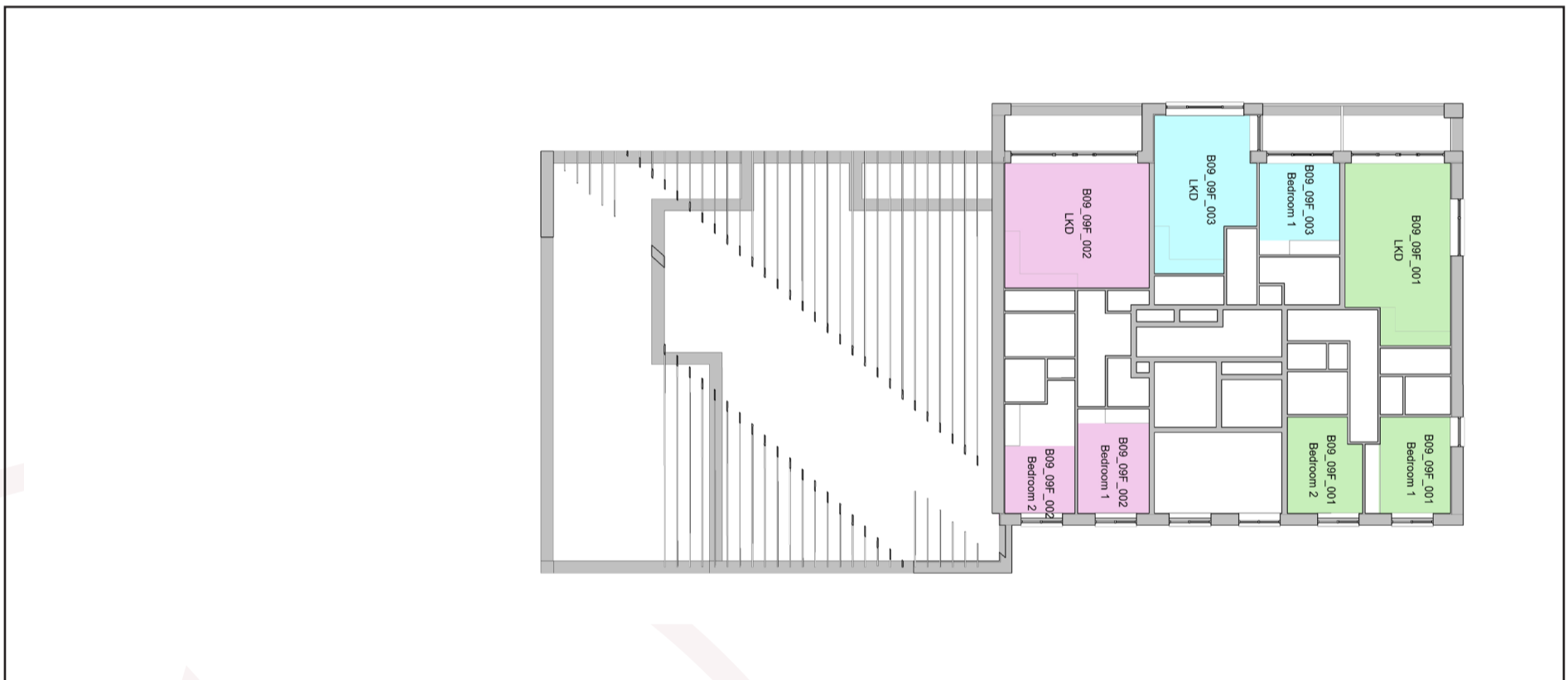
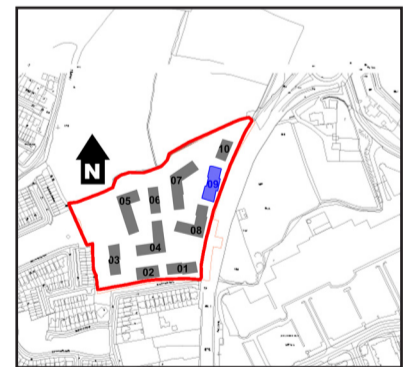


Figure 7.93: Floor plan of assessed building (L), Keyplan highlighting the assessed building (R).



7.2.93 Ground Floor, Block 10

| Unit Number | Room Description | Predicted ADF Value |
|-------------|------------------|---------------------|
| B10_OGF_001 | Bedroom 1 | 2.48% |
| B10_OGF_001 | Bedroom 2 | 4.94% |
| B10_OGF_001 | Bedroom 3 | 5.62% |
| B10_OGF_001 | LKD | 5.87% |
| B10_OGF_002 | Bedroom 1 | 5.14% |
| B10_OGF_002 | Bedroom 2 | 4.57% |
| B10_OGF_002 | LKD | 4.45% |
| B10_OGF_003 | Bedroom 1 | 2.77% |
| B10_OGF_003 | LKD | 5.81% |
| B10_OGF_004 | Bedroom 1 | 2.35% |
| B10_OGF_004 | Bedroom 2 | 3.08% |
| B10_OGF_004 | LKD | 5.55% |

The following ADF target values should be considered when reading the above table of results: 2% for kitchens, 1.5% for living rooms and 1% for bedrooms. In LKDs, the higher target value of 2.0% should be applied. Consideration should be given to the methodology section of this report, specifically "Recommended Minimum ADF" on page 17, when reviewing these results. The circa compliance rates across the entire scheme can be found in section 8.2.2 on page 243.



Figure 7.94: Floor plan of assessed building (L), Keyplan highlighting the assessed building (R).

7.2.94 First Floor, Block 10

| Unit Number | Room Description | Predicted ADF Value |
|-------------|------------------|---------------------|
| B10_01F_001 | Bedroom 1 | 2.02% |
| B10_01F_001 | Bedroom 2 | 4.58% |
| B10_01F_001 | Bedroom 3 | 5.23% |
| B10_01F_001 | LKD | 5.01% |
| B10_01F_002 | Bedroom 1 | 4.65% |
| B10_01F_002 | Bedroom 2 | 5.32% |
| B10_01F_002 | LKD | 3.84% |
| B10_01F_003 | Bedroom 1 | 2.45% |
| B10_01F_003 | Bedroom 2 | 2.98% |
| B10_01F_003 | LKD | 3.94% |
| B10_01F_004 | Bedroom 1 | 2.15% |
| B10_01F_004 | LKD | 5.08% |
| B10_01F_005 | Bedroom 1 | 1.91% |
| B10_01F_005 | Bedroom 2 | 2.50% |
| B10_01F_005 | LKD | 4.84% |

The following ADF target values should be considered when reading the above table of results: 2% for kitchens, 1.5% for living rooms and 1% for bedrooms. In LKDs, the higher target value of 2.0% should be applied. Consideration should be given to the methodology section of this report, specifically "Recommended Minimum ADF" on page 17, when reviewing these results. The circa compliance rates across the entire scheme can be found in section 8.2.2 on page 243.

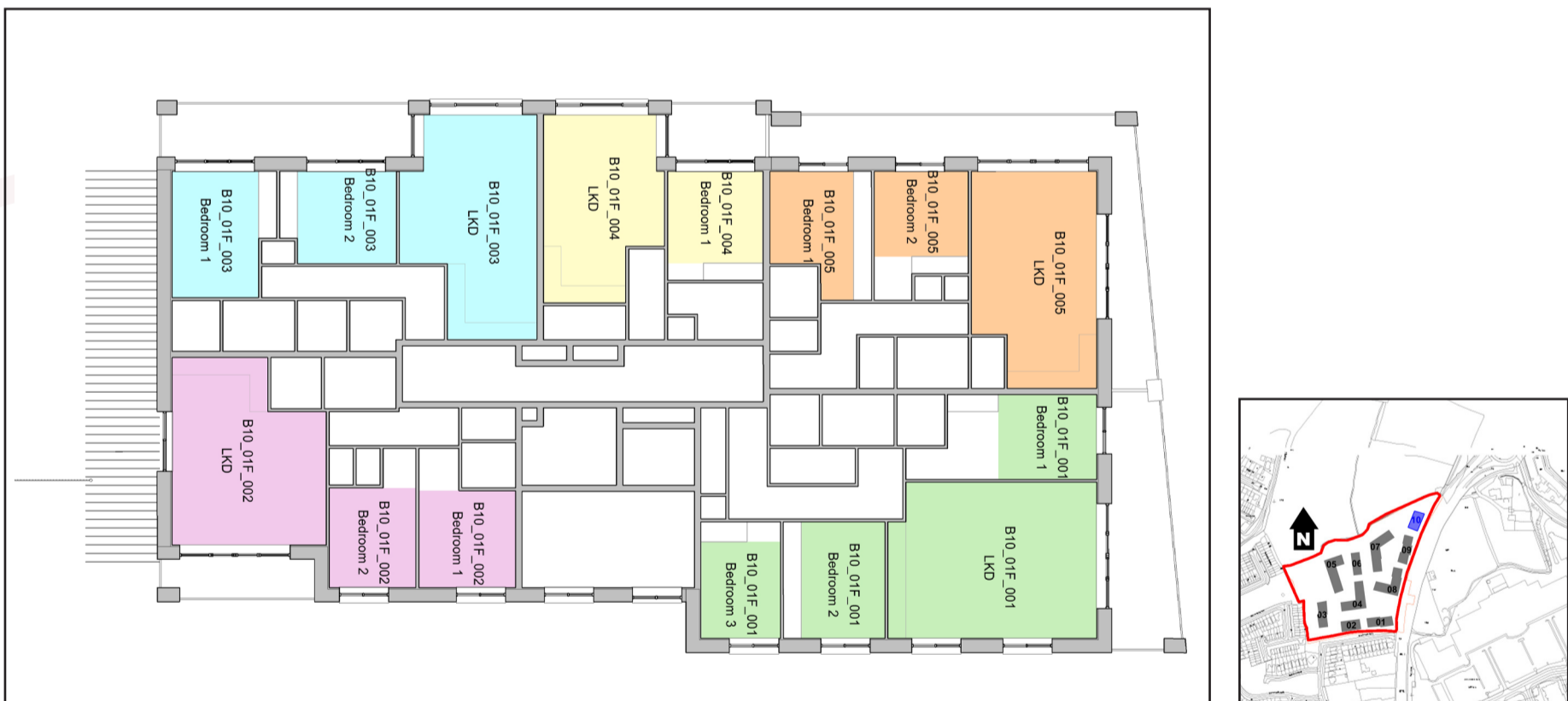


Figure 7.95: Floor plan of assessed building (L), Keyplan highlighting the assessed building (R).

7.2.95 Second Floor, Block 10

Table No. 7.96: ADF Results Second Floor, Block 10

| Unit Number | Room Description | Predicted ADF Value |
|-------------|------------------|---------------------|
| B10_02F_001 | Bedroom 1 | 2.04% |
| B10_02F_001 | Bedroom 2 | 4.72% |
| B10_02F_001 | Bedroom 3 | 5.38% |
| B10_02F_001 | LKD | 5.13% |
| B10_02F_002 | Bedroom 1 | 4.23% |
| B10_02F_002 | Bedroom 2 | 5.26% |
| B10_02F_002 | LKD | 3.98% |
| B10_02F_003 | Bedroom 1 | 2.52% |
| B10_02F_003 | Bedroom 2 | 3.08% |
| B10_02F_003 | LKD | 4.21% |
| B10_02F_004 | Bedroom 1 | 2.21% |
| B10_02F_004 | LKD | 5.18% |
| B10_02F_005 | Bedroom 1 | 1.98% |
| B10_02F_005 | Bedroom 2 | 2.58% |
| B10_02F_005 | LKD | 4.96% |

The following ADF target values should be considered when reading the above table of results: 2% for kitchens, 1.5% for living rooms and 1% for bedrooms. In LKDs, the higher target value of 2.0% should be applied. Consideration should be given to the methodology section of this report, specifically "Recommended Minimum ADF" on page 17, when reviewing these results. The circa compliance rates across the entire scheme can be found in section 8.2.2 on page 243.



Figure 7.96: Floor plan of assessed building (L), Keyplan highlighting the assessed building (R).

7.2.96 Third Floor, Block 10

Table No. 7.97: ADF Results Third Floor, Block 10

| Unit Number | Room Description | Predicted ADF Value |
|-------------|------------------|---------------------|
| B10_03F_001 | Bedroom 1 | 1.86% |
| B10_03F_001 | Bedroom 2 | 4.79% |
| B10_03F_001 | Bedroom 3 | 5.47% |
| B10_03F_001 | LKD | 5.20% |
| B10_03F_002 | Bedroom 1 | 4.33% |
| B10_03F_002 | Bedroom 2 | 5.40% |
| B10_03F_002 | LKD | 3.83% |
| B10_03F_003 | Bedroom 1 | 2.52% |
| B10_03F_003 | Bedroom 2 | 3.05% |
| B10_03F_003 | LKD | 4.05% |
| B10_03F_004 | Bedroom 1 | 2.25% |
| B10_03F_004 | LKD | 5.21% |
| B10_03F_005 | Bedroom 1 | 2.03% |
| B10_03F_005 | Bedroom 2 | 2.61% |
| B10_03F_005 | LKD | 4.96% |

The following ADF target values should be considered when reading the above table of results: 2% for kitchens, 1.5% for living rooms and 1% for bedrooms. In LKDs, the higher target value of 2.0% should be applied. Consideration should be given to the methodology section of this report, specifically "Recommended Minimum ADF" on page 17, when reviewing these results. The circa compliance rates across the entire scheme can be found in section 8.2.2 on page 243.



Figure 7.97: Floor plan of assessed building (L), Keyplan highlighting the assessed building (R).

7.2.97 Fourth Floor, Block 10

Table No. 7.98: ADF Results Fourth Floor, Block 10

| Unit Number | Room Description | Predicted ADF Value |
|-------------|------------------|---------------------|
| B10_04F_001 | Bedroom 1 | 1.87% |
| B10_04F_001 | Bedroom 2 | 4.85% |
| B10_04F_001 | Bedroom 3 | 5.54% |
| B10_04F_001 | LKD | 5.28% |
| B10_04F_002 | Bedroom 1 | 4.40% |
| B10_04F_002 | Bedroom 2 | 5.46% |
| B10_04F_002 | LKD | 3.86% |
| B10_04F_003 | Bedroom 1 | 2.58% |
| B10_04F_003 | Bedroom 2 | 3.10% |
| B10_04F_003 | LKD | 4.11% |
| B10_04F_004 | Bedroom 1 | 2.30% |
| B10_04F_004 | LKD | 5.30% |
| B10_04F_005 | Bedroom 1 | 2.09% |
| B10_04F_005 | Bedroom 2 | 2.69% |
| B10_04F_005 | LKD | 5.14% |

The following ADF target values should be considered when reading the above table of results: 2% for kitchens, 1.5% for living rooms and 1% for bedrooms. In LKDs, the higher target value of 2.0% should be applied. Consideration should be given to the methodology section of this report, specifically "Recommended Minimum ADF" on page 17, when reviewing these results. The circa compliance rates across the entire scheme can be found in section 8.2.2 on page 243.



Figure 7.98: Floor plan of assessed building (L), Keyplan highlighting the assessed building (R).

7.2.98 Fifth Floor, Block 10

Table No. 7.99: ADF Results Fifth Floor, Block 10

| Unit Number | Room Description | Predicted ADF Value |
|-------------|------------------|---------------------|
| B10_05F_001 | Bedroom 1 | 1.89% |
| B10_05F_001 | Bedroom 2 | 4.88% |
| B10_05F_001 | Bedroom 3 | 5.56% |
| B10_05F_001 | LKD | 5.33% |
| B10_05F_002 | Bedroom 1 | 4.44% |
| B10_05F_002 | Bedroom 2 | 5.51% |
| B10_05F_002 | LKD | 3.92% |
| B10_05F_003 | Bedroom 1 | 2.64% |
| B10_05F_003 | Bedroom 2 | 3.14% |
| B10_05F_003 | LKD | 4.18% |
| B10_05F_004 | Bedroom 1 | 2.34% |
| B10_05F_004 | LKD | 5.39% |
| B10_05F_005 | Bedroom 1 | 2.13% |
| B10_05F_005 | Bedroom 2 | 2.73% |
| B10_05F_005 | LKD | 5.27% |

The following ADF target values should be considered when reading the above table of results: 2% for kitchens, 1.5% for living rooms and 1% for bedrooms. In LKDs, the higher target value of 2.0% should be applied. Consideration should be given to the methodology section of this report, specifically "Recommended Minimum ADF" on page 17, when reviewing these results. The circa compliance rates across the entire scheme can be found in section 8.2.2 on page 243.



Figure 7.99: Floor plan of assessed building (L), Keyplan highlighting the assessed building (R).

7.2.99 Sixth Floor, Block 10

| Table No. 7.100: ADF Results Sixth Floor, Block 10 | | |
|--|------------------|---------------------|
| Unit Number | Room Description | Predicted ADF Value |
| B10_06F_001 | Bedroom 1 | 1.92% |
| B10_06F_001 | Bedroom 2 | 4.88% |
| B10_06F_001 | Bedroom 3 | 5.58% |
| B10_06F_001 | LKD | 5.36% |
| B10_06F_002 | Bedroom 1 | 4.46% |
| B10_06F_002 | Bedroom 2 | 5.51% |
| B10_06F_002 | LKD | 3.98% |
| B10_06F_003 | Bedroom 1 | 2.70% |
| B10_06F_003 | Bedroom 2 | 3.21% |
| B10_06F_003 | LKD | 4.25% |
| B10_06F_004 | Bedroom 1 | 2.38% |
| B10_06F_004 | LKD | 5.47% |
| B10_06F_005 | Bedroom 1 | 2.17% |
| B10_06F_005 | Bedroom 2 | 2.78% |
| B10_06F_005 | LKD | 5.36% |

The following ADF target values should be considered when reading the above table of results: 2% for kitchens, 1.5% for living rooms and 1% for bedrooms. In LKDs, the higher target value of 2.0% should be applied. Consideration should be given to the methodology section of this report, specifically "Recommended Minimum ADF" on page 17, when reviewing these results. The circa compliance rates across the entire scheme can be found in section 8.2.2 on page 243.



Figure 7.100: Floor plan of assessed building (L), Keyplan highlighting the assessed building (R).

7.2.100 Seventh Floor, Block 10

| Table No. 7.101: ADF Results Seventh Floor, Block 10 | | |
|--|------------------|---------------------|
| Unit Number | Room Description | Predicted ADF Value |
| B10_07F_001 | Bedroom 1 | 1.93% |
| B10_07F_001 | Bedroom 2 | 4.88% |
| B10_07F_001 | Bedroom 3 | 5.59% |
| B10_07F_001 | LKD | 5.38% |
| B10_07F_002 | Bedroom 1 | 4.47% |
| B10_07F_002 | Bedroom 2 | 5.53% |
| B10_07F_002 | LKD | 4.10% |
| B10_07F_003 | Bedroom 1 | 2.77% |
| B10_07F_003 | Bedroom 2 | 3.28% |
| B10_07F_003 | LKD | 4.32% |
| B10_07F_004 | Bedroom 1 | 2.41% |
| B10_07F_004 | LKD | 5.53% |
| B10_07F_005 | Bedroom 1 | 2.21% |
| B10_07F_005 | Bedroom 2 | 2.83% |
| B10_07F_005 | LKD | 5.42% |

The following ADF target values should be considered when reading the above table of results: 2% for kitchens, 1.5% for living rooms and 1% for bedrooms. In LKDs, the higher target value of 2.0% should be applied. Consideration should be given to the methodology section of this report, specifically "Recommended Minimum ADF" on page 17, when reviewing these results. The circa compliance rates across the entire scheme can be found in section 8.2.2 on page 243.



Figure 7.101: Floor plan of assessed building (L), Keyplan highlighting the assessed building (R).

7.2.101 Eighth Floor, Block 10

| Unit Number | Room Description | Predicted ADF Value |
|-------------|------------------|---------------------|
| B10_08F_001 | Bedroom 1 | 3.08% |
| B10_08F_001 | Bedroom 2 | 4.88% |
| B10_08F_001 | Bedroom 3 | 5.59% |
| B10_08F_001 | LKD | 6.29% |
| B10_08F_002 | Bedroom 1 | 4.54% |
| B10_08F_002 | Bedroom 2 | 5.65% |
| B10_08F_002 | LKD | 4.31% |
| B10_08F_003 | Bedroom 1 | 3.46% |
| B10_08F_003 | Bedroom 2 | 4.27% |
| B10_08F_003 | LKD | 4.61% |
| B10_08F_004 | Bedroom 1 | 2.53% |
| B10_08F_004 | LKD | 5.63% |
| B10_08F_004 | LKD | 7.52% |
| B10_08F_005 | Bedroom 1 | 3.54% |
| B10_08F_005 | Bedroom 2 | 4.47% |

The following ADF target values should be considered when reading the above table of results: 2% for kitchens, 1.5% for living rooms and 1% for bedrooms. In LKDs, the higher target value of 2.0% should be applied. Consideration should be given to the methodology section of this report, specifically "Recommended Minimum ADF" on page 17, when reviewing these results. The circa compliance rates across the entire scheme can be found in section 8.2.2 on page 243.



Figure 7.102: Floor plan of assessed building (L), Keyplan highlighting the assessed building (R).

7.2.102 Nineth Floor, Block 10

Table No. 7.103: ADF Results Nineth Floor, Block 10

| Unit Number | Room Description | Predicted ADF Value |
|-------------|------------------|---------------------|
| B10_09F_001 | Bedroom 1 | 4.63% |
| B10_09F_001 | Bedroom 2 | 6.33% |
| B10_09F_001 | LKD | 4.86% |

The following ADF target values should be considered when reading the above table of results: 2% for kitchens, 1.5% for living rooms and 1% for bedrooms. In LKDs, the higher target value of 2.0% should be applied. Consideration should be given to the methodology section of this report, specifically "Recommended Minimum ADF" on page 17, when reviewing these results. The circa compliance rates across the entire scheme can be found in section 8.2.2 on page 243.

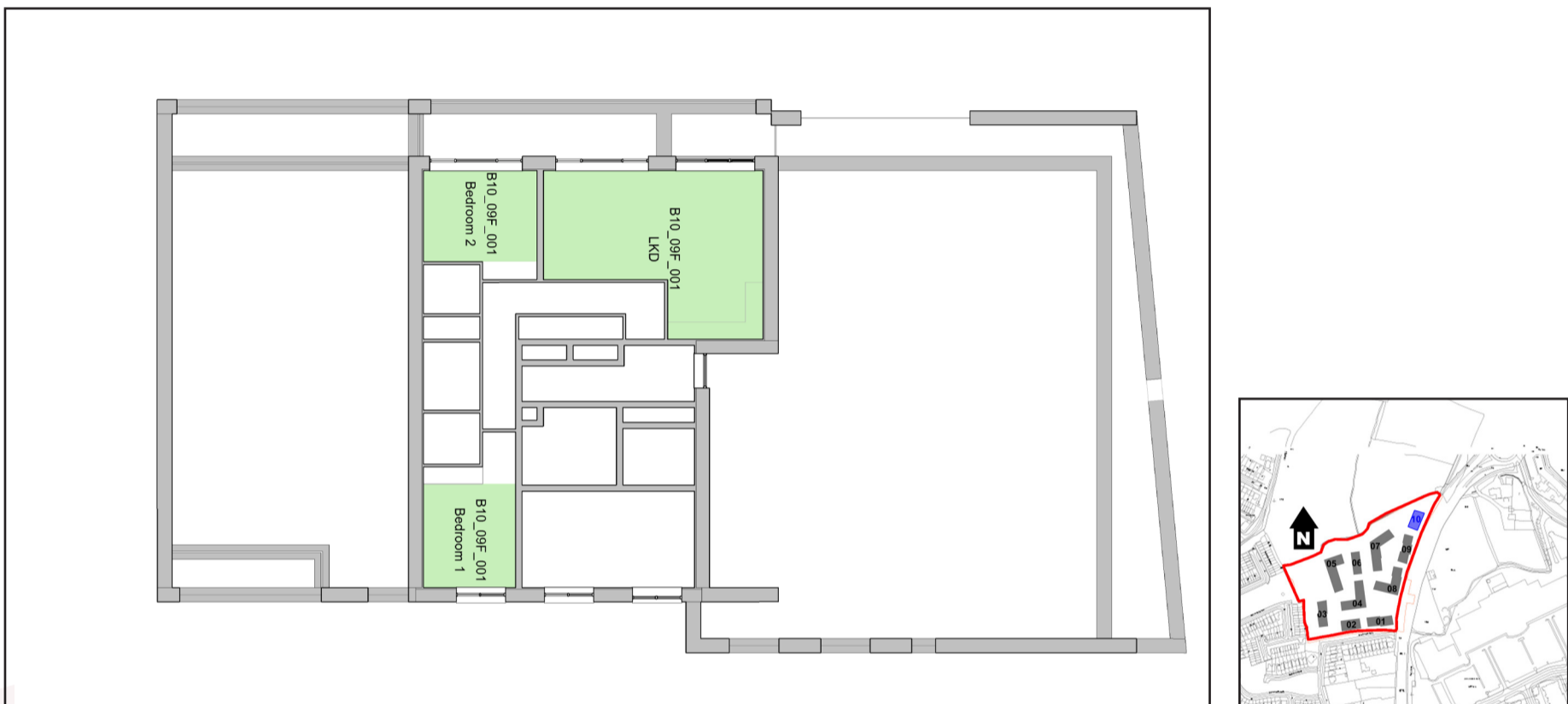


Figure 7.103: Floor plan of assessed building (L), Keyplan highlighting the assessed building (R).

7.3 Appendix Results - Alternative Daylight Standards

7.3.1 Block 01, First Floor

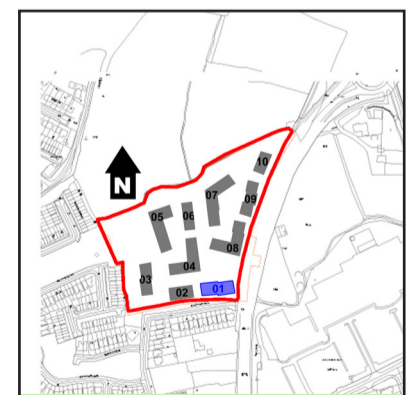
Table No. 7.104: Alternative Daylight Standards Results Block 01, First Floor

| Unit Number | Room Description | BS 8206-2 | | EN 17037 | | | BS_EN 17037 | |
|-------------|------------------|---------------|-----------------|---|---|-----------------|---|-----------------|
| | | Predicted ADF | Meets Criteria* | % of area above 300 Lux (recommendation >50%) | % of area above 100 Lux (recommendation >95%) | Meets Criteria* | % of area above target Lux* (recommendation >50%) | Meets Criteria* |
| B01_OGF_001 | Bedroom 1 | 3.34% | Yes | 100% | 100% | Yes | 100% | Yes |
| B01_OGF_001 | LKD | 5.82% | Yes | 100% | 100% | Yes | 100% | Yes |
| B01_OGF_002 | Bedroom 1 | 3.58% | Yes | 85% | 100% | Yes | 100% | Yes |
| B01_OGF_002 | Bedroom 2 | 4.32% | Yes | 100% | 100% | Yes | 100% | Yes |
| B01_OGF_002 | LKD | 2.94% | Yes | 60% | 100% | Yes | 88% | Yes |
| B01_OGF_003 | Bedroom 1 | 3.72% | Yes | 98% | 100% | Yes | 100% | Yes |
| B01_OGF_003 | Bedroom 2 | 4.22% | Yes | 100% | 100% | Yes | 100% | Yes |
| B01_OGF_003 | LKD | 2.40% | Yes | 48% | 100% | No | 82% | Yes |
| B01_OGF_004 | Bedroom 1 | 3.17% | Yes | 100% | 100% | Yes | 100% | Yes |
| B01_OGF_004 | LKD | 5.63% | Yes | 100% | 100% | Yes | 100% | Yes |
| B01_OGF_005 | Bedroom 1 | 4.66% | Yes | 100% | 100% | Yes | 100% | Yes |
| B01_OGF_005 | Bedroom 2 | 3.86% | Yes | 100% | 100% | Yes | 100% | Yes |
| B01_OGF_005 | LKD | 4.83% | Yes | 79% | 100% | Yes | 92% | Yes |

*For information regarding the criteria under the various guidelines please refer to section 3.0 on page 12.



Figure 7.104: Floor plan of assessed building (L), Keyplan highlighting the assessed building (R).



7.3.2 Block 01, First Floor

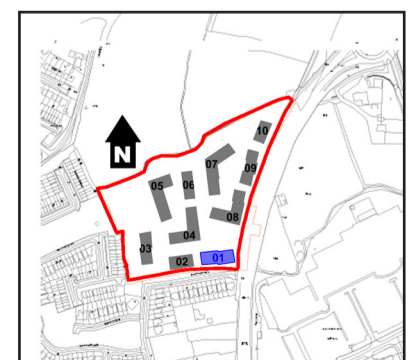
Table No. 7.105: Alternative Daylight Standards Results Block 01, First Floor

| Unit Number | Room Description | BS 8206-2 | | EN 17037 | | | BS_EN 17037 | |
|-------------|------------------|---------------|-----------------|---|---|-----------------|---|-----------------|
| | | Predicted ADF | Meets Criteria* | % of area above 300 Lux (recommendation >50%) | % of area above 100 Lux (recommendation >95%) | Meets Criteria* | % of area above target Lux* (recommendation >50%) | Meets Criteria* |
| B01_01F_001 | Bedroom 1 | 4.73% | Yes | 100% | 100% | Yes | 100% | Yes |
| B01_01F_001 | Bedroom 2 | 2.94% | Yes | 92% | 100% | Yes | 100% | Yes |
| B01_01F_001 | LKD | 4.69% | Yes | 76% | 100% | Yes | 87% | Yes |
| B01_01F_002 | Bedroom 1 | 2.29% | Yes | 59% | 100% | Yes | 100% | Yes |
| B01_01F_002 | LKD | 5.71% | Yes | 90% | 100% | Yes | 100% | Yes |
| B01_01F_003 | Bedroom 1 | 3.67% | Yes | 74% | 100% | Yes | 100% | Yes |
| B01_01F_003 | Bedroom 2 | 4.43% | Yes | 96% | 100% | Yes | 100% | Yes |
| B01_01F_003 | LKD | 2.28% | Yes | 46% | 100% | No | 77% | Yes |
| B01_01F_004 | Bedroom 1 | 3.88% | Yes | 82% | 100% | Yes | 100% | Yes |
| B01_01F_004 | Bedroom 2 | 4.40% | Yes | 97% | 100% | Yes | 100% | Yes |
| B01_01F_004 | LKD | 1.95% | No | 39% | 100% | No | 65% | Yes |
| B01_01F_005 | Bedroom 1 | 2.33% | Yes | 59% | 100% | Yes | 100% | Yes |
| B01_01F_005 | LKD | 5.44% | Yes | 87% | 100% | Yes | 100% | Yes |
| B01_01F_006 | Bedroom 1 | 4.04% | Yes | 100% | 100% | Yes | 100% | Yes |
| B01_01F_006 | Bedroom 2 | 2.88% | Yes | 94% | 100% | Yes | 100% | Yes |
| B01_01F_006 | LKD | 4.56% | Yes | 75% | 100% | Yes | 84% | Yes |
| B01_01F_007 | Bedroom 1 | 4.24% | Yes | 100% | 100% | Yes | 100% | Yes |
| B01_01F_007 | Bedroom 2 | 4.36% | Yes | 100% | 100% | Yes | 100% | Yes |
| B01_01F_007 | LKD | 4.52% | Yes | 100% | 100% | Yes | 100% | Yes |
| B01_01F_008 | Bedroom 1 | 4.78% | Yes | 100% | 100% | Yes | 100% | Yes |
| B01_01F_008 | Bedroom 2 | 4.81% | Yes | 100% | 100% | Yes | 100% | Yes |
| B01_01F_008 | LKD | 6.15% | Yes | 100% | 100% | Yes | 100% | Yes |

*For information regarding the criteria under the various guidelines please refer to section 3.0 on page 12.



Figure 7.105: Floor plan of assessed building (L), Keyplan highlighting the assessed building (R).



7.3.3 Block 01, Second Floor

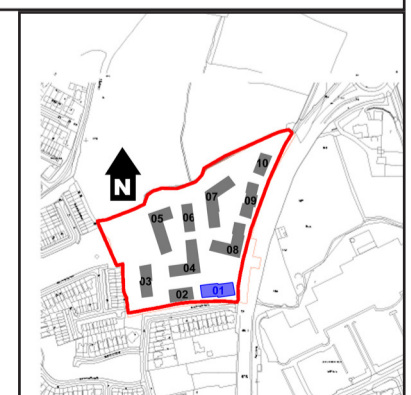
Table No. 7.106: Alternative Daylight Standards Results Block 01, First Floor

| Unit Number | Room Description | BS 8206-2 | | EN 17037 | | | BS_EN 17037 | |
|-------------|------------------|---------------|-----------------|---|---|-----------------|---|-----------------|
| | | Predicted ADF | Meets Criteria* | % of area above 300 Lux (recommendation >50%) | % of area above 100 Lux (recommendation >95%) | Meets Criteria* | % of area above target Lux* (recommendation >50%) | Meets Criteria* |
| B01_02F_001 | Bedroom 1 | 4.91% | Yes | 100% | 100% | Yes | 100% | Yes |
| B01_02F_001 | Bedroom 2 | 3.02% | Yes | 97% | 100% | Yes | 100% | Yes |
| B01_02F_001 | LKD | 4.79% | Yes | 77% | 100% | Yes | 89% | Yes |
| B01_02F_002 | Bedroom 1 | 2.34% | Yes | 63% | 100% | Yes | 100% | Yes |
| B01_02F_002 | LKD | 5.82% | Yes | 91% | 100% | Yes | 100% | Yes |
| B01_02F_003 | Bedroom 1 | 3.83% | Yes | 83% | 100% | Yes | 100% | Yes |
| B01_02F_003 | Bedroom 2 | 4.62% | Yes | 100% | 100% | Yes | 100% | Yes |
| B01_02F_003 | LKD | 2.34% | Yes | 50% | 100% | Yes | 79% | Yes |
| B01_02F_004 | Bedroom 1 | 4.03% | Yes | 88% | 100% | Yes | 100% | Yes |
| B01_02F_004 | Bedroom 2 | 4.56% | Yes | 99% | 100% | Yes | 100% | Yes |
| B01_02F_004 | LKD | 2.03% | Yes | 41% | 100% | No | 69% | Yes |
| B01_02F_005 | Bedroom 1 | 2.42% | Yes | 66% | 100% | Yes | 100% | Yes |
| B01_02F_005 | LKD | 5.61% | Yes | 93% | 100% | Yes | 100% | Yes |
| B01_02F_006 | Bedroom 1 | 4.35% | Yes | 100% | 100% | Yes | 100% | Yes |
| B01_02F_006 | Bedroom 2 | 3.00% | Yes | 100% | 100% | Yes | 100% | Yes |
| B01_02F_006 | LKD | 4.70% | Yes | 77% | 100% | Yes | 87% | Yes |
| B01_02F_007 | Bedroom 1 | 4.52% | Yes | 100% | 100% | Yes | 100% | Yes |
| B01_02F_007 | Bedroom 2 | 4.41% | Yes | 100% | 100% | Yes | 100% | Yes |
| B01_02F_007 | LKD | 4.82% | Yes | 100% | 100% | Yes | 100% | Yes |
| B01_02F_008 | Bedroom 1 | 4.99% | Yes | 100% | 100% | Yes | 100% | Yes |
| B01_02F_008 | Bedroom 2 | 4.98% | Yes | 100% | 100% | Yes | 100% | Yes |
| B01_02F_008 | LKD | 6.35% | Yes | 100% | 100% | Yes | 100% | Yes |

*For information regarding the criteria under the various guidelines please refer to section 3.0 on page 12.



Figure 7.106: Floor plan of assessed building (L), Keyplan highlighting the assessed building (R).



7.3.4 Block 01, Third Floor

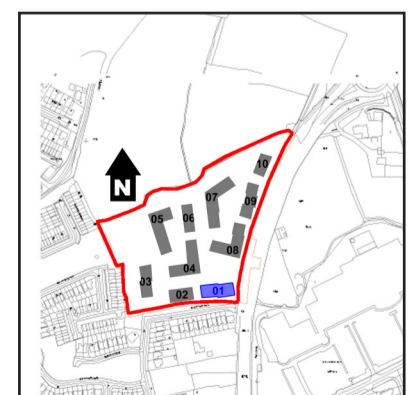
Table No. 7.107: Alternative Daylight Standards Results Block 01, Third Floor

| Unit Number | Room Description | BS 8206-2 | | EN 17037 | | | BS_EN 17037 | |
|-------------|------------------|---------------|-----------------|---|---|-----------------|---|-----------------|
| | | Predicted ADF | Meets Criteria* | % of area above 300 Lux (recommendation >50%) | % of area above 100 Lux (recommendation >95%) | Meets Criteria* | % of area above target Lux* (recommendation >50%) | Meets Criteria* |
| B01_03F_001 | Bedroom 1 | 6.04% | Yes | 100% | 100% | Yes | 100% | Yes |
| B01_03F_001 | Bedroom 2 | 4.45% | Yes | 100% | 100% | Yes | 100% | Yes |
| B01_03F_001 | LKD | 5.13% | Yes | 79% | 100% | Yes | 88% | Yes |
| B01_03F_002 | Bedroom 1 | 3.63% | Yes | 98% | 100% | Yes | 100% | Yes |
| B01_03F_002 | LKD | 6.10% | Yes | 94% | 100% | Yes | 100% | Yes |
| B01_03F_003 | Bedroom 1 | 4.77% | Yes | 100% | 100% | Yes | 100% | Yes |
| B01_03F_003 | Bedroom 2 | 4.03% | Yes | 86% | 100% | Yes | 100% | Yes |
| B01_03F_003 | LKD | 3.88% | Yes | 74% | 100% | Yes | 98% | Yes |
| B01_03F_004 | Bedroom 1 | 4.70% | Yes | 100% | 100% | Yes | 100% | Yes |
| B01_03F_004 | Bedroom 2 | 4.13% | Yes | 94% | 100% | Yes | 100% | Yes |
| B01_03F_004 | LKD | 3.60% | Yes | 70% | 100% | Yes | 91% | Yes |
| B01_03F_005 | Bedroom 1 | 3.77% | Yes | 100% | 100% | Yes | 100% | Yes |
| B01_03F_005 | LKD | 5.88% | Yes | 97% | 100% | Yes | 100% | Yes |
| B01_03F_006 | Bedroom 1 | 5.64% | Yes | 100% | 100% | Yes | 100% | Yes |
| B01_03F_006 | Bedroom 2 | 4.47% | Yes | 100% | 100% | Yes | 100% | Yes |
| B01_03F_006 | LKD | 5.05% | Yes | 78% | 100% | Yes | 88% | Yes |
| B01_03F_007 | Bedroom 1 | 4.67% | Yes | 100% | 100% | Yes | 100% | Yes |
| B01_03F_007 | Bedroom 2 | 4.56% | Yes | 100% | 100% | Yes | 100% | Yes |
| B01_03F_007 | LKD | 6.41% | Yes | 100% | 100% | Yes | 100% | Yes |
| B01_03F_008 | Bedroom 1 | 5.10% | Yes | 100% | 100% | Yes | 100% | Yes |
| B01_03F_008 | Bedroom 2 | 5.11% | Yes | 100% | 100% | Yes | 100% | Yes |
| B01_03F_008 | LKD | 7.77% | Yes | 100% | 100% | Yes | 100% | Yes |

*For information regarding the criteria under the various guidelines please refer to section 3.0 on page 12.



Figure 7.107: Floor plan of assessed building (L), Keyplan highlighting the assessed building (R).



7.3.5 Block 02. Ground Floor

Table No. 7.108: Alternative Daylight Standards Results Block 02, Ground Floor

| Unit Number | Room Description | BS 8206-2 | | EN 17037 | | | BS_EN 17037 | |
|-------------|------------------|---------------|-----------------|---|---|-----------------|---|-----------------|
| | | Predicted ADF | Meets Criteria* | % of area above 300 Lux (recommendation >50%) | % of area above 100 Lux (recommendation >95%) | Meets Criteria* | % of area above target Lux* (recommendation >50%) | Meets Criteria* |
| B02_OGF_001 | Bedroom 1 | 3.56% | Yes | 100% | 100% | Yes | 100% | Yes |
| B02_OGF_001 | Bedroom 2 | 2.57% | Yes | 45% | 100% | No | 100% | Yes |
| B02_OGF_001 | LKD | 6.11% | Yes | 100% | 100% | Yes | 100% | Yes |
| B02_OGF_002 | Bedroom 1 | 3.25% | Yes | 100% | 100% | Yes | 100% | Yes |
| B02_OGF_002 | LKD | 5.71% | Yes | 100% | 100% | Yes | 100% | Yes |
| B02_OGF_003 | Bedroom 1 | 2.61% | Yes | 43% | 100% | No | 100% | Yes |
| B02_OGF_003 | Bedroom 2 | 2.50% | Yes | 40% | 100% | No | 100% | Yes |
| B02_OGF_003 | LKD | 2.74% | Yes | 73% | 100% | Yes | 95% | Yes |
| B02_OGF_004 | Bedroom 1 | 2.63% | Yes | 38% | 100% | No | 100% | Yes |
| B02_OGF_004 | Bedroom 2 | 2.81% | Yes | 50% | 100% | Yes | 100% | Yes |
| B02_OGF_004 | LKD | 2.70% | Yes | 72% | 100% | Yes | 96% | Yes |
| B02_OGF_005 | Bedroom 1 | 3.51% | Yes | 100% | 100% | Yes | 100% | Yes |
| B02_OGF_005 | LKD | 5.67% | Yes | 99% | 100% | Yes | 100% | Yes |

*For information regarding the criteria under the various guidelines please refer to section 3.0 on page 12.

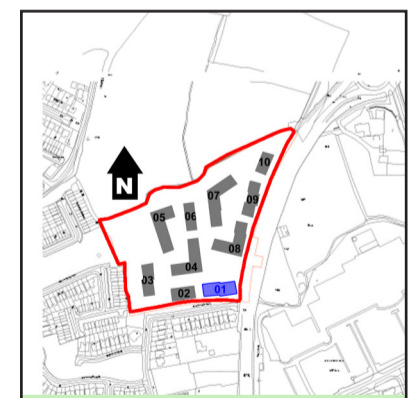
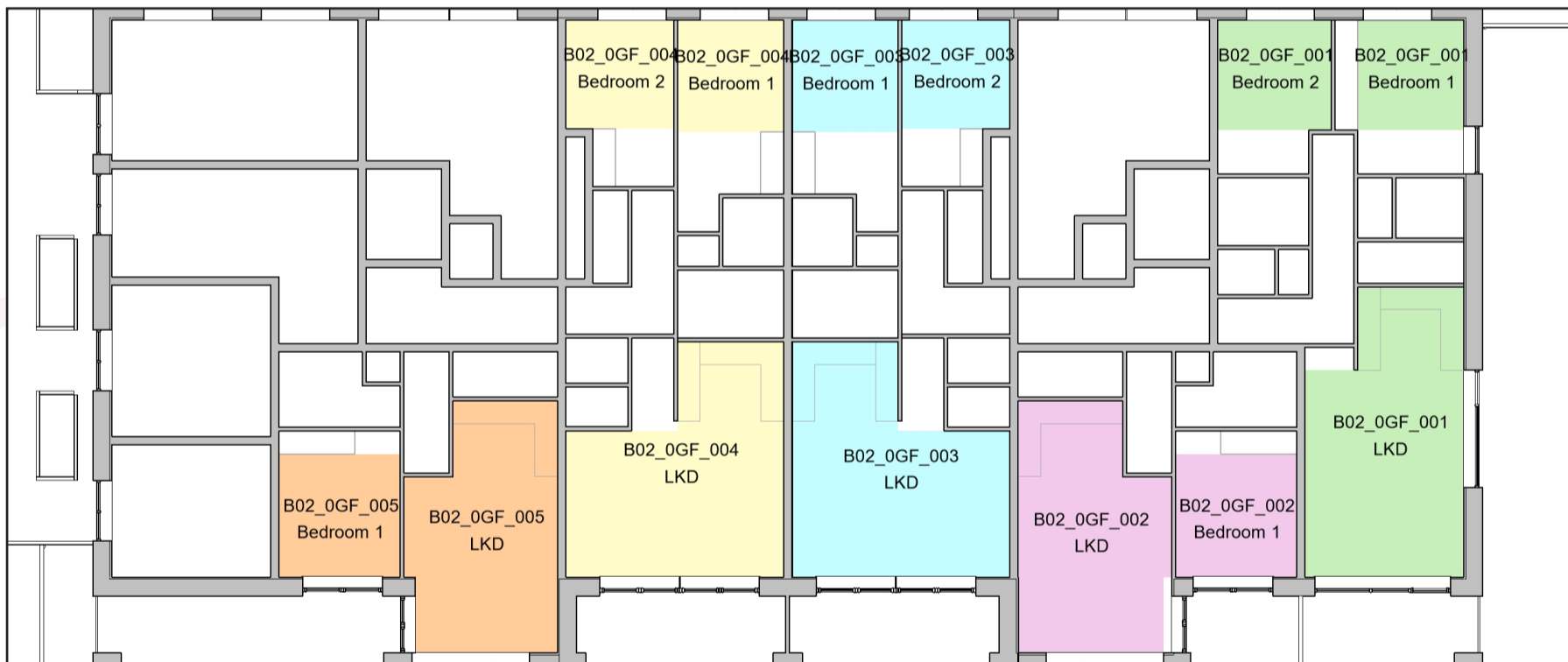


Figure 7.108: Floor plan of assessed building (L), Keyplan highlighting the assessed building (R).

7.3.6 Block 02, First Floor

Table No. 7.109: Alternative Daylight Standards Results Block 02, First Floor

| Unit Number | Room Description | BS 8206-2 | | EN 17037 | | | BS_EN 17037 | |
|-------------|------------------|---------------|-----------------|---|---|-----------------|---|-----------------|
| | | Predicted ADF | Meets Criteria* | % of area above 300 Lux (recommendation >50%) | % of area above 100 Lux (recommendation >95%) | Meets Criteria* | % of area above target Lux* (recommendation >50%) | Meets Criteria* |
| B02_01F_001 | Bedroom 1 | 3.93% | Yes | 100% | 100% | Yes | 100% | Yes |
| B02_01F_001 | Bedroom 2 | 2.93% | Yes | 57% | 100% | Yes | 100% | Yes |
| B02_01F_001 | LKD | 5.86% | Yes | 100% | 100% | Yes | 100% | Yes |
| B02_01F_002 | Bedroom 1 | 2.43% | Yes | 68% | 100% | Yes | 100% | Yes |
| B02_01F_002 | LKD | 5.32% | Yes | 90% | 100% | Yes | 100% | Yes |
| B02_01F_003 | Bedroom 1 | 3.02% | Yes | 55% | 100% | Yes | 100% | Yes |
| B02_01F_003 | Bedroom 2 | 2.93% | Yes | 50% | 100% | Yes | 100% | Yes |
| B02_01F_003 | LKD | 2.23% | Yes | 54% | 100% | Yes | 85% | Yes |
| B02_01F_004 | Bedroom 1 | 3.09% | Yes | 55% | 100% | Yes | 100% | Yes |
| B02_01F_004 | Bedroom 2 | 3.21% | Yes | 57% | 100% | Yes | 100% | Yes |
| B02_01F_004 | LKD | 2.20% | Yes | 52% | 100% | Yes | 84% | Yes |
| B02_01F_005 | Bedroom 1 | 2.22% | Yes | 55% | 100% | Yes | 100% | Yes |
| B02_01F_005 | LKD | 5.35% | Yes | 86% | 100% | Yes | 100% | Yes |
| B02_01F_006 | Bedroom 1 | 5.29% | Yes | 100% | 100% | Yes | 100% | Yes |
| B02_01F_006 | Bedroom 2 | 4.30% | Yes | 98% | 100% | Yes | 100% | Yes |
| B02_01F_006 | LKD | 6.14% | Yes | 100% | 100% | Yes | 100% | Yes |

*For information regarding the criteria under the various guidelines please refer to section 3.0 on page 12.

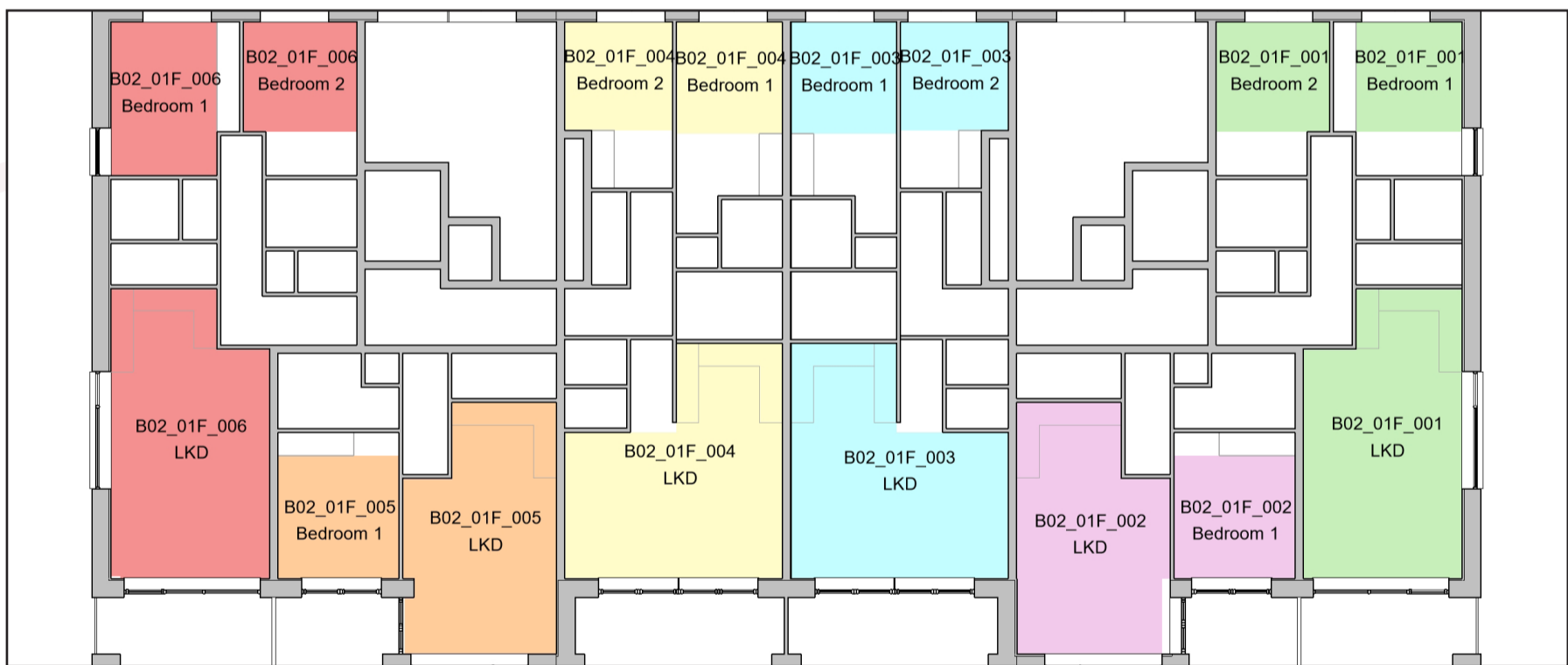
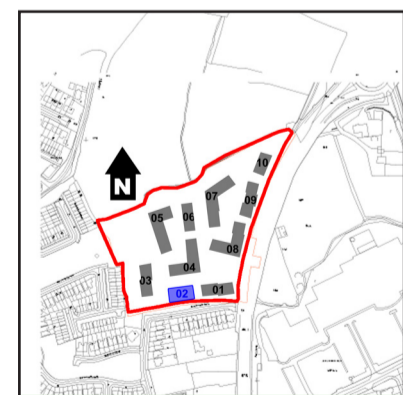


Figure 7.109: Floor plan of assessed building (L), Keyplan highlighting the assessed building (R).



7.3.7 Block 02, Second Floor

Table No. 7.110: Alternative Daylight Standards Results Block 02, Second Floor

| Unit Number | Room Description | BS 8206-2 | | EN 17037 | | | BS_EN 17037 | |
|-------------|------------------|---------------|-----------------|---|---|-----------------|---|-----------------|
| | | Predicted ADF | Meets Criteria* | % of area above 300 Lux (recommendation >50%) | % of area above 100 Lux (recommendation >95%) | Meets Criteria* | % of area above target Lux* (recommendation >50%) | Meets Criteria* |
| B02_02F_001 | Bedroom 1 | 4.34% | Yes | 100% | 100% | Yes | 100% | Yes |
| B02_02F_001 | Bedroom 2 | 3.29% | Yes | 57% | 100% | Yes | 100% | Yes |
| B02_02F_001 | LKD | 6.22% | Yes | 100% | 100% | Yes | 100% | Yes |
| B02_02F_002 | Bedroom 1 | 2.49% | Yes | 71% | 100% | Yes | 100% | Yes |
| B02_02F_002 | LKD | 5.48% | Yes | 93% | 100% | Yes | 100% | Yes |
| B02_02F_003 | Bedroom 1 | 3.34% | Yes | 57% | 100% | Yes | 100% | Yes |
| B02_02F_003 | Bedroom 2 | 3.45% | Yes | 60% | 100% | Yes | 100% | Yes |
| B02_02F_003 | LKD | 2.32% | Yes | 62% | 100% | Yes | 88% | Yes |
| B02_02F_004 | Bedroom 1 | 3.61% | Yes | 69% | 100% | Yes | 100% | Yes |
| B02_02F_004 | Bedroom 2 | 3.53% | Yes | 62% | 100% | Yes | 100% | Yes |
| B02_02F_004 | LKD | 2.29% | Yes | 61% | 100% | Yes | 88% | Yes |
| B02_02F_005 | Bedroom 1 | 2.24% | Yes | 59% | 100% | Yes | 100% | Yes |
| B02_02F_005 | LKD | 5.51% | Yes | 90% | 100% | Yes | 100% | Yes |
| B02_02F_006 | Bedroom 1 | 5.53% | Yes | 100% | 100% | Yes | 100% | Yes |
| B02_02F_006 | Bedroom 2 | 4.57% | Yes | 100% | 100% | Yes | 100% | Yes |
| B02_02F_006 | LKD | 6.30% | Yes | 100% | 100% | Yes | 100% | Yes |

*For information regarding the criteria under the various guidelines please refer to section 3.0 on page 12.

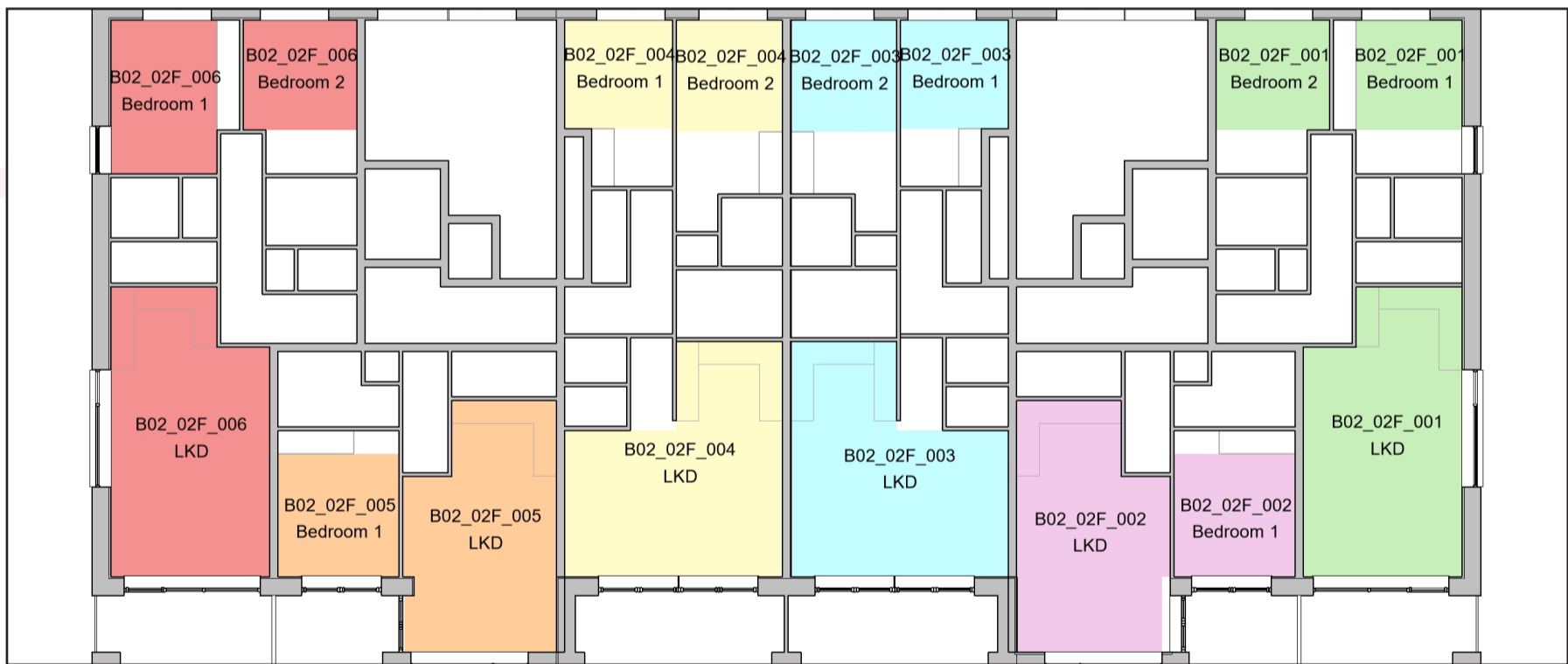
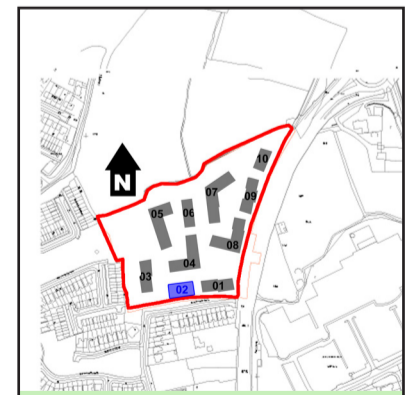


Figure 7.110: Floor plan of assessed building (L), Keyplan highlighting the assessed building (R).



7.3.8 Block 02, Third Floor

Table No. 7.111: Alternative Daylight Standards Results Block 02, Third Floor

| Unit Number | Room Description | BS 8206-2 | | EN 17037 | | | BS_EN 17037 | |
|-------------|------------------|---------------|-----------------|---|---|-----------------|---|-----------------|
| | | Predicted ADF | Meets Criteria* | % of area above 300 Lux (recommendation >50%) | % of area above 100 Lux (recommendation >95%) | Meets Criteria* | % of area above target Lux* (recommendation >50%) | Meets Criteria* |
| B02_03F_001 | Bedroom 1 | 3.07% | Yes | 49% | 100% | No | 88% | Yes |
| B02_03F_001 | Bedroom 2 | 4.70% | Yes | 100% | 100% | Yes | 100% | Yes |
| B02_03F_001 | LKD | 7.68% | Yes | 100% | 100% | Yes | 100% | Yes |
| B02_03F_002 | Bedroom 1 | 3.73% | Yes | 100% | 100% | Yes | 100% | Yes |
| B02_03F_002 | LKD | 5.75% | Yes | 95% | 100% | Yes | 100% | Yes |
| B02_03F_003 | Bedroom 1 | 3.98% | Yes | 71% | 100% | Yes | 100% | Yes |
| B02_03F_003 | Bedroom 2 | 3.85% | Yes | 71% | 100% | Yes | 100% | Yes |
| B02_03F_003 | LKD | 3.79% | Yes | 84% | 100% | Yes | 100% | Yes |
| B02_03F_004 | Bedroom 1 | 4.04% | Yes | 71% | 100% | Yes | 100% | Yes |
| B02_03F_004 | Bedroom 2 | 4.12% | Yes | 81% | 100% | Yes | 100% | Yes |
| B02_03F_004 | LKD | 3.74% | Yes | 85% | 100% | Yes | 100% | Yes |
| B02_03F_005 | Bedroom 1 | 3.41% | Yes | 93% | 100% | Yes | 100% | Yes |
| B02_03F_005 | LKD | 5.24% | Yes | 90% | 100% | Yes | 100% | Yes |
| B02_03F_006 | Bedroom 1 | 5.75% | Yes | 100% | 100% | Yes | 100% | Yes |
| B02_03F_006 | Bedroom 2 | 4.08% | Yes | 88% | 100% | Yes | 100% | Yes |
| B02_03F_006 | LKD | 6.30% | Yes | 100% | 100% | Yes | 100% | Yes |

*For information regarding the criteria under the various guidelines please refer to section 3.0 on page 12.

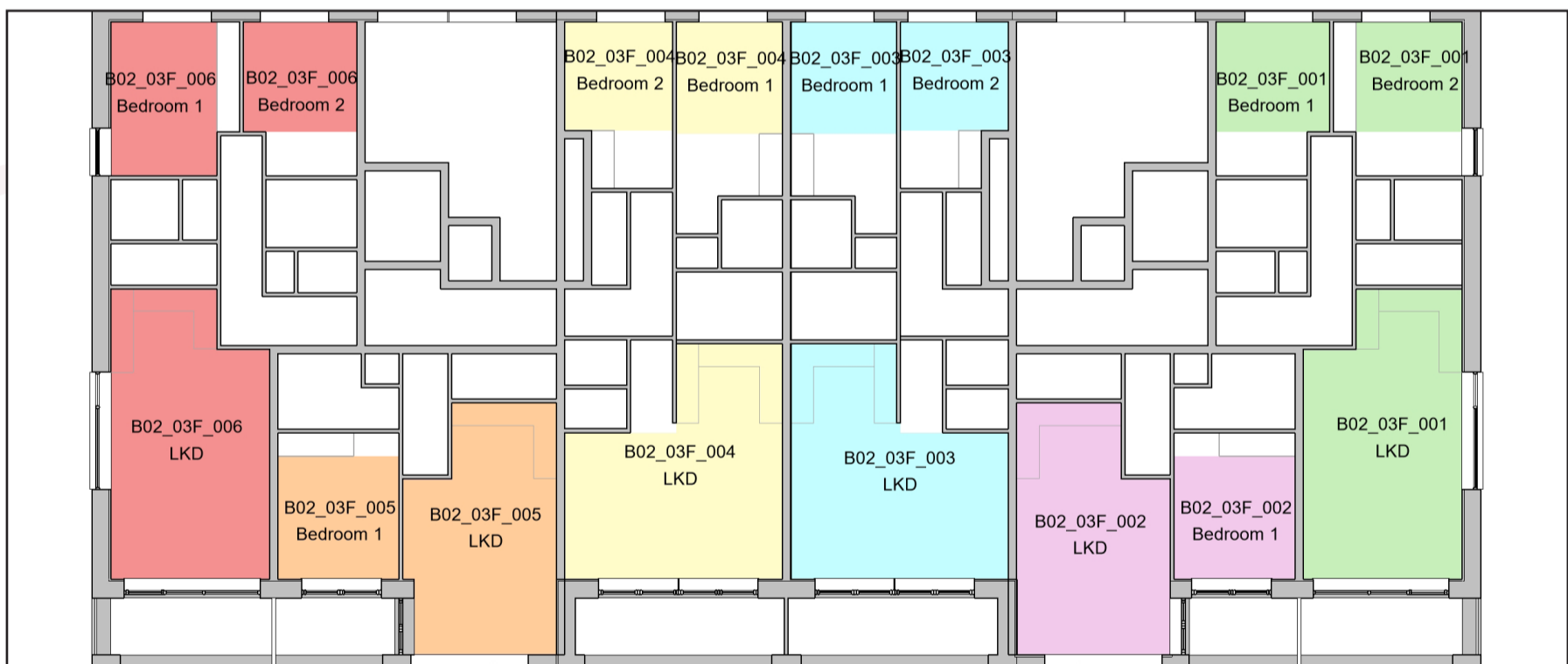
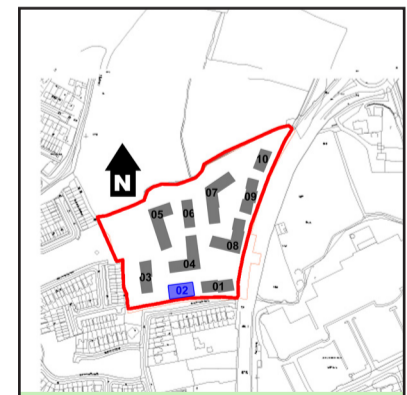


Figure 7.111: Floor plan of assessed building (L), Keyplan highlighting the assessed building (R).



7.3.9 Block 03, Ground Floor

Table No. 7.112: Alternative Daylight Standards Results Block 03, Ground Floor

| Unit Number | Room Description | BS 8206-2 | | EN 17037 | | | BS_EN 17037 | |
|-------------|------------------|---------------|-----------------|---|---|-----------------|---|-----------------|
| | | Predicted ADF | Meets Criteria* | % of area above 300 Lux (recommendation >50%) | % of area above 100 Lux (recommendation >95%) | Meets Criteria* | % of area above target Lux* (recommendation >50%) | Meets Criteria* |
| Creche | Class 01 | 2.66% | Yes | 58% | 100% | Yes | 99% | Yes |
| Creche | Class 02 | 6.24% | Yes | 100% | 100% | Yes | 100% | Yes |
| Creche | Class 03 | 4.93% | Yes | 100% | 100% | Yes | 100% | Yes |
| Creche | Class 04 | 5.29% | Yes | 100% | 100% | Yes | 100% | Yes |
| Creche | Class 05 | 5.59% | Yes | 100% | 100% | Yes | 100% | Yes |
| Creche | Class 06 | 4.64% | Yes | 100% | 100% | Yes | 100% | Yes |
| Creche | Class 07 | 6.09% | Yes | 100% | 100% | Yes | 100% | Yes |
| Creche | Class 08 | 2.35% | Yes | 43% | 100% | No | 72% | Yes |
| Creche | Class 09 | 2.34% | Yes | 43% | 100% | No | 69% | Yes |

*For information regarding the criteria under the various guidelines please refer to section 3.0 on page 12.



Figure 7.112: Floor plan of assessed building (L), Keyplan highlighting the assessed building (R).

7.3.10 Block 03, First Floor

Table No. 7.113: Alternative Daylight Standards Results Block 03, First Floor

| Unit Number | Room Description | BS 8206-2 | | EN 17037 | | | BS_EN 17037 | |
|-------------|------------------|---------------|-----------------|---|---|-----------------|---|-----------------|
| | | Predicted ADF | Meets Criteria* | % of area above 300 Lux (recommendation >50%) | % of area above 100 Lux (recommendation >95%) | Meets Criteria* | % of area above target Lux* (recommendation >50%) | Meets Criteria* |
| B03_01F_001 | Bedroom 1 | 4.10% | Yes | 96% | 100% | Yes | 100% | Yes |
| B03_01F_001 | Bedroom 2 | 4.13% | Yes | 88% | 100% | Yes | 100% | Yes |
| B03_01F_001 | LKD | 4.97% | Yes | 100% | 100% | Yes | 100% | Yes |
| B03_01F_002 | Bedroom 1 | 4.84% | Yes | 100% | 100% | Yes | 100% | Yes |
| B03_01F_002 | Bedroom 2 | 5.24% | Yes | 100% | 100% | Yes | 100% | Yes |
| B03_01F_002 | LKD | 1.91% | No | 36% | 100% | No | 64% | Yes |
| B03_01F_003 | Bedroom 1 | 4.32% | Yes | 100% | 100% | Yes | 100% | Yes |
| B03_01F_003 | Bedroom 2 | 4.84% | Yes | 100% | 100% | Yes | 100% | Yes |
| B03_01F_003 | LKD | 2.13% | Yes | 43% | 100% | No | 73% | Yes |
| B03_01F_004 | Bedroom 1 | 4.93% | Yes | 100% | 100% | Yes | 100% | Yes |
| B03_01F_004 | Bedroom 2 | 4.90% | Yes | 100% | 100% | Yes | 100% | Yes |
| B03_01F_004 | LKD | 6.42% | Yes | 100% | 100% | Yes | 100% | Yes |
| B03_01F_005 | Bedroom 1 | 4.89% | Yes | 100% | 100% | Yes | 100% | Yes |
| B03_01F_005 | Bedroom 2 | 3.01% | Yes | 100% | 100% | Yes | 100% | Yes |
| B03_01F_005 | LKD | 4.78% | Yes | 78% | 100% | Yes | 87% | Yes |
| B03_01F_006 | Bedroom 1 | 2.20% | Yes | 54% | 100% | Yes | 100% | Yes |
| B03_01F_006 | LKD | 5.78% | Yes | 92% | 100% | Yes | 100% | Yes |
| B03_01F_007 | Bedroom 1 | 2.34% | Yes | 59% | 100% | Yes | 100% | Yes |
| B03_01F_007 | LKD | 5.07% | Yes | 92% | 100% | Yes | 100% | Yes |
| B03_1GF_008 | Bedroom 1 | 4.54% | Yes | 100% | 100% | Yes | 100% | Yes |
| B03_01F_008 | Bedroom 2 | 2.67% | Yes | 100% | 100% | Yes | 100% | Yes |
| B03_01F_008 | LKD | 4.25% | Yes | 77% | 100% | Yes | 87% | Yes |

*For information regarding the criteria under the various guidelines please refer to section 3.0 on page 12.



Figure 7.113: Floor plan of assessed building (L), Keyplan highlighting the assessed building (R).

7.3.11 Block 03, Second Floor

Table No. 7.114: Alternative Daylight Standards Results Block 03, Second Floor

| Unit Number | Room Description | BS 8206-2 | | EN 17037 | | | BS_EN 17037 | |
|-------------|------------------|---------------|-----------------|---|---|-----------------|---|-----------------|
| | | Predicted ADF | Meets Criteria* | % of area above 300 Lux (recommendation >50%) | % of area above 100 Lux (recommendation >95%) | Meets Criteria* | % of area above target Lux* (recommendation >50%) | Meets Criteria* |
| B03_02F_001 | Bedroom 1 | 4.33% | Yes | 98% | 100% | Yes | 100% | Yes |
| B03_02F_001 | Bedroom 2 | 4.39% | Yes | 98% | 100% | Yes | 100% | Yes |
| B03_02F_001 | LKD | 5.16% | Yes | 100% | 100% | Yes | 100% | Yes |
| B03_02F_002 | Bedroom 1 | 5.10% | Yes | 100% | 100% | Yes | 100% | Yes |
| B03_02F_002 | Bedroom 2 | 5.48% | Yes | 100% | 100% | Yes | 100% | Yes |
| B03_02F_002 | LKD | 1.95% | No | 38% | 100% | No | 65% | Yes |
| B03_02F_003 | Bedroom 1 | 4.97% | Yes | 100% | 100% | Yes | 100% | Yes |
| B03_02F_003 | Bedroom 2 | 5.64% | Yes | 100% | 100% | Yes | 100% | Yes |
| B03_02F_003 | LKD | 2.14% | Yes | 43% | 100% | No | 74% | Yes |
| B03_02F_004 | Bedroom 1 | 5.13% | Yes | 100% | 100% | Yes | 100% | Yes |
| B03_02F_004 | Bedroom 2 | 5.11% | Yes | 100% | 100% | Yes | 100% | Yes |
| B03_02F_004 | LKD | 6.61% | Yes | 100% | 100% | Yes | 100% | Yes |
| B03_02F_005 | Bedroom 1 | 4.95% | Yes | 100% | 100% | Yes | 100% | Yes |
| B03_02F_005 | Bedroom 2 | 3.07% | Yes | 100% | 100% | Yes | 100% | Yes |
| B03_02F_005 | LKD | 4.85% | Yes | 78% | 100% | Yes | 87% | Yes |
| B03_02F_006 | Bedroom 1 | 2.27% | Yes | 59% | 100% | Yes | 100% | Yes |
| B03_02F_006 | LKD | 5.84% | Yes | 93% | 100% | Yes | 100% | Yes |
| B03_02F_007 | Bedroom 1 | 2.40% | Yes | 66% | 100% | Yes | 100% | Yes |
| B03_02F_007 | LKD | 5.65% | Yes | 93% | 100% | Yes | 100% | Yes |
| B03_02F_008 | Bedroom 1 | 4.60% | Yes | 100% | 100% | Yes | 100% | Yes |
| B03_02F_008 | Bedroom 2 | 2.83% | Yes | 95% | 100% | Yes | 100% | Yes |
| B03_02F_008 | LKD | 4.69% | Yes | 77% | 100% | Yes | 87% | Yes |

*For information regarding the criteria under the various guidelines please refer to section 3.0 on page 12.



Figure 7.114: Floor plan of assessed building (L), Keyplan highlighting the assessed building (R).

7.3.12 Block 03, Third Floor

Table No. 7.115: Alternative Daylight Standards Results Block 03, Third Floor

| Unit Number | Room Description | BS 8206-2 | | EN 17037 | | | BS_EN 17037 | |
|-------------|------------------|---------------|-----------------|---|---|-----------------|---|-----------------|
| | | Predicted ADF | Meets Criteria* | % of area above 300 Lux (recommendation >50%) | % of area above 100 Lux (recommendation >95%) | Meets Criteria* | % of area above target Lux* (recommendation >50%) | Meets Criteria* |
| B03_03F_001 | Bedroom 1 | 4.07% | Yes | 100% | 100% | Yes | 100% | Yes |
| B03_03F_001 | Bedroom 2 | 4.14% | Yes | 100% | 100% | Yes | 100% | Yes |
| B03_03F_001 | LKD | 6.46% | Yes | 100% | 100% | Yes | 100% | Yes |
| B03_03F_002 | Bedroom 1 | 4.77% | Yes | 100% | 100% | Yes | 100% | Yes |
| B03_03F_002 | Bedroom 2 | 5.15% | Yes | 100% | 100% | Yes | 100% | Yes |
| B03_03F_002 | LKD | 3.39% | Yes | 67% | 100% | Yes | 98% | Yes |
| B03_03F_003 | Bedroom 1 | 4.72% | Yes | 100% | 100% | Yes | 100% | Yes |
| B03_03F_003 | Bedroom 2 | 5.26% | Yes | 100% | 100% | Yes | 100% | Yes |
| B03_03F_003 | LKD | 3.58% | Yes | 73% | 100% | Yes | 100% | Yes |
| B03_03F_004 | Bedroom 1 | 4.76% | Yes | 100% | 100% | Yes | 100% | Yes |
| B03_03F_004 | Bedroom 2 | 4.76% | Yes | 100% | 100% | Yes | 100% | Yes |
| B03_03F_004 | LKD | 7.74% | Yes | 100% | 100% | Yes | 100% | Yes |
| B03_03F_005 | Bedroom 1 | 5.51% | Yes | 100% | 100% | Yes | 100% | Yes |
| B03_03F_005 | Bedroom 2 | 4.12% | Yes | 100% | 100% | Yes | 100% | Yes |
| B03_03F_005 | LKD | 4.59% | Yes | 77% | 100% | Yes | 88% | Yes |
| B03_03F_006 | Bedroom 1 | 3.35% | Yes | 96% | 100% | Yes | 100% | Yes |
| B03_03F_006 | LKD | 5.37% | Yes | 93% | 100% | Yes | 100% | Yes |
| B03_03F_007 | Bedroom 1 | 3.53% | Yes | 100% | 100% | Yes | 100% | Yes |
| B03_03F_007 | LKD | 5.35% | Yes | 97% | 100% | Yes | 100% | Yes |
| B03_03F_008 | Bedroom 1 | 5.46% | Yes | 100% | 100% | Yes | 100% | Yes |
| B03_03F_008 | Bedroom 2 | 3.85% | Yes | 100% | 100% | Yes | 100% | Yes |
| B03_03F_008 | LKD | 4.35% | Yes | 77% | 100% | Yes | 87% | Yes |

*For information regarding the criteria under the various guidelines please refer to section 3.0 on page 12.



Figure 7.115: Floor plan of assessed building (L), Keyplan highlighting the assessed building (R).

7.3.13 Block 04, First Floor

Table No. 7.116: Alternative Daylight Standards Results Block 04, First Floor

| Unit Number | Room Description | BS 8206-2 | | EN 17037 | | | BS_EN 17037 | |
|-------------|------------------|---------------|-----------------|---|---|-----------------|---|-----------------|
| | | Predicted ADF | Meets Criteria* | % of area above 300 Lux (recommendation >50%) | % of area above 100 Lux (recommendation >95%) | Meets Criteria* | % of area above target Lux* (recommendation >50%) | Meets Criteria* |
| B04_01F_001 | Bedroom 1 | 4.25% | Yes | 96% | 100% | Yes | 100% | Yes |
| B04_01F_001 | Bedroom 2 | 1.37% | Yes | 15% | 85% | No | 35% | No |
| B04_01F_001 | Bedroom 3 | 4.58% | Yes | 98% | 100% | Yes | 100% | Yes |
| B04_01F_001 | LKD | 2.01% | Yes | 29% | 100% | No | 91% | Yes |
| B04_01F_002 | Bedroom 1 | 2.49% | Yes | 45% | 100% | No | 83% | Yes |
| B04_01F_002 | Bedroom 2 | 2.27% | Yes | 39% | 100% | No | 71% | Yes |
| B04_01F_002 | LKD | 1.47% | No | 17% | 92% | No | 57% | Yes |
| B04_01F_003 | Bedroom 1 | 1.26% | Yes | 0% | 100% | No | 36% | No |
| B04_01F_003 | LKD | 3.38% | Yes | 56% | 100% | Yes | 81% | Yes |
| B04_01F_004 | Bedroom 1 | 2.22% | Yes | 37% | 100% | No | 99% | Yes |
| B04_01F_004 | Bedroom 2 | 1.75% | Yes | 25% | 100% | No | 94% | Yes |
| B04_01F_004 | LKD | 2.79% | Yes | 40% | 87% | No | 73% | Yes |
| B04_01F_005 | Bedroom 1 | 2.70% | Yes | 52% | 100% | Yes | 96% | Yes |
| B04_01F_005 | Bedroom 2 | 2.62% | Yes | 50% | 100% | Yes | 95% | Yes |
| B04_01F_005 | LKD | 3.78% | Yes | 92% | 100% | Yes | 100% | Yes |
| B04_01F_012 | Bedroom 1 | 1.63% | Yes | 26% | 100% | No | 57% | Yes |
| B04_01F_012 | LKD | 2.39% | Yes | 30% | 96% | No | 54% | Yes |

*For information regarding the criteria under the various guidelines please refer to section 3.0 on page 12.



Figure 7.116: Floor plan of assessed building (L), Keyplan highlighting the assessed building (R).

7.3.14 Block 04, First Floor

Table No. 7.117: Alternative Daylight Standards Results Block 04, First Floor

| Unit Number | Room Description | BS 8206-2 | | EN 17037 | | | BS_EN 17037 | |
|-------------|------------------|---------------|-----------------|---|---|-----------------|---|-----------------|
| | | Predicted ADF | Meets Criteria* | % of area above 300 Lux (recommendation >50%) | % of area above 100 Lux (recommendation >95%) | Meets Criteria* | % of area above target Lux* (recommendation >50%) | Meets Criteria* |
| B04_01F_006 | Bedroom 1 | 2.45% | Yes | 52% | 100% | Yes | 90% | Yes |
| B04_01F_006 | Bedroom 2 | 2.73% | Yes | 59% | 100% | Yes | 98% | Yes |
| B04_01F_006 | LKD | 1.29% | No | 16% | 80% | No | 38% | No |
| B04_01F_007 | Bedroom 1 | 1.85% | Yes | 32% | 98% | No | 53% | Yes |
| B04_01F_007 | Bedroom 2 | 3.28% | Yes | 74% | 100% | Yes | 100% | Yes |
| B04_01F_007 | LKD | 1.74% | No | 27% | 100% | No | 71% | Yes |
| B04_01F_008 | Bedroom 1 | 3.22% | Yes | 67% | 100% | Yes | 98% | Yes |
| B04_01F_008 | Bedroom 2 | 1.80% | Yes | 32% | 95% | No | 47% | No |
| B04_01F_008 | LKD | 1.61% | No | 24% | 100% | No | 61% | Yes |
| B04_01F_009 | Bedroom 1 | 2.39% | Yes | 41% | 100% | No | 74% | Yes |
| B04_01F_009 | Bedroom 2 | 2.12% | Yes | 37% | 100% | No | 60% | Yes |
| B04_01F_009 | LKD | 2.35% | Yes | 57% | 100% | Yes | 79% | Yes |
| B04_01F_010 | Bedroom 1 | 1.24% | Yes | 4% | 100% | No | 38% | No |
| B04_01F_010 | LKD | 3.29% | Yes | 55% | 100% | Yes | 79% | Yes |
| B04_01F_011 | Bedroom 1 | 1.88% | Yes | 34% | 100% | No | 89% | Yes |
| B04_01F_011 | LKD | 3.84% | Yes | 69% | 100% | Yes | 97% | Yes |

*For information regarding the criteria under the various guidelines please refer to section 3.0 on page 12.



Figure 7.117: Floor plan of assessed building (L), Keyplan highlighting the assessed building (R).

7.3.15 Block 04, Second Floor

Table No. 7.118: Alternative Daylight Standards Results Block 04, Second Floor

| Unit Number | Room Description | BS 8206-2 | | EN 17037 | | | BS_EN 17037 | |
|-------------|------------------|---------------|-----------------|---|---|-----------------|---|-----------------|
| | | Predicted ADF | Meets Criteria* | % of area above 300 Lux (recommendation >50%) | % of area above 100 Lux (recommendation >95%) | Meets Criteria* | % of area above target Lux* (recommendation >50%) | Meets Criteria* |
| B04_02F_001 | Bedroom 1 | 5.62% | Yes | 100% | 100% | Yes | 100% | Yes |
| B04_02F_001 | Bedroom 2 | 4.76% | Yes | 96% | 100% | Yes | 100% | Yes |
| B04_02F_001 | Bedroom 3 | 1.50% | Yes | 18% | 87% | No | 40% | No |
| B04_02F_001 | LKD | 2.13% | Yes | 36% | 100% | No | 94% | Yes |
| B04_02F_002 | Bedroom 1 | 3.14% | Yes | 71% | 100% | Yes | 100% | Yes |
| B04_02F_002 | Bedroom 2 | 3.23% | Yes | 73% | 100% | Yes | 100% | Yes |
| B04_02F_002 | LKD | 2.12% | Yes | 49% | 100% | No | 89% | Yes |
| B04_02F_003 | Bedroom 1 | 1.46% | Yes | 14% | 100% | No | 54% | Yes |
| B04_02F_003 | LKD | 3.78% | Yes | 62% | 100% | Yes | 82% | Yes |
| B04_02F_004 | Bedroom 1 | 2.39% | Yes | 51% | 100% | Yes | 99% | Yes |
| B04_02F_004 | Bedroom 2 | 1.98% | Yes | 39% | 100% | No | 98% | Yes |
| B04_02F_004 | LKD | 3.11% | Yes | 47% | 86% | No | 74% | Yes |
| B04_02F_005 | Bedroom 1 | 2.89% | Yes | 57% | 100% | Yes | 98% | Yes |
| B04_02F_005 | Bedroom 2 | 2.99% | Yes | 63% | 100% | Yes | 100% | Yes |
| B04_02F_005 | LKD | 4.06% | Yes | 94% | 100% | Yes | 100% | Yes |
| B04_02F_012 | Bedroom 1 | 1.71% | Yes | 29% | 100% | No | 60% | Yes |
| B04_02F_012 | LKD | 2.53% | Yes | 33% | 97% | No | 56% | Yes |

*For information regarding the criteria under the various guidelines please refer to section 3.0 on page 12.



Figure 7.118: Floor plan of assessed building (L), Keyplan highlighting the assessed building (R).

7.3.16 Block 04, Second Floor

Table No. 7.119: Alternative Daylight Standards Results Block 04, Second Floor

| Unit Number | Room Description | BS 8206-2 | | EN 17037 | | | BS_EN 17037 | |
|-------------|------------------|---------------|-----------------|---|---|-----------------|---|-----------------|
| | | Predicted ADF | Meets Criteria* | % of area above 300 Lux (recommendation >50%) | % of area above 100 Lux (recommendation >95%) | Meets Criteria* | % of area above target Lux* (recommendation >50%) | Meets Criteria* |
| B04_02F_006 | Bedroom 1 | 2.61% | Yes | 60% | 100% | Yes | 98% | Yes |
| B04_02F_006 | Bedroom 2 | 2.96% | Yes | 65% | 100% | Yes | 100% | Yes |
| B04_02F_006 | LKD | 1.37% | No | 19% | 81% | No | 39% | No |
| B04_02F_007 | Bedroom 1 | 3.59% | Yes | 81% | 100% | Yes | 100% | Yes |
| B04_02F_007 | Bedroom 2 | 2.03% | Yes | 37% | 100% | No | 60% | Yes |
| B04_02F_007 | LKD | 1.85% | No | 33% | 100% | No | 74% | Yes |
| B04_02F_008 | Bedroom 1 | 3.58% | Yes | 79% | 100% | Yes | 100% | Yes |
| B04_02F_008 | Bedroom 2 | 2.00% | Yes | 37% | 100% | No | 57% | Yes |
| B04_02F_008 | LKD | 1.71% | No | 28% | 100% | No | 65% | Yes |
| B04_02F_009 | Bedroom 1 | 3.06% | Yes | 60% | 100% | Yes | 95% | Yes |
| B04_02F_009 | Bedroom 2 | 3.26% | Yes | 71% | 100% | Yes | 100% | Yes |
| B04_02F_009 | LKD | 3.86% | Yes | 82% | 100% | Yes | 95% | Yes |
| B04_02F_010 | Bedroom 1 | 1.39% | Yes | 13% | 100% | No | 48% | No |
| B04_02F_010 | LKD | 3.39% | Yes | 57% | 100% | Yes | 78% | Yes |
| B04_02F_011 | Bedroom 1 | 2.02% | Yes | 41% | 100% | No | 95% | Yes |
| B04_02F_011 | LKD | 4.06% | Yes | 70% | 100% | Yes | 97% | Yes |

*For information regarding the criteria under the various guidelines please refer to section 3.0 on page 12.



Figure 7.119: Floor plan of assessed building (L), Keyplan highlighting the assessed building (R).

7.3.17 Block 04, Third Floor

Table No. 7.120: Alternative Daylight Standards Results Block 04, Third Floor

| Unit Number | Room Description | BS 8206-2 | | EN 17037 | | | BS_EN 17037 | |
|-------------|------------------|---------------|-----------------|---|---|-----------------|---|-----------------|
| | | Predicted ADF | Meets Criteria* | % of area above 300 Lux (recommendation >50%) | % of area above 100 Lux (recommendation >95%) | Meets Criteria* | % of area above target Lux* (recommendation >50%) | Meets Criteria* |
| B04_03F_001 | Bedroom 1 | 5.98% | Yes | 100% | Yes | 100% | Yes | Yes |
| B04_03F_001 | Bedroom 2 | 4.99% | Yes | 100% | Yes | 100% | Yes | Yes |
| B04_03F_001 | Bedroom 3 | 1.54% | Yes | 93% | No | 42% | No | No |
| B04_03F_001 | LKD | 2.34% | Yes | 100% | Yes | 99% | Yes | Yes |
| B04_03F_002 | Bedroom 1 | 3.34% | Yes | 100% | Yes | 100% | Yes | Yes |
| B04_03F_002 | Bedroom 2 | 3.43% | Yes | 100% | Yes | 100% | Yes | Yes |
| B04_03F_002 | LKD | 1.88% | No | 100% | No | 73% | Yes | Yes |
| B04_03F_003 | Bedroom 1 | 1.80% | Yes | 100% | No | 77% | Yes | Yes |
| B04_03F_003 | LKD | 4.16% | Yes | 100% | Yes | 88% | Yes | Yes |
| B04_03F_004 | Bedroom 1 | 2.58% | Yes | 100% | Yes | 100% | Yes | Yes |
| B04_03F_004 | Bedroom 2 | 2.30% | Yes | 100% | Yes | 100% | Yes | Yes |
| B04_03F_004 | LKD | 3.40% | Yes | 90% | No | 75% | Yes | Yes |
| B04_03F_005 | Bedroom 1 | 3.10% | Yes | 100% | Yes | 100% | Yes | Yes |
| B04_03F_005 | Bedroom 2 | 3.22% | Yes | 100% | Yes | 100% | Yes | Yes |
| B04_03F_005 | LKD | 4.24% | Yes | 100% | Yes | 100% | Yes | Yes |
| B04_03F_012 | Bedroom 1 | 1.79% | Yes | 32% | 100% | No | 65% | Yes |
| B04_03F_012 | LKD | 2.62% | Yes | 35% | 99% | No | 58% | Yes |

*For information regarding the criteria under the various guidelines please refer to section 3.0 on page 12.



Figure 7.120: Floor plan of assessed building (L), Keyplan highlighting the assessed building (R).

7.3.18 Block 04, Third Floor

Table No. 7.121: Alternative Daylight Standards Results Block 04, Third Floor

| Unit Number | Room Description | BS 8206-2 | | EN 17037 | | | BS_EN 17037 | |
|-------------|------------------|---------------|-----------------|---|---|-----------------|---|-----------------|
| | | Predicted ADF | Meets Criteria* | % of area above 300 Lux (recommendation >50%) | % of area above 100 Lux (recommendation >95%) | Meets Criteria* | % of area above target Lux* (recommendation >50%) | Meets Criteria* |
| B04_03F_006 | Bedroom 1 | 2.78% | Yes | 62% | 100% | Yes | 100% | Yes |
| B04_03F_006 | Bedroom 2 | 3.15% | Yes | 80% | 100% | Yes | 100% | Yes |
| B04_03F_006 | LKD | 1.45% | No | 23% | 82% | No | 43% | No |
| B04_03F_007 | Bedroom 1 | 3.82% | Yes | 90% | 100% | Yes | 100% | Yes |
| B04_03F_007 | Bedroom 2 | 2.16% | Yes | 37% | 100% | No | 63% | Yes |
| B04_03F_007 | LKD | 2.01% | Yes | 38% | 100% | No | 81% | Yes |
| B04_03F_008 | Bedroom 1 | 3.86% | Yes | 88% | 100% | Yes | 100% | Yes |
| B04_03F_008 | Bedroom 2 | 2.15% | Yes | 38% | 100% | No | 62% | Yes |
| B04_03F_008 | LKD | 1.89% | No | 33% | 100% | No | 69% | Yes |
| B04_03F_009 | Bedroom 1 | 3.41% | Yes | 71% | 100% | Yes | 100% | Yes |
| B04_03F_009 | Bedroom 2 | 2.97% | Yes | 58% | 100% | Yes | 88% | Yes |
| B04_03F_009 | LKD | 4.16% | Yes | 83% | 100% | Yes | 98% | Yes |
| B04_03F_010 | Bedroom 1 | 1.63% | Yes | 27% | 100% | No | 57% | Yes |
| B04_03F_010 | LKD | 3.71% | Yes | 60% | 100% | Yes | 81% | Yes |
| B04_03F_011 | Bedroom 1 | 2.22% | Yes | 52% | 100% | Yes | 98% | Yes |
| B04_03F_011 | LKD | 4.31% | Yes | 74% | 100% | Yes | 97% | Yes |

*For information regarding the criteria under the various guidelines please refer to section 3.0 on page 12.



Figure 7.121: Floor plan of assessed building (L), Keyplan highlighting the assessed building (R).

7.3.19 Block 04, Fourth Floor

Table No. 7.122: Alternative Daylight Standards Results Block 04, Fourth Floor

| Unit Number | Room Description | BS 8206-2 | | EN 17037 | | | BS_EN 17037 | |
|-------------|------------------|---------------|-----------------|---|---|-----------------|---|-----------------|
| | | Predicted ADF | Meets Criteria* | % of area above 300 Lux (recommendation >50%) | % of area above 100 Lux (recommendation >95%) | Meets Criteria* | % of area above target Lux* (recommendation >50%) | Meets Criteria* |
| B04_04F_001 | Bedroom 1 | 3.93% | Yes | 100% | 100% | Yes | 100% | Yes |
| B04_04F_001 | Bedroom 2 | 1.99% | Yes | 41% | 100% | No | 100% | Yes |
| B04_04F_001 | LKD | 3.16% | Yes | 52% | 100% | Yes | 78% | Yes |
| B04_04F_002 | Bedroom 1 | 1.04% | Yes | 2% | 90% | No | 22% | No |
| B04_04F_002 | LKD | 4.59% | Yes | 76% | 100% | Yes | 93% | Yes |
| B04_04F_003 | Bedroom 1 | 3.13% | Yes | 69% | 100% | Yes | 100% | Yes |
| B04_04F_003 | Bedroom 2 | 2.84% | Yes | 69% | 100% | Yes | 100% | Yes |
| B04_04F_003 | LKD | 1.92% | No | 36% | 100% | No | 59% | Yes |
| B04_04F_004 | Bedroom 1 | 3.54% | Yes | 81% | 100% | Yes | 100% | Yes |
| B04_04F_004 | Bedroom 2 | 3.66% | Yes | 90% | 100% | Yes | 100% | Yes |
| B04_04F_004 | LKD | 1.44% | No | 23% | 83% | No | 43% | No |
| B04_04F_005 | Bedroom 1 | 2.07% | Yes | 46% | 100% | No | 100% | Yes |
| B04_04F_005 | LKD | 4.45% | Yes | 77% | 100% | Yes | 98% | Yes |
| B04_04F_006 | Bedroom 1 | 2.76% | Yes | 88% | 100% | Yes | 100% | Yes |
| B04_04F_006 | Bedroom 2 | 2.60% | Yes | 81% | 100% | Yes | 100% | Yes |
| B04_04F_006 | LKD | 3.66% | Yes | 62% | 97% | Yes | 78% | Yes |
| B04_04F_007 | Bedroom 1 | 3.27% | Yes | 68% | 100% | Yes | 100% | Yes |
| B04_04F_007 | Bedroom 2 | 3.44% | Yes | 77% | 100% | Yes | 100% | Yes |
| B04_04F_007 | LKD | 4.42% | Yes | 96% | 100% | Yes | 100% | Yes |
| B04_04F_014 | Bedroom 1 | 1.84% | Yes | 35% | 100% | No | 68% | Yes |
| B04_04F_014 | LKD | 2.71% | Yes | 36% | 99% | No | 60% | Yes |

*For information regarding the criteria under the various guidelines please refer to section 3.0 on page 12.

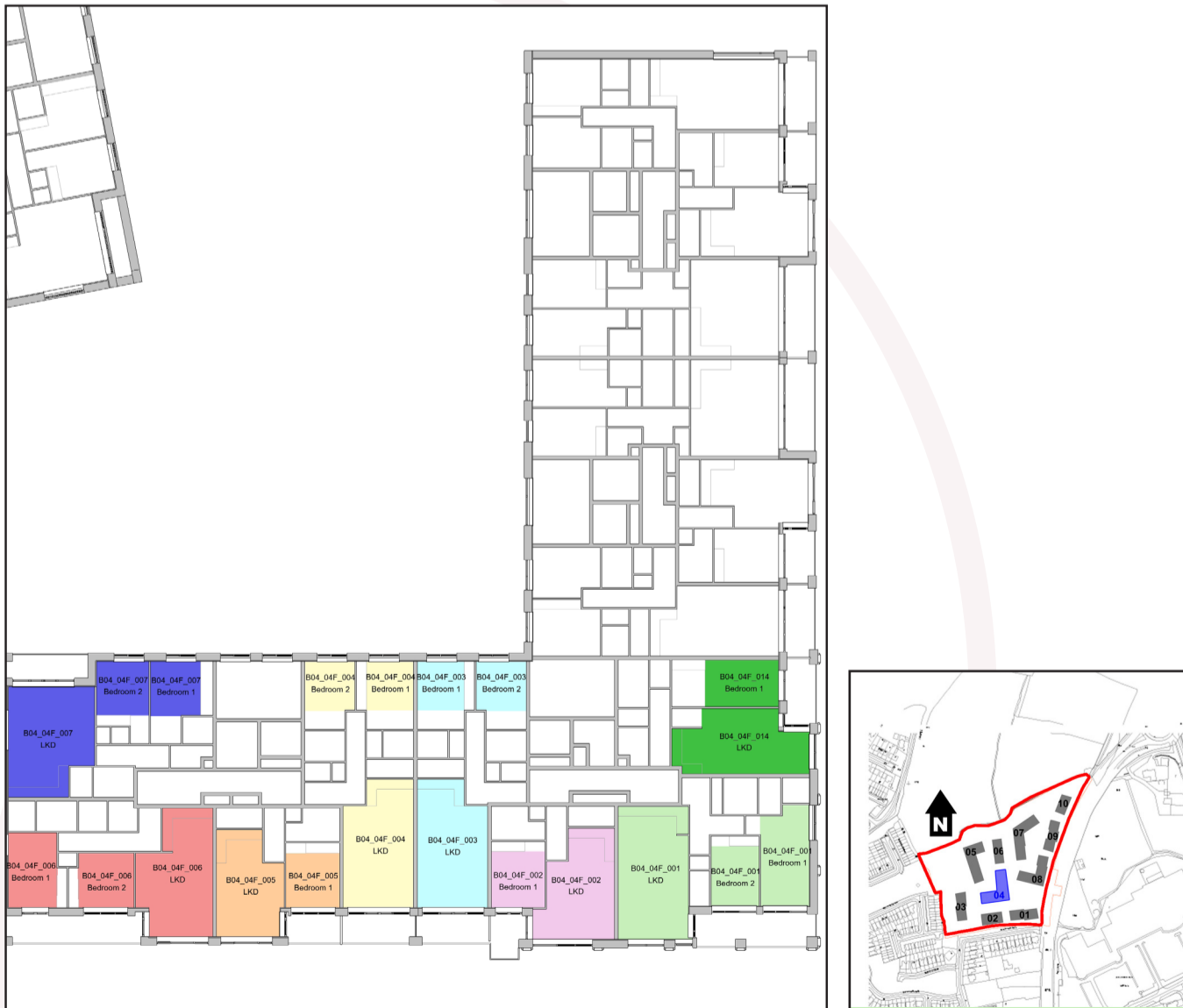


Figure 7.122: Floor plan of assessed building (L), Keyplan highlighting the assessed building (R).

7.3.20 Block 04, Fourth Floor

Table No. 7.123: Alternative Daylight Standards Results Block 04, Fourth Floor

| Unit Number | Room Description | BS 8206-2 | | EN 17037 | | | BS_EN 17037 | |
|-------------|------------------|---------------|-----------------|---|---|-----------------|---|-----------------|
| | | Predicted ADF | Meets Criteria* | % of area above 300 Lux (recommendation >50%) | % of area above 100 Lux (recommendation >95%) | Meets Criteria* | % of area above target Lux* (recommendation >50%) | Meets Criteria* |
| B04_04F_008 | Bedroom 1 | 3.00% | Yes | 71% | 100% | Yes | 100% | Yes |
| B04_04F_008 | Bedroom 2 | 3.39% | Yes | 84% | 100% | Yes | 100% | Yes |
| B04_04F_008 | LKD | 1.54% | No | 26% | 85% | No | 47% | No |
| B04_04F_009 | Bedroom 1 | 4.04% | Yes | 95% | 100% | Yes | 100% | Yes |
| B04_04F_009 | Bedroom 2 | 2.29% | Yes | 43% | 100% | No | 68% | Yes |
| B04_04F_009 | LKD | 2.28% | Yes | 47% | 100% | No | 93% | Yes |
| B04_04F_010 | Bedroom 1 | 4.11% | Yes | 95% | 100% | Yes | 100% | Yes |
| B04_04F_010 | Bedroom 2 | 2.29% | Yes | 43% | 100% | No | 67% | Yes |
| B04_04F_010 | LKD | 2.16% | Yes | 45% | 100% | No | 85% | Yes |
| B04_04F_011 | Bedroom 1 | 3.67% | Yes | 83% | 100% | Yes | 100% | Yes |
| B04_04F_011 | Bedroom 2 | 3.92% | Yes | 94% | 100% | Yes | 100% | Yes |
| B04_04F_011 | LKD | 4.55% | Yes | 86% | 100% | Yes | 100% | Yes |
| B04_04F_012 | Bedroom 1 | 1.93% | Yes | 38% | 100% | No | 80% | Yes |
| B04_04F_012 | LKD | 4.03% | Yes | 67% | 100% | Yes | 83% | Yes |
| B04_04F_013 | Bedroom 1 | 2.41% | Yes | 63% | 100% | Yes | 100% | Yes |
| B04_04F_013 | LKD | 4.55% | Yes | 77% | 100% | Yes | 98% | Yes |

*For information regarding the criteria under the various guidelines please refer to section 3.0 on page 12.



Figure 7.123: Floor plan of assessed building (L), Keyplan highlighting the assessed building (R).

7.3.21 Block 04, Fifth Floor

Table No. 7.124: Alternative Daylight Standards Results Block 04, Fifth Floor

| Unit Number | Room Description | BS 8206-2 | | EN 17037 | | | BS_EN 17037 | |
|-------------|------------------|---------------|-----------------|---|---|-----------------|---|-----------------|
| | | Predicted ADF | Meets Criteria* | % of area above 300 Lux (recommendation >50%) | % of area above 100 Lux (recommendation >95%) | Meets Criteria* | % of area above target Lux* (recommendation >50%) | Meets Criteria* |
| B04_05F_001 | Bedroom 1 | 4.03% | Yes | 100% | 100% | Yes | 100% | Yes |
| B04_05F_001 | Bedroom 2 | 2.08% | Yes | 44% | 100% | No | 100% | Yes |
| B04_05F_001 | LKD | 2.97% | Yes | 51% | 100% | Yes | 77% | Yes |
| B04_05F_002 | Bedroom 1 | 1.12% | Yes | 3% | 100% | No | 22% | No |
| B04_05F_002 | LKD | 4.40% | Yes | 78% | 100% | Yes | 100% | Yes |
| B04_05F_003 | Bedroom 1 | 3.33% | Yes | 76% | 100% | Yes | 100% | Yes |
| B04_05F_003 | Bedroom 2 | 2.96% | Yes | 76% | 100% | Yes | 100% | Yes |
| B04_05F_003 | LKD | 2.05% | Yes | 39% | 100% | No | 66% | Yes |
| B04_05F_004 | Bedroom 1 | 3.72% | Yes | 90% | 100% | Yes | 100% | Yes |
| B04_05F_004 | Bedroom 2 | 3.86% | Yes | 94% | 100% | Yes | 100% | Yes |
| B04_05F_004 | LKD | 1.57% | No | 26% | 96% | No | 50% | Yes |
| B04_05F_005 | Bedroom 1 | 2.22% | Yes | 55% | 100% | Yes | 100% | Yes |
| B04_05F_005 | LKD | 4.62% | Yes | 80% | 100% | Yes | 100% | Yes |
| B04_05F_006 | Bedroom 1 | 2.87% | Yes | 90% | 100% | Yes | 100% | Yes |
| B04_05F_006 | Bedroom 2 | 2.78% | Yes | 100% | 100% | Yes | 100% | Yes |
| B04_05F_006 | LKD | 3.80% | Yes | 71% | 100% | Yes | 79% | Yes |
| B04_05F_007 | Bedroom 1 | 3.43% | Yes | 79% | 100% | Yes | 100% | Yes |
| B04_05F_007 | Bedroom 2 | 3.58% | Yes | 84% | 100% | Yes | 100% | Yes |
| B04_05F_007 | LKD | 4.60% | Yes | 97% | 100% | Yes | 100% | Yes |
| B04_05F_014 | Bedroom 1 | 1.88% | Yes | 38% | 100% | No | 71% | Yes |
| B04_05F_014 | LKD | 2.76% | Yes | 38% | 100% | No | 63% | Yes |

*For information regarding the criteria under the various guidelines please refer to section 3.0 on page 12.



Figure 7.124: Floor plan of assessed building (L), Keyplan highlighting the assessed building (R).

7.3.22 Block 04, Fifth Floor

Table No. 7.125: Alternative Daylight Standards Results Block 04, Fifth Floor

| Unit Number | Room Description | BS 8206-2 | | EN 17037 | | | BS_EN 17037 | |
|-------------|------------------|---------------|-----------------|---|---|-----------------|---|-----------------|
| | | Predicted ADF | Meets Criteria* | % of area above 300 Lux (recommendation >50%) | % of area above 100 Lux (recommendation >95%) | Meets Criteria* | % of area above target Lux* (recommendation >50%) | Meets Criteria* |
| B04_05F_008 | Bedroom 1 | 3.18% | Yes | 76% | 100% | Yes | 100% | Yes |
| B04_05F_008 | Bedroom 2 | 3.64% | Yes | 92% | 100% | Yes | 100% | Yes |
| B04_05F_008 | LKD | 1.61% | No | 28% | 86% | No | 50% | Yes |
| B04_05F_009 | Bedroom 1 | 4.23% | Yes | 100% | 100% | Yes | 100% | Yes |
| B04_05F_009 | Bedroom 2 | 2.37% | Yes | 45% | 100% | No | 72% | Yes |
| B04_05F_009 | LKD | 2.48% | Yes | 56% | 100% | Yes | 100% | Yes |
| B04_05F_010 | Bedroom 1 | 4.31% | Yes | 100% | 100% | Yes | 100% | Yes |
| B04_05F_010 | Bedroom 2 | 2.41% | Yes | 47% | 100% | No | 72% | Yes |
| B04_05F_010 | LKD | 2.40% | Yes | 53% | 100% | Yes | 99% | Yes |
| B04_05F_011 | Bedroom 1 | 3.93% | Yes | 88% | 100% | Yes | 100% | Yes |
| B04_05F_011 | Bedroom 2 | 4.18% | Yes | 100% | 100% | Yes | 100% | Yes |
| B04_05F_011 | LKD | 5.07% | Yes | 89% | 100% | Yes | 100% | Yes |
| B04_05F_012 | Bedroom 1 | 2.18% | Yes | 50% | 100% | Yes | 100% | Yes |
| B04_05F_012 | LKD | 4.29% | Yes | 72% | 100% | Yes | 89% | Yes |
| B04_05F_013 | Bedroom 1 | 2.34% | Yes | 57% | 100% | Yes | 100% | Yes |
| B04_05F_013 | LKD | 4.69% | Yes | 79% | 100% | Yes | 100% | Yes |

*For information regarding the criteria under the various guidelines please refer to section 3.0 on page 12.



Figure 7.125: Floor plan of assessed building (L), Keyplan highlighting the assessed building (R).

7.3.23 Block 04, Sixth Floor

Table No. 7.126: Alternative Daylight Standards Results Block 04, Sixth Floor

| Unit Number | Room Description | BS 8206-2 | | EN 17037 | | | BS_EN 17037 | |
|-------------|------------------|---------------|-----------------|---|---|-----------------|---|-----------------|
| | | Predicted ADF | Meets Criteria* | % of area above 300 Lux (recommendation >50%) | % of area above 100 Lux (recommendation >95%) | Meets Criteria* | % of area above target Lux* (recommendation >50%) | Meets Criteria* |
| B04_06F_001 | Bedroom 1 | 4.10% | Yes | 100% | 100% | Yes | 100% | Yes |
| B04_06F_001 | Bedroom 2 | 2.13% | Yes | 52% | 100% | Yes | 100% | Yes |
| B04_06F_001 | LKD | 3.27% | Yes | 56% | 100% | Yes | 82% | Yes |
| B04_06F_002 | Bedroom 1 | 1.42% | Yes | 13% | 100% | No | 47% | No |
| B04_06F_002 | LKD | 4.84% | Yes | 80% | 100% | Yes | 100% | Yes |
| B04_06F_003 | Bedroom 1 | 3.59% | Yes | 81% | 100% | Yes | 100% | Yes |
| B04_06F_003 | Bedroom 2 | 3.12% | Yes | 80% | 100% | Yes | 100% | Yes |
| B04_06F_003 | LKD | 2.17% | Yes | 43% | 100% | No | 72% | Yes |
| B04_06F_004 | Bedroom 1 | 3.91% | Yes | 95% | 100% | Yes | 100% | Yes |
| B04_06F_004 | Bedroom 2 | 4.06% | Yes | 98% | 100% | Yes | 100% | Yes |
| B04_06F_004 | LKD | 1.65% | No | 28% | 100% | No | 55% | Yes |
| B04_06F_005 | Bedroom 1 | 2.31% | Yes | 63% | 100% | Yes | 100% | Yes |
| B04_06F_005 | LKD | 4.73% | Yes | 84% | 100% | Yes | 100% | Yes |
| B04_06F_006 | Bedroom 1 | 2.93% | Yes | 93% | 100% | Yes | 100% | Yes |
| B04_06F_006 | Bedroom 2 | 2.89% | Yes | 100% | 100% | Yes | 100% | Yes |
| B04_06F_006 | LKD | 3.89% | Yes | 72% | 100% | Yes | 83% | Yes |
| B04_06F_007 | Bedroom 1 | 3.53% | Yes | 82% | 100% | Yes | 100% | Yes |
| B04_06F_007 | Bedroom 2 | 3.71% | Yes | 84% | 100% | Yes | 100% | Yes |
| B04_06F_007 | LKD | 4.75% | Yes | 98% | 100% | Yes | 100% | Yes |
| B04_06F_014 | Bedroom 1 | 1.92% | Yes | 39% | 100% | No | 71% | Yes |
| B04_06F_014 | LKD | 2.80% | Yes | 38% | 100% | No | 63% | Yes |

*For information regarding the criteria under the various guidelines please refer to section 3.0 on page 12.

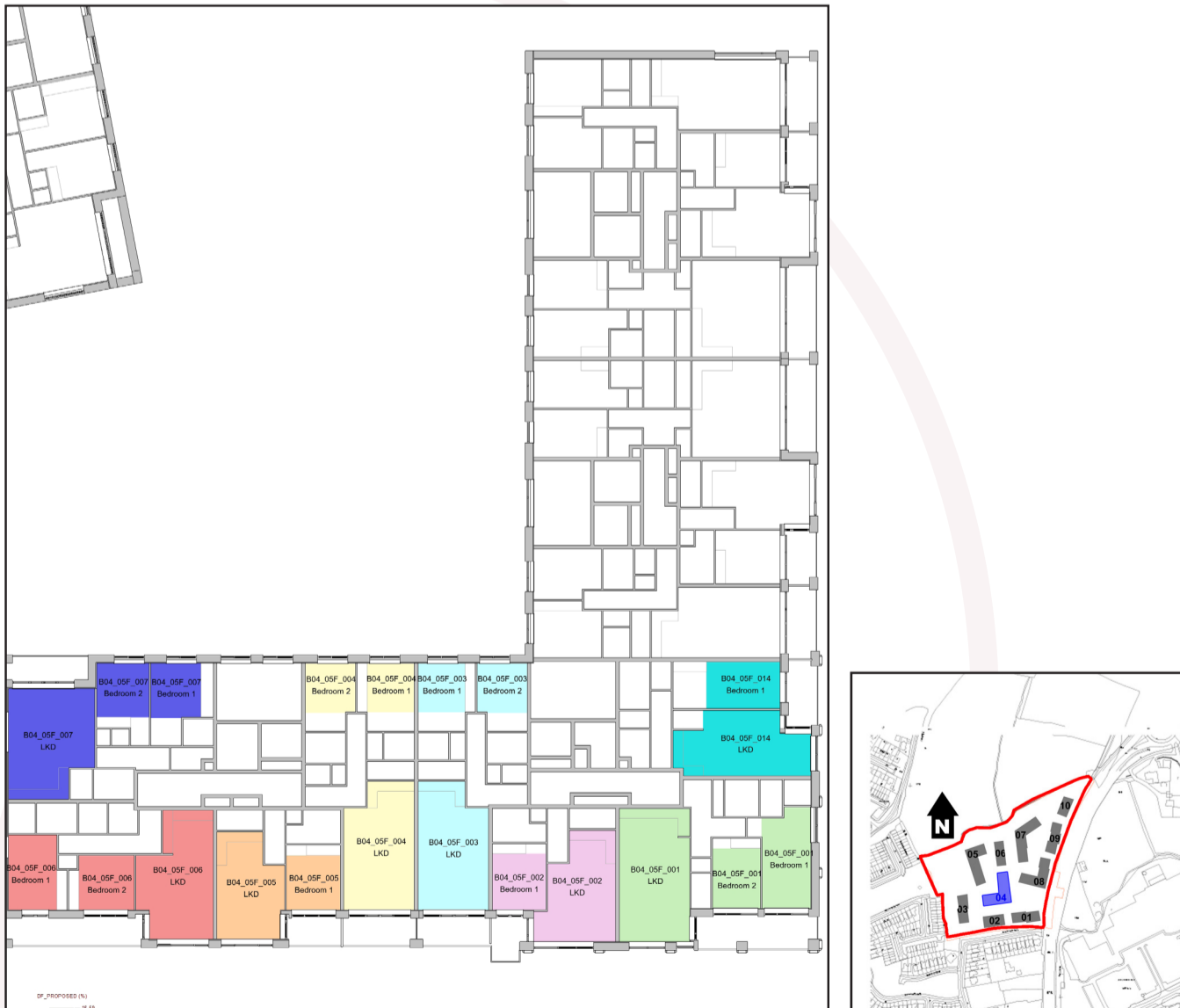


Figure 7.126: Floor plan of assessed building (L), Keyplan highlighting the assessed building (R).

7.3.24 Block 04, Sixth Floor

Table No. 7.127: Alternative Daylight Standards Results Block 04, Sixth Floor

| Unit Number | Room Description | BS 8206-2 | | EN 17037 | | | BS_EN 17037 | |
|-------------|------------------|---------------|-----------------|---|---|-----------------|---|-----------------|
| | | Predicted ADF | Meets Criteria* | % of area above 300 Lux (recommendation >50%) | % of area above 100 Lux (recommendation >95%) | Meets Criteria* | % of area above target Lux* (recommendation >50%) | Meets Criteria* |
| B04_06F_008 | Bedroom 1 | 3.42% | Yes | 83% | 100% | Yes | 100% | Yes |
| B04_06F_008 | Bedroom 2 | 3.96% | Yes | 96% | 100% | Yes | 100% | Yes |
| B04_06F_008 | LKD | 1.66% | No | 29% | 90% | No | 52% | Yes |
| B04_06F_009 | Bedroom 1 | 4.34% | Yes | 100% | 100% | Yes | 100% | Yes |
| B04_06F_009 | Bedroom 2 | 2.44% | Yes | 47% | 100% | No | 73% | Yes |
| B04_06F_009 | LKD | 2.59% | Yes | 62% | 100% | Yes | 100% | Yes |
| B04_06F_010 | Bedroom 1 | 4.44% | Yes | 100% | 100% | Yes | 100% | Yes |
| B04_06F_010 | Bedroom 2 | 2.46% | Yes | 47% | 100% | No | 77% | Yes |
| B04_06F_010 | LKD | 2.53% | Yes | 60% | 100% | Yes | 100% | Yes |
| B04_06F_011 | Bedroom 1 | 4.04% | Yes | 100% | 100% | Yes | 100% | Yes |
| B04_06F_011 | Bedroom 2 | 4.32% | Yes | 100% | 100% | Yes | 100% | Yes |
| B04_06F_011 | LKD | 5.69% | Yes | 92% | 100% | Yes | 100% | Yes |
| B04_06F_012 | Bedroom 1 | 2.31% | Yes | 59% | 100% | Yes | 100% | Yes |
| B04_06F_012 | LKD | 4.45% | Yes | 76% | 100% | Yes | 93% | Yes |
| B04_06F_013 | Bedroom 1 | 2.60% | Yes | 75% | 100% | Yes | 100% | Yes |
| B04_06F_013 | LKD | 4.77% | Yes | 81% | 100% | Yes | 100% | Yes |

*For information regarding the criteria under the various guidelines please refer to section 3.0 on page 12.



Figure 7.127: Floor plan of assessed building (L), Keyplan highlighting the assessed building (R).

7.3.25 Block 04. Seventh Floor

Table No. 7.128: Alternative Daylight Standards Results Block 04, Seventh Floor

| Unit Number | Room Description | BS 8206-2 | | EN 17037 | | | BS_EN 17037 | |
|-------------|------------------|---------------|-----------------|---|---|-----------------|---|-----------------|
| | | Predicted ADF | Meets Criteria* | % of area above 300 Lux (recommendation >50%) | % of area above 100 Lux (recommendation >95%) | Meets Criteria* | % of area above target Lux* (recommendation >50%) | Meets Criteria* |
| B04_07F_001 | Bedroom 1 | 4.54% | Yes | 100% | 100% | Yes | 100% | Yes |
| B04_07F_001 | Bedroom 2 | 2.20% | Yes | 54% | 100% | Yes | 100% | Yes |
| B04_07F_001 | LKD | 3.34% | Yes | 58% | 100% | Yes | 83% | Yes |
| B04_07F_002 | Bedroom 1 | 2.12% | Yes | 40% | 98% | No | 75% | Yes |
| B04_07F_002 | LKD | 6.57% | Yes | 93% | 100% | Yes | 100% | Yes |
| B04_07F_003 | Bedroom 1 | 3.56% | Yes | 90% | 100% | Yes | 100% | Yes |
| B04_07F_003 | LKD | 4.32% | Yes | 79% | 100% | Yes | 100% | Yes |
| B04_07F_004 | Bedroom 1 | 4.15% | Yes | 100% | 100% | Yes | 100% | Yes |
| B04_07F_004 | Bedroom 2 | 3.76% | Yes | 100% | 100% | Yes | 100% | Yes |
| B04_07F_004 | LKD | 4.28% | Yes | 84% | 100% | Yes | 100% | Yes |
| B04_07F_005 | Bedroom 1 | 5.39% | Yes | 100% | 100% | Yes | 100% | Yes |
| B04_07F_005 | LKD | 8.06% | Yes | 100% | 100% | Yes | 100% | Yes |
| B04_07F_006 | Bedroom 1 | 7.22% | Yes | 100% | 100% | Yes | 100% | Yes |
| B04_07F_006 | Bedroom 2 | 3.53% | Yes | 94% | 100% | Yes | 100% | Yes |
| B04_07F_006 | Bedroom 3 | 5.29% | Yes | 100% | 100% | Yes | 100% | Yes |
| B04_07F_006 | LKD | 5.30% | Yes | 100% | 100% | Yes | 100% | Yes |
| B04_07F_013 | Bedroom 1 | 1.63% | Yes | 28% | 91% | No | 53% | Yes |
| B04_07F_013 | LKD | 2.85% | Yes | 39% | 100% | No | 67% | Yes |

*For information regarding the criteria under the various guidelines please refer to section 3.0 on page 12.



Figure 7.128: Floor plan of assessed building (L), Keyplan highlighting the assessed building (R).

7.3.26 Block 04, Seventh Floor

Table No. 7.129: Alternative Daylight Standards Results Block 04, Seventh Floor

| Unit Number | Room Description | BS 8206-2 | | EN 17037 | | | BS_EN 17037 | |
|-------------|------------------|---------------|-----------------|---|---|-----------------|---|-----------------|
| | | Predicted ADF | Meets Criteria* | % of area above 300 Lux (recommendation >50%) | % of area above 100 Lux (recommendation >95%) | Meets Criteria* | % of area above target Lux* (recommendation >50%) | Meets Criteria* |
| B04_07F_007 | Bedroom 1 | 3.66% | Yes | 88% | 100% | Yes | 100% | Yes |
| B04_07F_007 | Bedroom 2 | 4.22% | Yes | 98% | 100% | Yes | 100% | Yes |
| B04_07F_007 | LKD | 3.19% | Yes | 54% | 100% | Yes | 82% | Yes |
| B04_07F_008 | Bedroom 1 | 2.17% | Yes | 33% | 100% | No | 67% | Yes |
| B04_07F_008 | Bedroom 2 | 4.49% | Yes | 98% | 100% | Yes | 100% | Yes |
| B04_07F_008 | LKD | 5.26% | Yes | 100% | 100% | Yes | 100% | Yes |
| B04_07F_009 | Bedroom 1 | 2.18% | Yes | 36% | 100% | No | 69% | Yes |
| B04_07F_009 | Bedroom 2 | 4.40% | Yes | 100% | 100% | Yes | 100% | Yes |
| B04_07F_009 | LKD | 5.24% | Yes | 100% | 100% | Yes | 100% | Yes |
| B04_07F_010 | Bedroom 1 | 3.79% | Yes | 85% | 100% | Yes | 100% | Yes |
| B04_07F_010 | Bedroom 2 | 3.64% | Yes | 77% | 100% | Yes | 100% | Yes |
| B04_07F_010 | LKD | 8.34% | Yes | 100% | 100% | Yes | 100% | Yes |
| B04_07F_011 | Bedroom 1 | 4.79% | Yes | 100% | 100% | Yes | 100% | Yes |
| B04_07F_011 | LKD | 5.05% | Yes | 81% | 100% | Yes | 100% | Yes |
| B04_07F_012 | Bedroom 1 | 4.94% | Yes | 100% | 100% | Yes | 100% | Yes |
| B04_07F_012 | LKD | 5.36% | Yes | 85% | 100% | Yes | 100% | Yes |

*For information regarding the criteria under the various guidelines please refer to section 3.0 on page 12.



Figure 7.129: Floor plan of assessed building (L), Keyplan highlighting the assessed building (R).

7.3.27 Block 04, Eighth Floor

Table No. 7.130: Alternative Daylight Standards Results Block 04, Eighth Floor

| Unit Number | Room Description | BS 8206-2 | | EN 17037 | | | BS_EN 17037 | |
|-------------|------------------|---------------|-----------------|---|---|-----------------|---|-----------------|
| | | Predicted ADF | Meets Criteria* | % of area above 300 Lux (recommendation >50%) | % of area above 100 Lux (recommendation >95%) | Meets Criteria* | % of area above target Lux* (recommendation >50%) | Meets Criteria* |
| B04_08F_001 | Bedroom 1 | 3.37% | Yes | 87% | 100% | Yes | 100% | Yes |
| B04_08F_001 | Bedroom 2 | 3.87% | Yes | 100% | 100% | Yes | 100% | Yes |
| B04_08F_001 | Bedroom 3 | 4.88% | Yes | 100% | 100% | Yes | 100% | Yes |
| B04_08F_001 | LKD | 5.68% | Yes | 100% | 100% | Yes | 100% | Yes |
| B04_08F_002 | Bedroom 1 | 2.78% | Yes | 56% | 100% | Yes | 92% | Yes |
| B04_08F_002 | LKD | 2.73% | Yes | 54% | 100% | Yes | 86% | Yes |

*For information regarding the criteria under the various guidelines please refer to section 3.0 on page 12.

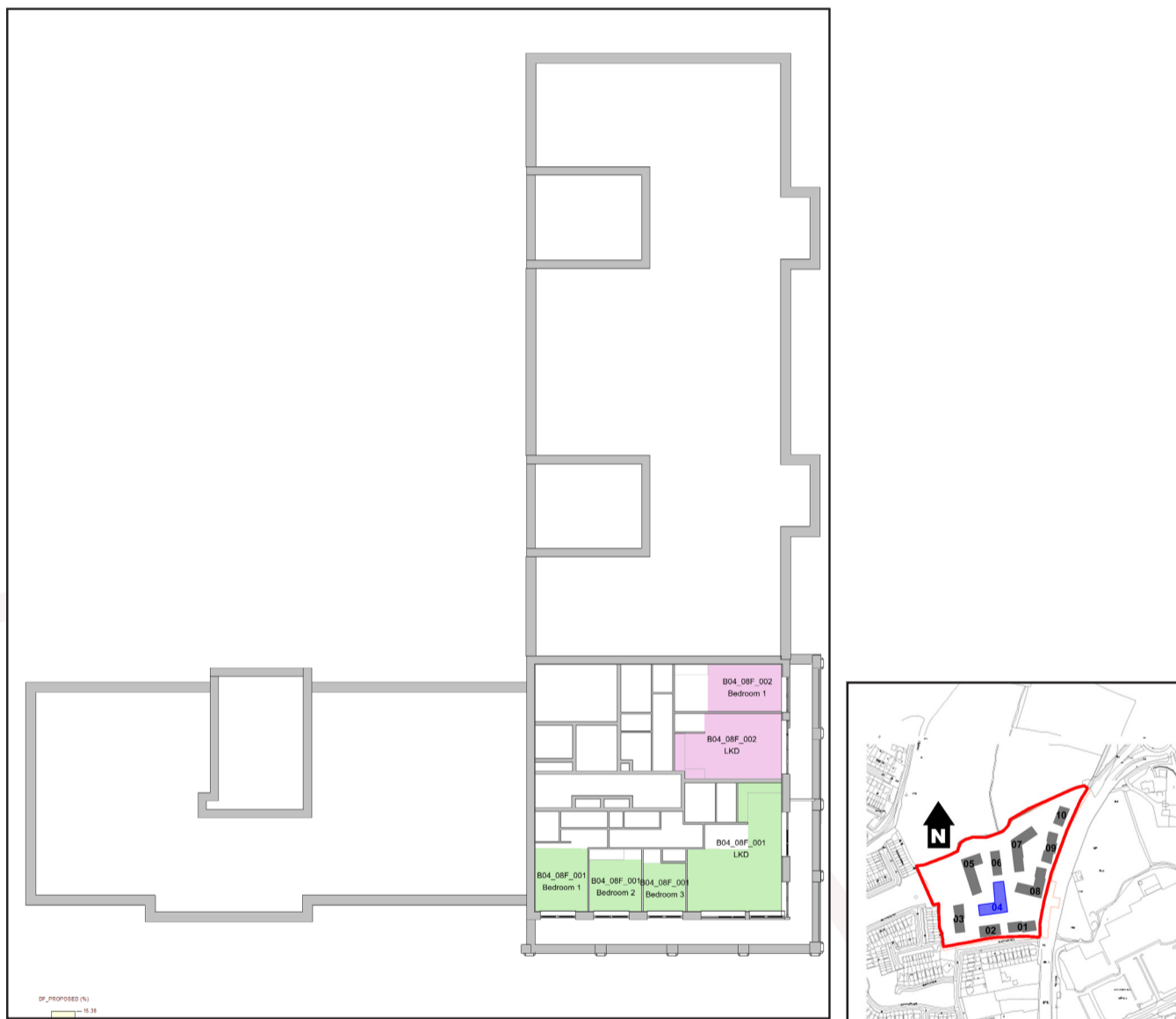


Figure 7.130: Floor plan of assessed building (L), Keyplan highlighting the assessed building (R).

7.3.28 Block 05, Ground Floor

Table No. 7.131: Alternative Daylight Standards Results Block 05, Ground Floor

| Unit Number | Room Description | BS 8206-2 | | EN 17037 | | | BS_EN 17037 | |
|-------------|------------------|---------------|-----------------|---|---|-----------------|---|-----------------|
| | | Predicted ADF | Meets Criteria* | % of area above 300 Lux (recommendation >50%) | % of area above 100 Lux (recommendation >95%) | Meets Criteria* | % of area above target Lux* (recommendation >50%) | Meets Criteria* |
| B05_OGF_001 | Bedroom 1 | 4.97% | Yes | 100% | 100% | Yes | 100% | Yes |
| B05_OGF_001 | Bedroom 2 | 5.33% | Yes | 100% | 100% | Yes | 100% | Yes |
| B05_OGF_001 | LKD | 5.83% | Yes | 98% | 100% | Yes | 100% | Yes |
| B05_OGF_002 | Bedroom 1 | 4.56% | Yes | 100% | 100% | Yes | 100% | Yes |
| B05_OGF_002 | LKD | 6.66% | Yes | 100% | 100% | Yes | 100% | Yes |
| B05_OGF_003 | Bedroom 1 | 4.28% | Yes | 100% | 100% | Yes | 100% | Yes |
| B05_OGF_003 | LKD | 5.28% | Yes | 100% | 100% | Yes | 100% | Yes |
| B05_OGF_004 | Bedroom 1 | 3.69% | Yes | 74% | 100% | Yes | 100% | Yes |
| B05_OGF_004 | Bedroom 2 | 4.70% | Yes | 100% | 100% | Yes | 100% | Yes |
| B05_OGF_004 | Bedroom 3 | 4.59% | Yes | 100% | 100% | Yes | 100% | Yes |
| B05_OGF_004 | LKD | 4.72% | Yes | 96% | 100% | Yes | 100% | Yes |
| B05_OGF_005 | Bedroom 1 | 4.55% | Yes | 100% | 100% | Yes | 100% | Yes |
| B05_OGF_005 | Bedroom 2 | 6.56% | Yes | 100% | 100% | Yes | 100% | Yes |
| B05_OGF_005 | LKD | 6.92% | Yes | 100% | 100% | Yes | 100% | Yes |

*For information regarding the criteria under the various guidelines please refer to section 3.0 on page 12.

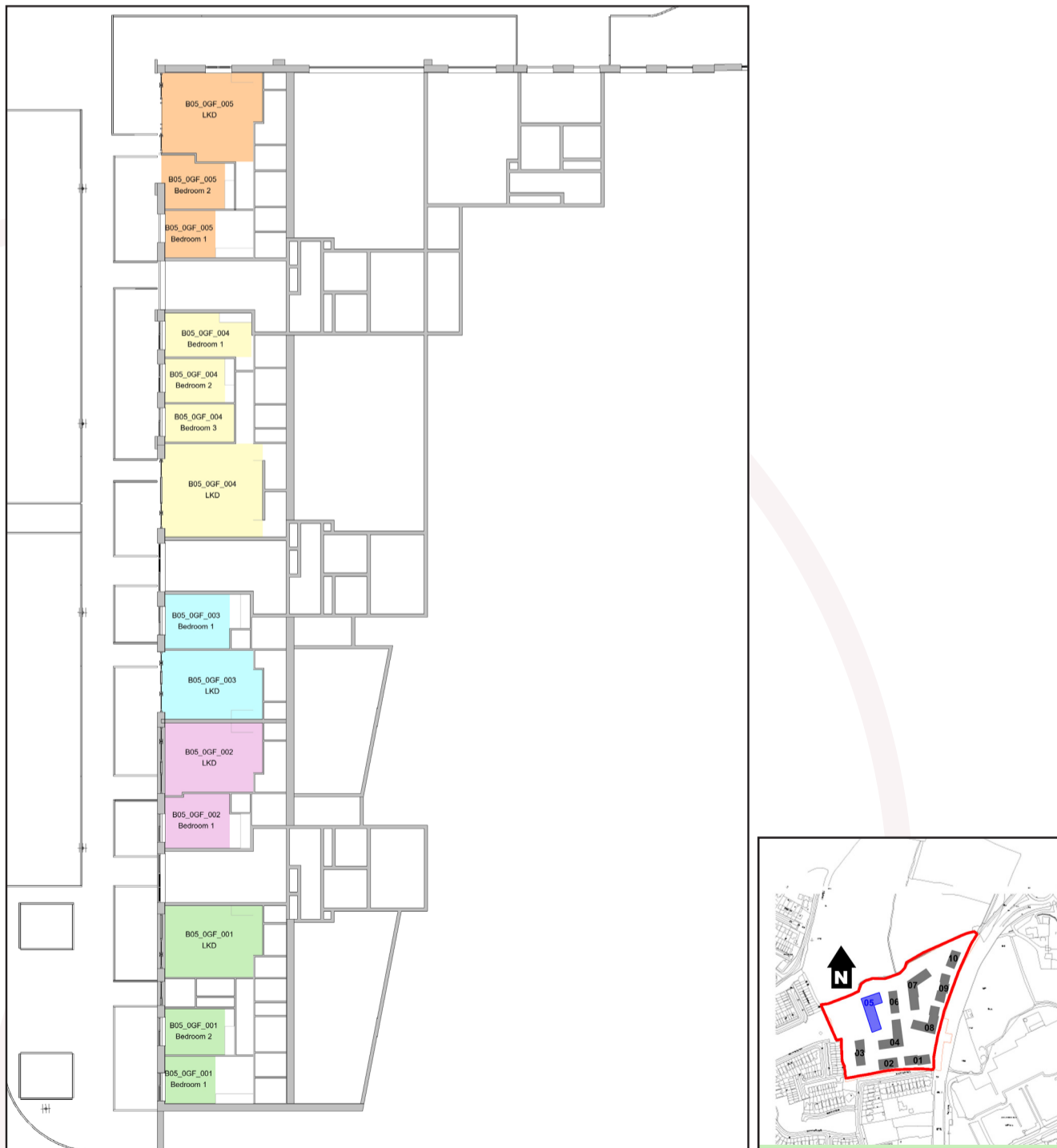


Figure 7.131: Floor plan of assessed building (L), Keyplan highlighting the assessed building (R).

7.3.29 Block 05, First Floor

Table No. 7.132: Alternative Daylight Standards Results Block 05, First Floor

| Unit Number | Room Description | BS 8206-2 | | EN 17037 | | | BS_EN 17037 | |
|-------------|------------------|---------------|-----------------|---|---|-----------------|---|-----------------|
| | | Predicted ADF | Meets Criteria* | % of area above 300 Lux (recommendation >50%) | % of area above 100 Lux (recommendation >95%) | Meets Criteria* | % of area above target Lux* (recommendation >50%) | Meets Criteria* |
| B05_01F_001 | Bedroom 1 | 2.27% | Yes | 50% | 100% | Yes | 100% | Yes |
| B05_01F_001 | Bedroom 2 | 2.89% | Yes | 100% | 100% | Yes | 100% | Yes |
| B05_01F_001 | LKD | 4.17% | Yes | 73% | 100% | Yes | 96% | Yes |
| B05_01F_002 | Bedroom 1 | 2.54% | Yes | 82% | 100% | Yes | 100% | Yes |
| B05_01F_002 | LKD | 5.43% | Yes | 95% | 100% | Yes | 100% | Yes |
| B05_01F_003 | Bedroom 1 | 2.52% | Yes | 50% | 100% | Yes | 93% | Yes |
| B05_01F_003 | Bedroom 2 | 2.09% | Yes | 33% | 100% | No | 59% | Yes |
| B05_01F_003 | LKD | 1.78% | No | 32% | 100% | No | 62% | Yes |
| B05_01F_004 | Bedroom 1 | 2.33% | Yes | 43% | 100% | No | 69% | Yes |
| B05_01F_004 | Bedroom 2 | 2.01% | Yes | 29% | 100% | No | 59% | Yes |
| B05_01F_004 | LKD | 1.70% | No | 30% | 100% | No | 57% | Yes |
| B05_01F_005 | Bedroom 1 | 2.49% | Yes | 79% | 100% | Yes | 100% | Yes |
| B05_01F_005 | LKD | 5.33% | Yes | 97% | 100% | Yes | 100% | Yes |
| B05_01F_006 | Bedroom 1 | 1.43% | Yes | 21% | 71% | No | 33% | No |
| B05_01F_006 | Bedroom 2 | 1.70% | Yes | 27% | 100% | No | 40% | No |
| B05_01F_006 | LKD | 2.63% | Yes | 83% | 100% | Yes | 100% | Yes |
| B05_01F_013 | Bedroom 1 | 2.07% | Yes | 30% | 100% | No | 64% | Yes |
| B05_01F_013 | Bedroom 2 | 2.05% | Yes | 32% | 100% | No | 63% | Yes |
| B05_01F_013 | LKD | 2.36% | Yes | 47% | 100% | No | 88% | Yes |

*For information regarding the criteria under the various guidelines please refer to section 3.0 on page 12.



Figure 7.132: Floor plan of assessed building (L), Keyplan highlighting the assessed building (R).

7.3.30 Block 05, First Floor

Table No. 7.133: Alternative Daylight Standards Results Block 05, First Floor

| Unit Number | Room Description | BS 8206-2 | | EN 17037 | | | BS_EN 17037 | |
|-------------|------------------|---------------|-----------------|---|---|-----------------|---|-----------------|
| | | Predicted ADF | Meets Criteria* | % of area above 300 Lux (recommendation >50%) | % of area above 100 Lux (recommendation >95%) | Meets Criteria* | % of area above target Lux* (recommendation >50%) | Meets Criteria* |
| B05_01F_007 | Bedroom 1 | 1.50% | Yes | 21% | 88% | No | 38% | No |
| B05_01F_007 | Bedroom 2 | 1.21% | Yes | 16% | 62% | No | 26% | No |
| B05_01F_007 | LKD | 1.73% | No | 31% | 100% | No | 60% | Yes |
| B05_01F_008 | Bedroom 1 | 2.54% | Yes | 84% | 100% | Yes | 100% | Yes |
| B05_01F_008 | LKD | 5.22% | Yes | 92% | 100% | Yes | 100% | Yes |
| B05_01F_009 | Bedroom 1 | 8.06% | Yes | 100% | 100% | Yes | 100% | Yes |
| B05_01F_009 | Bedroom 2 | 1.21% | Yes | 7% | 100% | No | 29% | No |
| B05_01F_009 | LKD | 3.84% | Yes | 93% | 100% | Yes | 100% | Yes |
| B05_01F_010 | Bedroom 1 | 1.05% | Yes | 3% | 83% | No | 24% | No |
| B05_01F_010 | LKD | 3.88% | Yes | 62% | 100% | Yes | 85% | Yes |
| B05_01F_011 | Bedroom 1 | 4.06% | Yes | 100% | 100% | Yes | 100% | Yes |
| B05_01F_011 | Bedroom 2 | 3.57% | Yes | 87% | 100% | Yes | 100% | Yes |
| B05_01F_011 | LKD | 1.80% | No | 21% | 100% | No | 94% | Yes |
| B05_01F_012 | Bedroom 1 | 1.73% | Yes | 25% | 100% | No | 71% | Yes |
| B05_01F_012 | LKD | 3.05% | Yes | 52% | 100% | Yes | 78% | Yes |

*For information regarding the criteria under the various guidelines please refer to section 3.0 on page 12.



Figure 7.133: Floor plan of assessed building (L), Keyplan highlighting the assessed building (R).

7.3.31 Block 05, Second Floor

Table No. 7.134: Alternative Daylight Standards Results Block 05, Second Floor

| Unit Number | Room Description | BS 8206-2 | | EN 17037 | | | BS_EN 17037 | |
|-------------|------------------|---------------|-----------------|---|---|-----------------|---|-----------------|
| | | Predicted ADF | Meets Criteria* | % of area above 300 Lux (recommendation >50%) | % of area above 100 Lux (recommendation >95%) | Meets Criteria* | % of area above target Lux* (recommendation >50%) | Meets Criteria* |
| B05_02F_001 | Bedroom 1 | 2.36% | Yes | 76% | 100% | Yes | 100% | Yes |
| B05_02F_001 | Bedroom 2 | 2.99% | Yes | 100% | 100% | Yes | 100% | Yes |
| B05_02F_001 | LKD | 4.26% | Yes | 73% | 100% | Yes | 95% | Yes |
| B05_02F_002 | Bedroom 1 | 2.60% | Yes | 91% | 100% | Yes | 100% | Yes |
| B05_02F_002 | LKD | 5.52% | Yes | 98% | 100% | Yes | 100% | Yes |
| B05_02F_003 | Bedroom 1 | 2.44% | Yes | 50% | 100% | Yes | 94% | Yes |
| B05_02F_003 | Bedroom 2 | 2.04% | Yes | 39% | 100% | No | 66% | Yes |
| B05_02F_003 | LKD | 1.82% | No | 34% | 100% | No | 64% | Yes |
| B05_02F_004 | Bedroom 1 | 2.27% | Yes | 44% | 100% | No | 81% | Yes |
| B05_02F_004 | Bedroom 2 | 1.98% | Yes | 31% | 100% | No | 68% | Yes |
| B05_02F_004 | LKD | 1.72% | No | 31% | 100% | No | 59% | Yes |
| B05_02F_005 | Bedroom 1 | 2.55% | Yes | 84% | 100% | Yes | 100% | Yes |
| B05_02F_005 | LKD | 5.41% | Yes | 98% | 100% | Yes | 100% | Yes |
| B05_02F_006 | Bedroom 1 | 1.89% | Yes | 39% | 100% | No | 64% | Yes |
| B05_02F_006 | Bedroom 2 | 1.66% | Yes | 28% | 100% | No | 44% | No |
| B05_02F_006 | LKD | 2.69% | Yes | 91% | 100% | Yes | 100% | Yes |
| B05_02F_013 | Bedroom 1 | 2.04% | Yes | 35% | 100% | No | 78% | Yes |
| B05_02F_013 | Bedroom 2 | 2.03% | Yes | 37% | 100% | No | 80% | Yes |
| B05_02F_013 | LKD | 2.51% | Yes | 55% | 100% | Yes | 87% | Yes |

*For information regarding the criteria under the various guidelines please refer to section 3.0 on page 12.



Figure 7.134: Floor plan of assessed building (L), Keyplan highlighting the assessed building (R).

7.3.32 Block 05. Second Floor

Table No. 7.135: Alternative Daylight Standards Results Block 05, Second Floor

| Unit Number | Room Description | BS 8206-2 | | EN 17037 | | | BS_EN 17037 | |
|-------------|------------------|---------------|-----------------|---|---|-----------------|---|-----------------|
| | | Predicted ADF | Meets Criteria* | % of area above 300 Lux (recommendation >50%) | % of area above 100 Lux (recommendation >95%) | Meets Criteria* | % of area above target Lux* (recommendation >50%) | Meets Criteria* |
| B05_02F_007 | Bedroom 1 | 1.50% | Yes | 19% | 100% | No | 42% | No |
| B05_02F_007 | Bedroom 2 | 1.19% | Yes | 16% | 69% | No | 31% | No |
| B05_02F_007 | LKD | 1.78% | No | 33% | 100% | No | 62% | Yes |
| B05_02F_008 | Bedroom 1 | 2.59% | Yes | 95% | 100% | Yes | 100% | Yes |
| B05_02F_008 | LKD | 5.27% | Yes | 94% | 100% | Yes | 100% | Yes |
| B05_02F_009 | Bedroom 1 | 8.14% | Yes | 100% | 100% | Yes | 100% | Yes |
| B05_02F_009 | Bedroom 2 | 1.31% | Yes | 9% | 100% | No | 34% | No |
| B05_02F_009 | LKD | 3.89% | Yes | 93% | 100% | Yes | 100% | Yes |
| B05_02F_010 | Bedroom 1 | 1.08% | Yes | 3% | 88% | No | 22% | No |
| B05_02F_010 | LKD | 3.94% | Yes | 62% | 100% | Yes | 87% | Yes |
| B05_02F_011 | Bedroom 1 | 3.92% | Yes | 100% | 100% | Yes | 100% | Yes |
| B05_02F_011 | Bedroom 2 | 3.61% | Yes | 96% | 100% | Yes | 100% | Yes |
| B05_02F_011 | LKD | 1.92% | No | 31% | 100% | No | 92% | Yes |
| B05_02F_012 | Bedroom 1 | 1.93% | Yes | 38% | 100% | No | 88% | Yes |
| B05_02F_012 | LKD | 3.35% | Yes | 58% | 100% | Yes | 82% | Yes |

*For information regarding the criteria under the various guidelines please refer to section 3.0 on page 12.

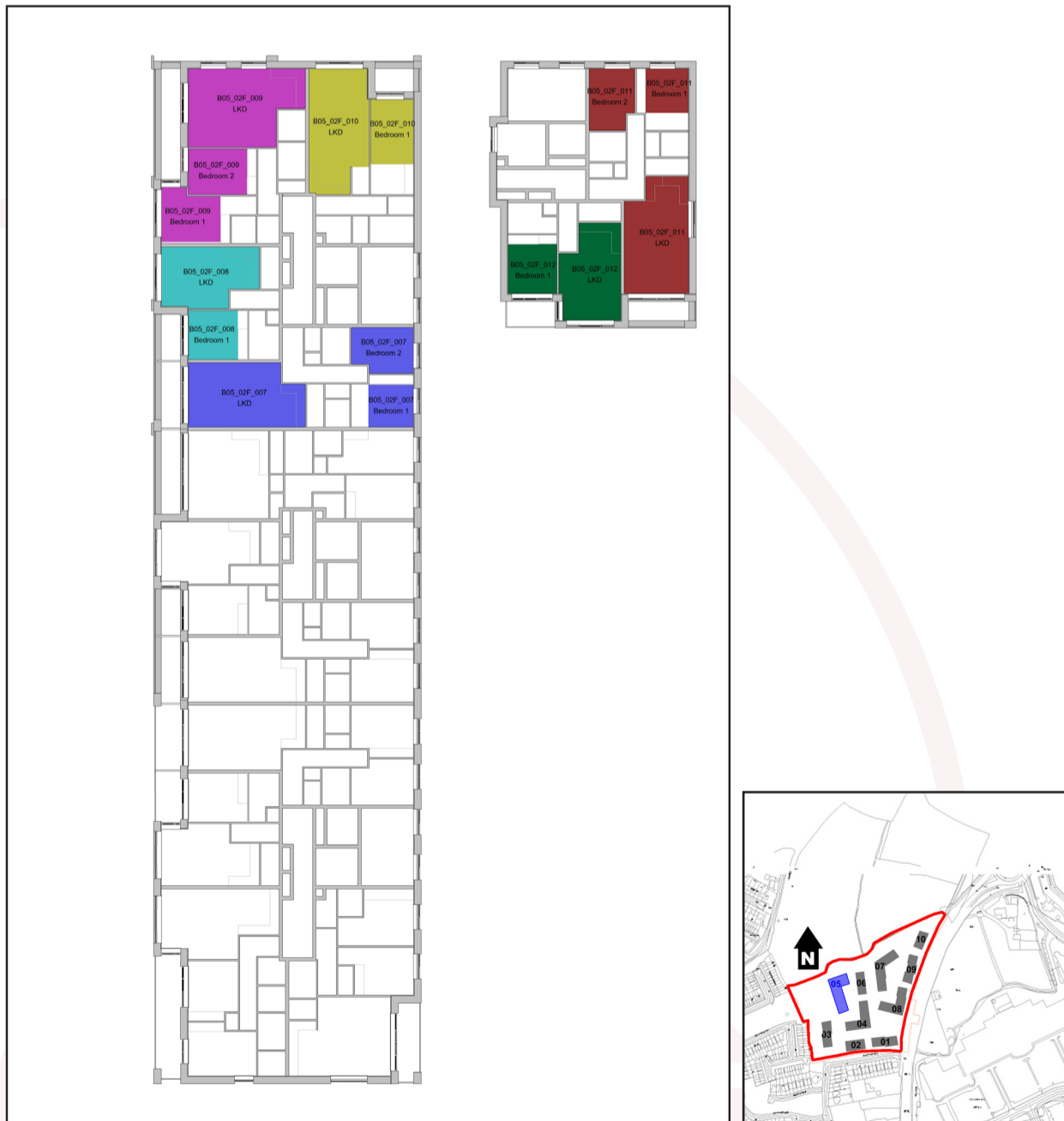


Figure 7.135: Floor plan of assessed building (L), Keyplan highlighting the assessed building (R).

7.3.33 Block 05, Third Floor

Table No. 7.136: Alternative Daylight Standards Results Block 05, Second Floor

| Unit Number | Room Description | BS 8206-2 | | EN 17037 | | | BS_EN 17037 | |
|-------------|------------------|---------------|-----------------|---|---|-----------------|---|-----------------|
| | | Predicted ADF | Meets Criteria* | % of area above 300 Lux (recommendation >50%) | % of area above 100 Lux (recommendation >95%) | Meets Criteria* | % of area above target Lux* (recommendation >50%) | Meets Criteria* |
| B05_03F_001 | Bedroom 1 | 2.57% | Yes | 76% | 100% | Yes | 100% | Yes |
| B05_03F_001 | Bedroom 2 | 3.06% | Yes | 100% | 100% | Yes | 100% | Yes |
| B05_03F_001 | LKD | 4.31% | Yes | 74% | 100% | Yes | 98% | Yes |
| B05_03F_002 | Bedroom 1 | 2.63% | Yes | 91% | 100% | Yes | 100% | Yes |
| B05_03F_002 | LKD | 5.58% | Yes | 99% | 100% | Yes | 100% | Yes |
| B05_03F_003 | Bedroom 1 | 3.03% | Yes | 64% | 100% | Yes | 98% | Yes |
| B05_03F_003 | Bedroom 2 | 2.49% | Yes | 45% | 100% | No | 75% | Yes |
| B05_03F_003 | LKD | 1.84% | No | 34% | 100% | No | 64% | Yes |
| B05_03F_004 | Bedroom 1 | 2.88% | Yes | 60% | 100% | Yes | 90% | Yes |
| B05_03F_004 | Bedroom 2 | 2.41% | Yes | 42% | 100% | No | 74% | Yes |
| B05_03F_004 | LKD | 1.74% | No | 31% | 100% | No | 61% | Yes |
| B05_03F_005 | Bedroom 1 | 2.56% | Yes | 84% | 100% | Yes | 100% | Yes |
| B05_03F_005 | LKD | 5.46% | Yes | 99% | 100% | Yes | 100% | Yes |
| B05_03F_006 | Bedroom 1 | 2.52% | Yes | 50% | 100% | Yes | 74% | Yes |
| B05_03F_006 | Bedroom 2 | 2.18% | Yes | 38% | 100% | No | 58% | Yes |
| B05_03F_006 | LKD | 2.71% | Yes | 93% | 100% | Yes | 100% | Yes |
| B05_03F_013 | Bedroom 1 | 2.54% | Yes | 45% | 100% | No | 84% | Yes |
| B05_03F_013 | Bedroom 2 | 2.55% | Yes | 46% | 100% | No | 82% | Yes |
| B05_03F_013 | LKD | 2.88% | Yes | 59% | 100% | Yes | 89% | Yes |

*For information regarding the criteria under the various guidelines please refer to section 3.0 on page 12.



Figure 7.136: Floor plan of assessed building (L), Keyplan highlighting the assessed building (R).

7.3.34 Bock 05, Third Floor

Table No. 7.137: Alternative Daylight Standards Results Block 05, Second Floor

| Unit Number | Room Description | BS 8206-2 | | EN 17037 | | | BS_EN 17037 | |
|-------------|------------------|---------------|-----------------|---|---|-----------------|---|-----------------|
| | | Predicted ADF | Meets Criteria* | % of area above 300 Lux (recommendation >50%) | % of area above 100 Lux (recommendation >95%) | Meets Criteria* | % of area above target Lux* (recommendation >50%) | Meets Criteria* |
| B05_03F_007 | Bedroom 1 | 2.00% | Yes | 36% | 100% | No | 55% | Yes |
| B05_03F_007 | Bedroom 2 | 1.58% | Yes | 25% | 86% | No | 43% | No |
| B05_03F_007 | LKD | 1.80% | No | 33% | 100% | No | 62% | Yes |
| B05_03F_008 | Bedroom 1 | 2.61% | Yes | 93% | 100% | Yes | 100% | Yes |
| B05_03F_008 | LKD | 5.32% | Yes | 95% | 100% | Yes | 100% | Yes |
| B05_03F_009 | Bedroom 1 | 8.18% | Yes | 100% | 100% | Yes | 100% | Yes |
| B05_03F_009 | Bedroom 2 | 1.32% | Yes | 10% | 100% | No | 33% | No |
| B05_03F_009 | LKD | 3.93% | Yes | 94% | 100% | Yes | 100% | Yes |
| B05_03F_010 | Bedroom 1 | 1.06% | Yes | 3% | 85% | No | 22% | No |
| B05_03F_010 | LKD | 4.96% | Yes | 98% | 100% | Yes | 100% | Yes |
| B05_03F_011 | Bedroom 1 | 4.12% | Yes | 100% | 100% | Yes | 100% | Yes |
| B05_03F_011 | Bedroom 2 | 3.64% | Yes | 94% | 100% | Yes | 100% | Yes |
| B05_03F_011 | LKD | 2.05% | Yes | 42% | 100% | No | 92% | Yes |
| B05_03F_012 | Bedroom 1 | 1.46% | Yes | 13% | 100% | No | 55% | Yes |
| B05_03F_012 | Bedroom 2 | 2.18% | Yes | 38% | 100% | No | 58% | Yes |

*For information regarding the criteria under the various guidelines please refer to section 3.0 on page 12.

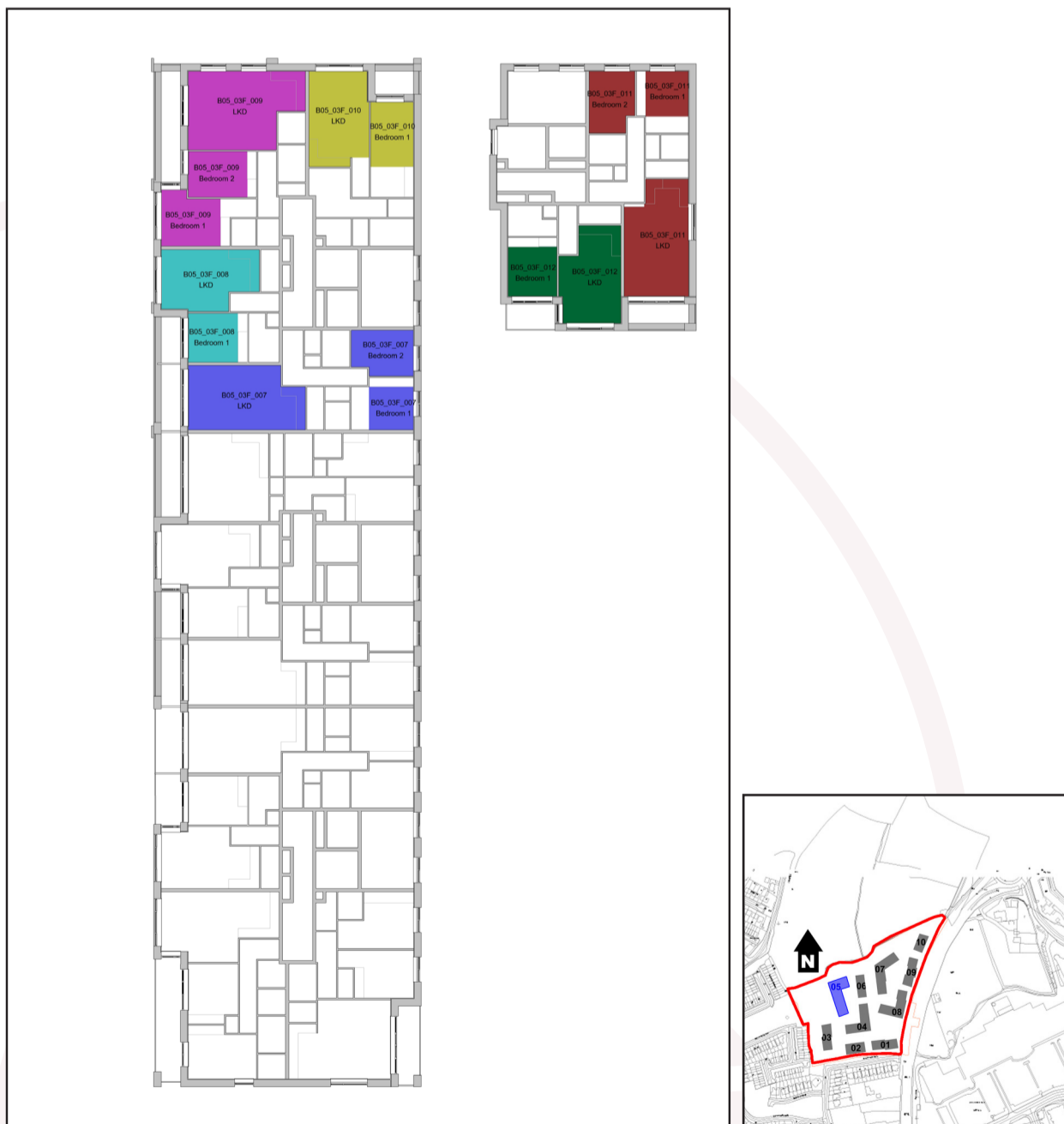


Figure 7.137: Floor plan of assessed building (L), Keyplan highlighting the assessed building (R).

7.3.35 Block 05, Fourth Floor

Table No. 7.138: Alternative Daylight Standards Results Block 05, Fourth Floor

| Unit Number | Room Description | BS 8206-2 | | EN 17037 | | | BS_EN 17037 | |
|-------------|------------------|---------------|-----------------|---|---|-----------------|---|-----------------|
| | | Predicted ADF | Meets Criteria* | % of area above 300 Lux (recommendation >50%) | % of area above 100 Lux (recommendation >95%) | Meets Criteria* | % of area above target Lux* (recommendation >50%) | Meets Criteria* |
| B05_04F_001 | Bedroom 1 | 2.71% | Yes | 88% | 100% | Yes | 100% | Yes |
| B05_04F_001 | Bedroom 2 | 3.12% | Yes | 100% | 100% | Yes | 100% | Yes |
| B05_04F_001 | LKD | 4.35% | Yes | 75% | 100% | Yes | 100% | Yes |
| B05_04F_002 | Bedroom 1 | 2.64% | Yes | 96% | 100% | Yes | 100% | Yes |
| B05_04F_002 | LKD | 5.62% | Yes | 100% | 100% | Yes | 100% | Yes |
| B05_04F_003 | Bedroom 1 | 3.24% | Yes | 71% | 100% | Yes | 100% | Yes |
| B05_04F_003 | Bedroom 2 | 2.66% | Yes | 52% | 100% | Yes | 78% | Yes |
| B05_04F_003 | LKD | 1.86% | No | 35% | 100% | No | 66% | Yes |
| B05_04F_004 | Bedroom 1 | 3.10% | Yes | 64% | 100% | Yes | 95% | Yes |
| B05_04F_004 | Bedroom 2 | 2.54% | Yes | 48% | 100% | No | 78% | Yes |
| B05_04F_004 | LKD | 1.75% | No | 31% | 100% | No | 60% | Yes |
| B05_04F_005 | Bedroom 1 | 2.57% | Yes | 86% | 100% | Yes | 100% | Yes |
| B05_04F_005 | LKD | 5.50% | Yes | 99% | 100% | Yes | 100% | Yes |
| B05_04F_006 | Bedroom 1 | 2.60% | Yes | 52% | 100% | Yes | 83% | Yes |
| B05_04F_006 | Bedroom 2 | 2.28% | Yes | 38% | 100% | No | 62% | Yes |
| B05_04F_006 | LKD | 2.72% | Yes | 95% | 100% | Yes | 100% | Yes |
| B05_04F_014 | Bedroom 1 | 2.75% | Yes | 54% | 100% | Yes | 91% | Yes |
| B05_04F_014 | Bedroom 2 | 2.78% | Yes | 57% | 100% | Yes | 89% | Yes |
| B05_04F_014 | LKD | 3.19% | Yes | 65% | 100% | Yes | 90% | Yes |

*For information regarding the criteria under the various guidelines please refer to section 3.0 on page 12.



Figure 7.138: Floor plan of assessed building (L), Keyplan highlighting the assessed building (R).

7.3.36 Block 05, Fourth Floor

Table No. 7.139: Alternative Daylight Standards Results Block 05, Fourth Floor

| Unit Number | Room Description | BS 8206-2 | | EN 17037 | | | BS_EN 17037 | |
|-------------|------------------|---------------|-----------------|---|---|-----------------|---|-----------------|
| | | Predicted ADF | Meets Criteria* | % of area above 300 Lux (recommendation >50%) | % of area above 100 Lux (recommendation >95%) | Meets Criteria* | % of area above target Lux* (recommendation >50%) | Meets Criteria* |
| B05_04F_007 | Bedroom 1 | 2.07% | Yes | 38% | 100% | No | 60% | Yes |
| B05_04F_007 | Bedroom 2 | 1.61% | Yes | 25% | 88% | No | 48% | No |
| B05_04F_007 | LKD | 1.81% | No | 34% | 100% | No | 65% | Yes |
| B05_04F_008 | Bedroom 1 | 2.62% | Yes | 89% | 100% | Yes | 100% | Yes |
| B05_04F_008 | LKD | 5.35% | Yes | 95% | 100% | Yes | 100% | Yes |
| B05_04F_009 | Bedroom 1 | 8.21% | Yes | 100% | 100% | Yes | 100% | Yes |
| B05_04F_009 | Bedroom 2 | 1.32% | Yes | 9% | 100% | No | 36% | No |
| B05_04F_009 | LKD | 3.95% | Yes | 94% | 100% | Yes | 100% | Yes |
| B05_04F_010 | Bedroom 1 | 1.04% | Yes | 1% | 85% | No | 21% | No |
| B05_04F_010 | LKD | 4.02% | Yes | 65% | 100% | Yes | 91% | Yes |
| B05_04F_011 | Bedroom 1 | 4.23% | Yes | 100% | 100% | Yes | 100% | Yes |
| B05_04F_011 | Bedroom 2 | 3.72% | Yes | 88% | 100% | Yes | 100% | Yes |
| B05_04F_011 | LKD | 1.90% | No | 35% | 100% | No | 70% | Yes |
| B05_04F_012 | Bedroom 1 | 4.14% | Yes | 100% | 100% | Yes | 100% | Yes |
| B05_04F_012 | Bedroom 2 | 3.67% | Yes | 99% | 100% | Yes | 100% | Yes |
| B05_04F_012 | LKD | 2.23% | Yes | 55% | 100% | Yes | 96% | Yes |
| B05_04F_013 | Bedroom 1 | 2.33% | Yes | 57% | 100% | Yes | 100% | Yes |
| B05_04F_013 | LKD | 3.89% | Yes | 68% | 100% | Yes | 87% | Yes |

*For information regarding the criteria under the various guidelines please refer to section 3.0 on page 12.

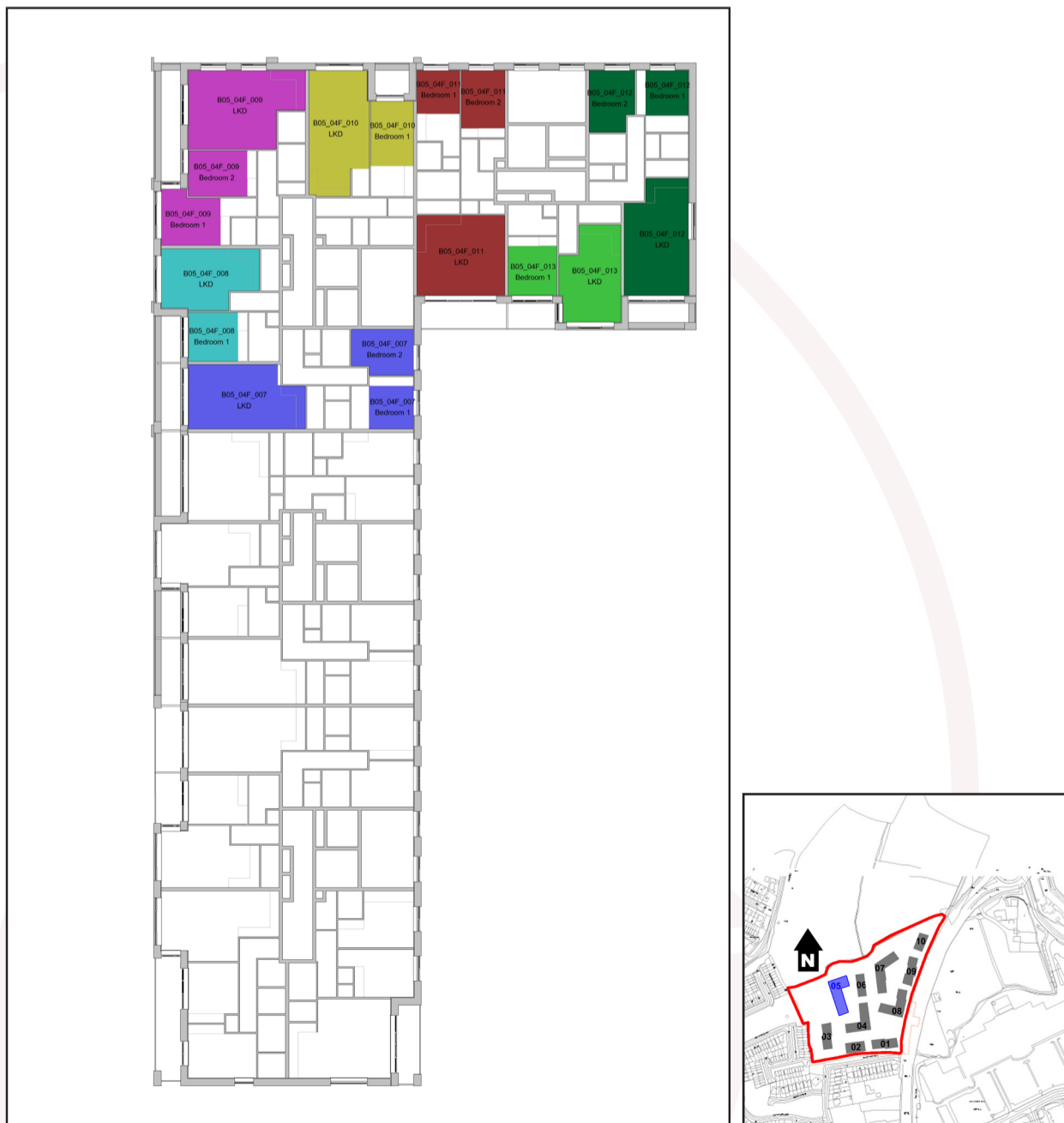


Figure 7.139: Floor plan of assessed building (L), Keyplan highlighting the assessed building (R).

7.3.37 Block 05, Fifth Floor

Table No. 7.140: Alternative Daylight Standards Results Block 05, Fourth Floor

| Unit Number | Room Description | BS 8206-2 | | EN 17037 | | | BS_EN 17037 | |
|-------------|------------------|---------------|-----------------|---|---|-----------------|---|-----------------|
| | | Predicted ADF | Meets Criteria* | % of area above 300 Lux (recommendation >50%) | % of area above 100 Lux (recommendation >95%) | Meets Criteria* | % of area above target Lux* (recommendation >50%) | Meets Criteria* |
| B05_05F_001 | Bedroom 1 | 2.84% | Yes | 98% | 100% | Yes | 100% | Yes |
| B05_05F_001 | Bedroom 2 | 3.18% | Yes | 100% | 100% | Yes | 100% | Yes |
| B05_05F_001 | LKD | 4.37% | Yes | 74% | 100% | Yes | 97% | Yes |
| B05_05F_002 | Bedroom 1 | 2.64% | Yes | 93% | 100% | Yes | 100% | Yes |
| B05_05F_002 | LKD | 5.62% | Yes | 98% | 100% | Yes | 100% | Yes |
| B05_05F_003 | Bedroom 1 | 3.44% | Yes | 74% | 100% | Yes | 100% | Yes |
| B05_05F_003 | Bedroom 2 | 2.82% | Yes | 57% | 100% | Yes | 84% | Yes |
| B05_05F_003 | LKD | 1.86% | No | 35% | 100% | No | 65% | Yes |
| B05_05F_004 | Bedroom 1 | 3.32% | Yes | 69% | 100% | Yes | 100% | Yes |
| B05_05F_004 | Bedroom 2 | 2.69% | Yes | 52% | 100% | Yes | 86% | Yes |
| B05_05F_004 | LKD | 1.75% | No | 32% | 100% | No | 60% | Yes |
| B05_05F_005 | Bedroom 1 | 2.59% | Yes | 89% | 100% | Yes | 100% | Yes |
| B05_05F_005 | LKD | 5.51% | Yes | 99% | 100% | Yes | 100% | Yes |
| B05_05F_006 | Bedroom 1 | 2.88% | Yes | 64% | 100% | Yes | 98% | Yes |
| B05_05F_006 | Bedroom 2 | 2.48% | Yes | 48% | 100% | No | 70% | Yes |
| B05_05F_006 | LKD | 2.71% | Yes | 92% | 100% | Yes | 100% | Yes |
| B05_05F_014 | Bedroom 1 | 2.93% | Yes | 57% | 100% | Yes | 96% | Yes |
| B05_05F_014 | Bedroom 2 | 2.98% | Yes | 61% | 100% | Yes | 96% | Yes |
| B05_05F_014 | LKD | 3.59% | Yes | 72% | 100% | Yes | 94% | Yes |

*For information regarding the criteria under the various guidelines please refer to section 3.0 on page 12.



Figure 7.140: Floor plan of assessed building (L), Keyplan highlighting the assessed building (R).

7.3.38 Block 05, Fifth Floor

Table No. 7.141: Alternative Daylight Standards Results Block 05, Fifth Floor

| Unit Number | Room Description | BS 8206-2 | | EN 17037 | | | BS_EN 17037 | |
|-------------|------------------|---------------|-----------------|---|---|-----------------|---|-----------------|
| | | Predicted ADF | Meets Criteria* | % of area above 300 Lux (recommendation >50%) | % of area above 100 Lux (recommendation >95%) | Meets Criteria* | % of area above target Lux* (recommendation >50%) | Meets Criteria* |
| B05_05F_007 | Bedroom 1 | 2.35% | Yes | 43% | 100% | No | 79% | Yes |
| B05_05F_007 | Bedroom 2 | 1.87% | Yes | 30% | 100% | No | 59% | Yes |
| B05_05F_007 | LKD | 1.79% | No | 33% | 100% | No | 62% | Yes |
| B05_05F_008 | Bedroom 1 | 2.62% | Yes | 93% | 100% | Yes | 100% | Yes |
| B05_05F_008 | LKD | 5.36% | Yes | 95% | 100% | Yes | 100% | Yes |
| B05_05F_009 | Bedroom 1 | 8.22% | Yes | 100% | 100% | Yes | 100% | Yes |
| B05_05F_009 | Bedroom 2 | 1.32% | Yes | 10% | 100% | No | 33% | No |
| B05_05F_009 | LKD | 3.97% | Yes | 94% | 100% | Yes | 100% | Yes |
| B05_05F_010 | Bedroom 1 | 1.06% | Yes | 1% | 88% | No | 21% | No |
| B05_05F_010 | LKD | 4.05% | Yes | 66% | 100% | Yes | 92% | Yes |
| B05_05F_011 | Bedroom 1 | 4.25% | Yes | 100% | 100% | Yes | 100% | Yes |
| B05_05F_011 | Bedroom 2 | 3.73% | Yes | 90% | 100% | Yes | 100% | Yes |
| B05_05F_011 | LKD | 2.08% | Yes | 42% | 100% | No | 84% | Yes |
| B05_05F_012 | Bedroom 1 | 4.17% | Yes | 100% | 100% | Yes | 100% | Yes |
| B05_05F_012 | Bedroom 2 | 3.69% | Yes | 97% | 100% | Yes | 100% | Yes |
| B05_05F_012 | LKD | 2.50% | Yes | 68% | 100% | Yes | 100% | Yes |
| B05_05F_013 | Bedroom 1 | 2.57% | Yes | 73% | 100% | Yes | 100% | Yes |
| B05_05F_013 | LKD | 4.18% | Yes | 73% | 100% | Yes | 91% | Yes |

*For information regarding the criteria under the various guidelines please refer to section 3.0 on page 12.

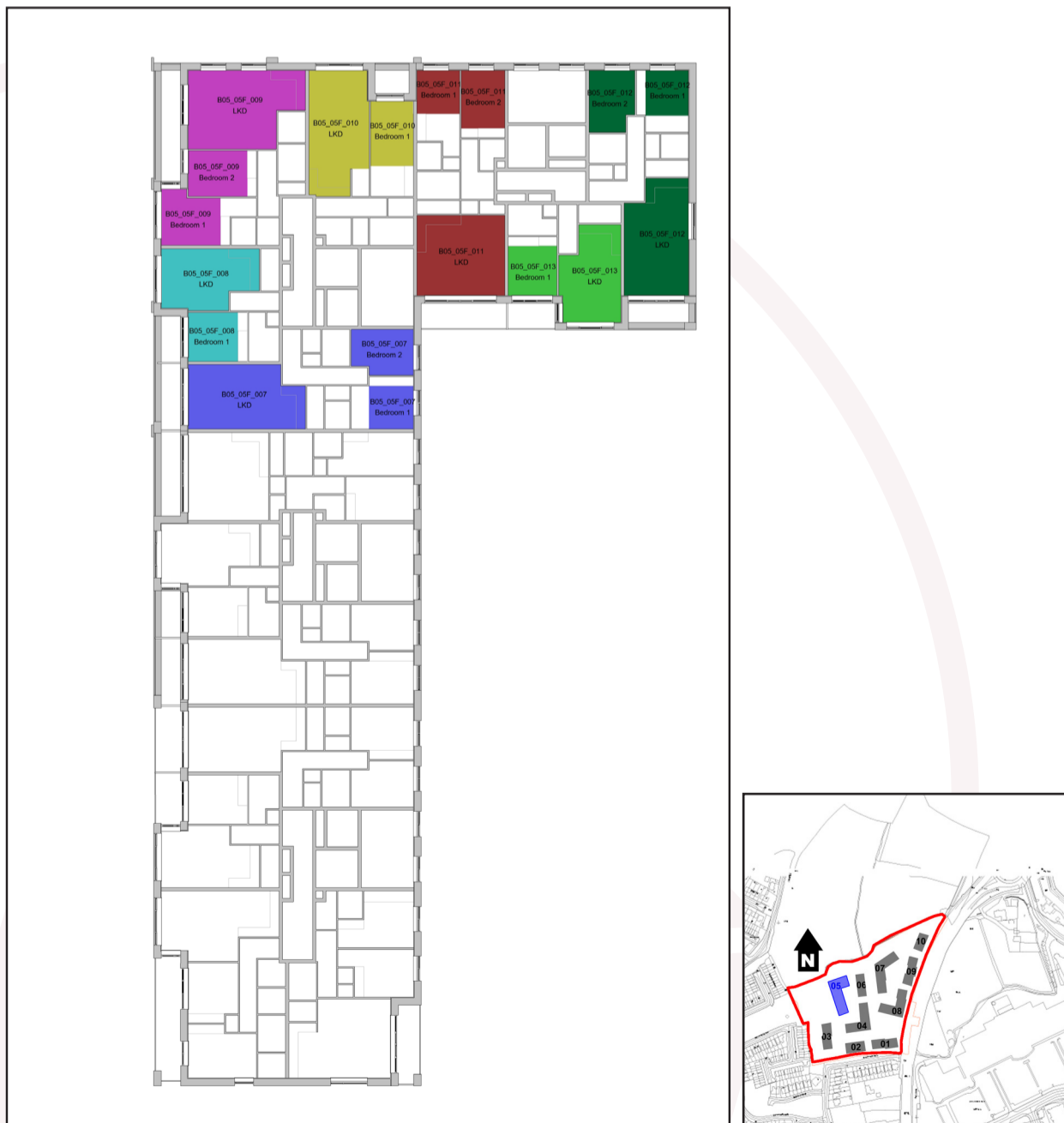


Figure 7.141: Floor plan of assessed building (L), Keyplan highlighting the assessed building (R).

7.3.39 Block 05, Sixth Floor

Table No. 7.142: Alternative Daylight Standards Results Block 05, Fifth Floor

| Unit Number | Room Description | BS 8206-2 | | EN 17037 | | | BS_EN 17037 | |
|-------------|------------------|---------------|-----------------|---|---|-----------------|---|-----------------|
| | | Predicted ADF | Meets Criteria* | % of area above 300 Lux (recommendation >50%) | % of area above 100 Lux (recommendation >95%) | Meets Criteria* | % of area above target Lux* (recommendation >50%) | Meets Criteria* |
| B05_06F_001 | Bedroom 1 | 5.33% | Yes | 100% | 100% | Yes | 100% | Yes |
| B05_06F_001 | Bedroom 2 | 2.84% | Yes | 60% | 100% | Yes | 97% | Yes |
| B05_06F_001 | Bedroom 3 | 4.50% | Yes | 100% | 100% | Yes | 100% | Yes |
| B05_06F_001 | LKD | 4.52% | Yes | 100% | 100% | Yes | 100% | Yes |
| B05_06F_002 | Bedroom 1 | 8.51% | Yes | 100% | 100% | Yes | 100% | Yes |
| B05_06F_002 | LKD | 5.68% | Yes | 100% | 100% | Yes | 100% | Yes |
| B05_06F_003 | Bedroom 1 | 3.66% | Yes | 83% | 100% | Yes | 100% | Yes |
| B05_06F_003 | Bedroom 2 | 3.15% | Yes | 68% | 100% | Yes | 100% | Yes |
| B05_06F_003 | LKD | 4.19% | Yes | 84% | 100% | Yes | 100% | Yes |
| B05_06F_004 | Bedroom 1 | 3.60% | Yes | 81% | 100% | Yes | 100% | Yes |
| B05_06F_004 | Bedroom 2 | 3.15% | Yes | 68% | 100% | Yes | 100% | Yes |
| B05_06F_004 | LKD | 4.49% | Yes | 85% | 100% | Yes | 100% | Yes |
| B05_06F_005 | Bedroom 1 | 4.52% | Yes | 100% | 100% | Yes | 100% | Yes |
| B05_06F_005 | Bedroom 2 | 2.80% | Yes | 54% | 100% | Yes | 90% | Yes |
| B05_06F_005 | LKD | 4.53% | Yes | 100% | 100% | Yes | 100% | Yes |

*For information regarding the criteria under the various guidelines please refer to section 3.0 on page 12.



Figure 7.142: Floor plan of assessed building (L), Keyplan highlighting the assessed building (R).

7.3.40 Block 5, Sixth Floor

Table No. 7.143: Alternative Daylight Standards Results Block 05, Sixth Floor

| Unit Number | Room Description | BS 8206-2 | | EN 17037 | | | BS_EN 17037 | |
|-------------|------------------|---------------|-----------------|---|---|-----------------|---|-----------------|
| | | Predicted ADF | Meets Criteria* | % of area above 300 Lux (recommendation >50%) | % of area above 100 Lux (recommendation >95%) | Meets Criteria* | % of area above target Lux* (recommendation >50%) | Meets Criteria* |
| B05_06F_006 | Bedroom 1 | 3.03% | Yes | 62% | 100% | Yes | 98% | Yes |
| B05_06F_006 | Bedroom 2 | 2.32% | Yes | 42% | 100% | No | 71% | Yes |
| B05_06F_006 | LKD | 1.83% | No | 34% | 100% | No | 61% | Yes |
| B05_06F_007 | Bedroom 1 | 2.64% | Yes | 93% | 100% | Yes | 100% | Yes |
| B05_06F_007 | LKD | 5.37% | Yes | 95% | 100% | Yes | 100% | Yes |
| B05_06F_008 | Bedroom 1 | 8.25% | Yes | 100% | 100% | Yes | 100% | Yes |
| B05_06F_008 | Bedroom 2 | 1.33% | Yes | 10% | 100% | No | 37% | No |
| B05_06F_008 | LKD | 3.99% | Yes | 94% | 100% | Yes | 100% | Yes |
| B05_06F_009 | Bedroom 1 | 1.11% | Yes | 3% | 92% | No | 24% | No |
| B05_06F_009 | LKD | 4.07% | Yes | 66% | 100% | Yes | 92% | Yes |
| B05_06F_010 | Bedroom 1 | 3.75% | Yes | 92% | 100% | Yes | 100% | Yes |
| B05_06F_010 | Bedroom 2 | 4.27% | Yes | 100% | 100% | Yes | 100% | Yes |
| B05_06F_010 | LKD | 1.95% | No | 38% | 100% | No | 80% | Yes |
| B05_06F_011 | Bedroom 1 | 4.17% | Yes | 100% | 100% | Yes | 100% | Yes |
| B05_06F_011 | Bedroom 2 | 3.70% | Yes | 99% | 100% | Yes | 100% | Yes |
| B05_06F_011 | LKD | 2.86% | Yes | 84% | 100% | Yes | 100% | Yes |
| B05_06F_012 | Bedroom 1 | 2.39% | Yes | 63% | 100% | Yes | 100% | Yes |
| B05_06F_012 | LKD | 4.42% | Yes | 76% | 100% | Yes | 98% | Yes |

*For information regarding the criteria under the various guidelines please refer to section 3.0 on page 12.

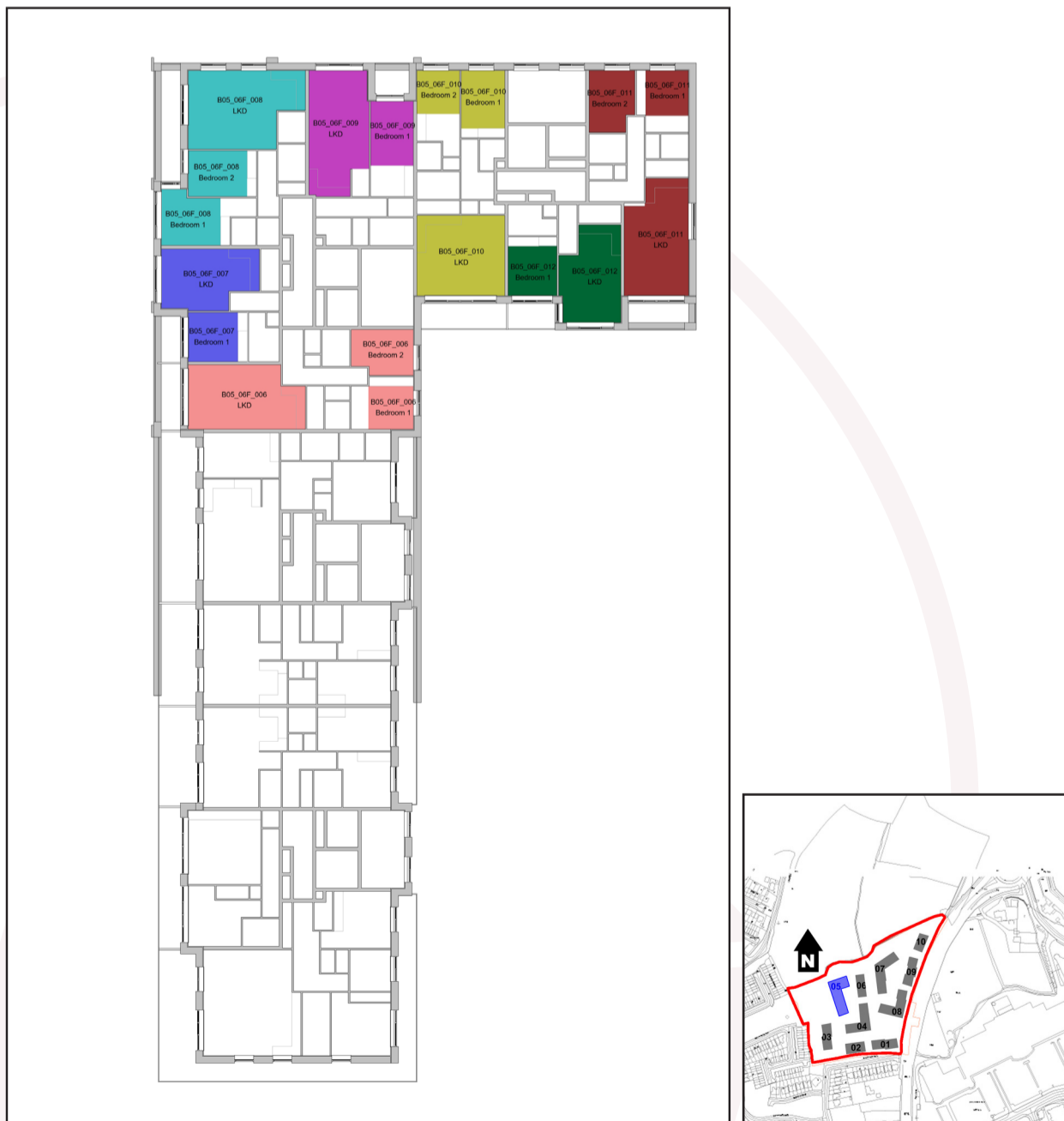


Figure 7.143: Floor plan of assessed building (L), Keyplan highlighting the assessed building (R).

7.3.41 Block 05, Seventh Floor

Table No. 7.144: Alternative Daylight Standards Results Block 05, Sixth Floor

| Unit Number | Room Description | BS 8206-2 | | EN 17037 | | | BS_EN 17037 | |
|-------------|------------------|---------------|-----------------|---|---|-----------------|---|-----------------|
| | | Predicted ADF | Meets Criteria* | % of area above 300 Lux (recommendation >50%) | % of area above 100 Lux (recommendation >95%) | Meets Criteria* | % of area above target Lux* (recommendation >50%) | Meets Criteria* |
| B05_07F_001 | Bedroom 1 | 3.41% | Yes | 74% | 100% | Yes | 100% | Yes |
| B05_07F_001 | Bedroom 2 | 2.76% | Yes | 55% | 100% | Yes | 87% | Yes |
| B05_07F_001 | LKD | 3.28% | Yes | 63% | 100% | Yes | 88% | Yes |
| B05_07F_002 | Bedroom 1 | 4.82% | Yes | 100% | 100% | Yes | 100% | Yes |
| B05_07F_002 | LKD | 5.79% | Yes | 99% | 100% | Yes | 100% | Yes |
| B05_07F_003 | Bedroom 1 | 8.75% | Yes | 100% | 100% | Yes | 100% | Yes |
| B05_07F_003 | Bedroom 2 | 2.33% | Yes | 48% | 100% | No | 97% | Yes |
| B05_07F_003 | LKD | 5.00% | Yes | 93% | 100% | Yes | 100% | Yes |
| B05_07F_004 | Bedroom 1 | 2.58% | Yes | 57% | 100% | Yes | 90% | Yes |
| B05_07F_004 | LKD | 3.89% | Yes | 85% | 100% | Yes | 100% | Yes |
| B05_07F_005 | Bedroom 1 | 4.27% | Yes | 100% | 100% | Yes | 100% | Yes |
| B05_07F_005 | Bedroom 2 | 3.77% | Yes | 92% | 100% | Yes | 100% | Yes |
| B05_07F_005 | LKD | 4.53% | Yes | 100% | 100% | Yes | 100% | Yes |
| B05_07F_006 | Bedroom 1 | 4.19% | Yes | 100% | 100% | Yes | 100% | Yes |
| B05_07F_006 | Bedroom 2 | 3.71% | Yes | 99% | 100% | Yes | 100% | Yes |
| B05_07F_006 | LKD | 5.03% | Yes | 100% | 100% | Yes | 100% | Yes |
| B05_07F_007 | Bedroom 1 | 5.73% | Yes | 100% | 100% | Yes | 100% | Yes |
| B05_07F_007 | LKD | 5.31% | Yes | 81% | 100% | Yes | 100% | Yes |

*For information regarding the criteria under the various guidelines please refer to section 3.0 on page 12.

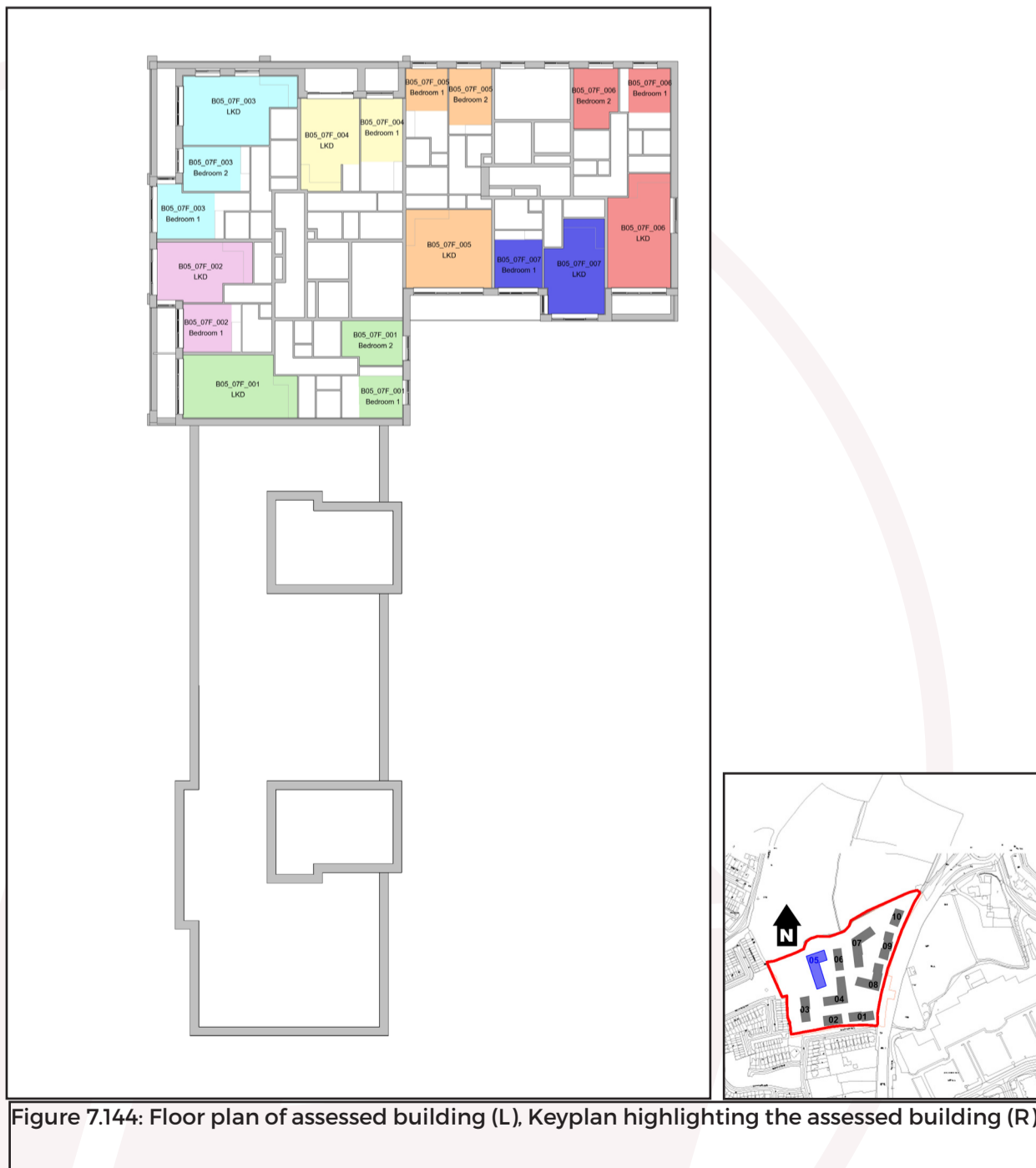


Figure 7.144: Floor plan of assessed building (L), Keyplan highlighting the assessed building (R).

7.3.42 Ground Floor, Block 06

Table No. 7.145: Alternative Daylight Standards Results Ground Floor, Block 06

| Unit Number | Room Description | BS 8206-2 | | EN 17037 | | | BS_EN 17037 | |
|-------------|------------------|---------------|-----------------|---|---|-----------------|---|-----------------|
| | | Predicted ADF | Meets Criteria* | % of area above 300 Lux (recommendation >50%) | % of area above 100 Lux (recommendation >95%) | Meets Criteria* | % of area above target Lux* (recommendation >50%) | Meets Criteria* |
| B06_OGF_001 | Bedroom 1 | 1.22% | Yes | 14% | 59% | No | 25% | No |
| B06_OGF_001 | Bedroom 2 | 1.17% | Yes | 13% | 61% | No | 22% | No |
| B06_OGF_001 | LKD | 3.73% | Yes | 85% | 100% | Yes | 100% | Yes |
| B06_OGF_002 | Bedroom 1 | 1.47% | Yes | 21% | 73% | No | 30% | No |
| B06_OGF_002 | Bedroom 2 | 1.43% | Yes | 18% | 82% | No | 28% | No |
| B06_OGF_002 | LKD | 2.01% | Yes | 24% | 100% | No | 62% | Yes |

*For information regarding the criteria under the various guidelines please refer to section 3.0 on page 12.

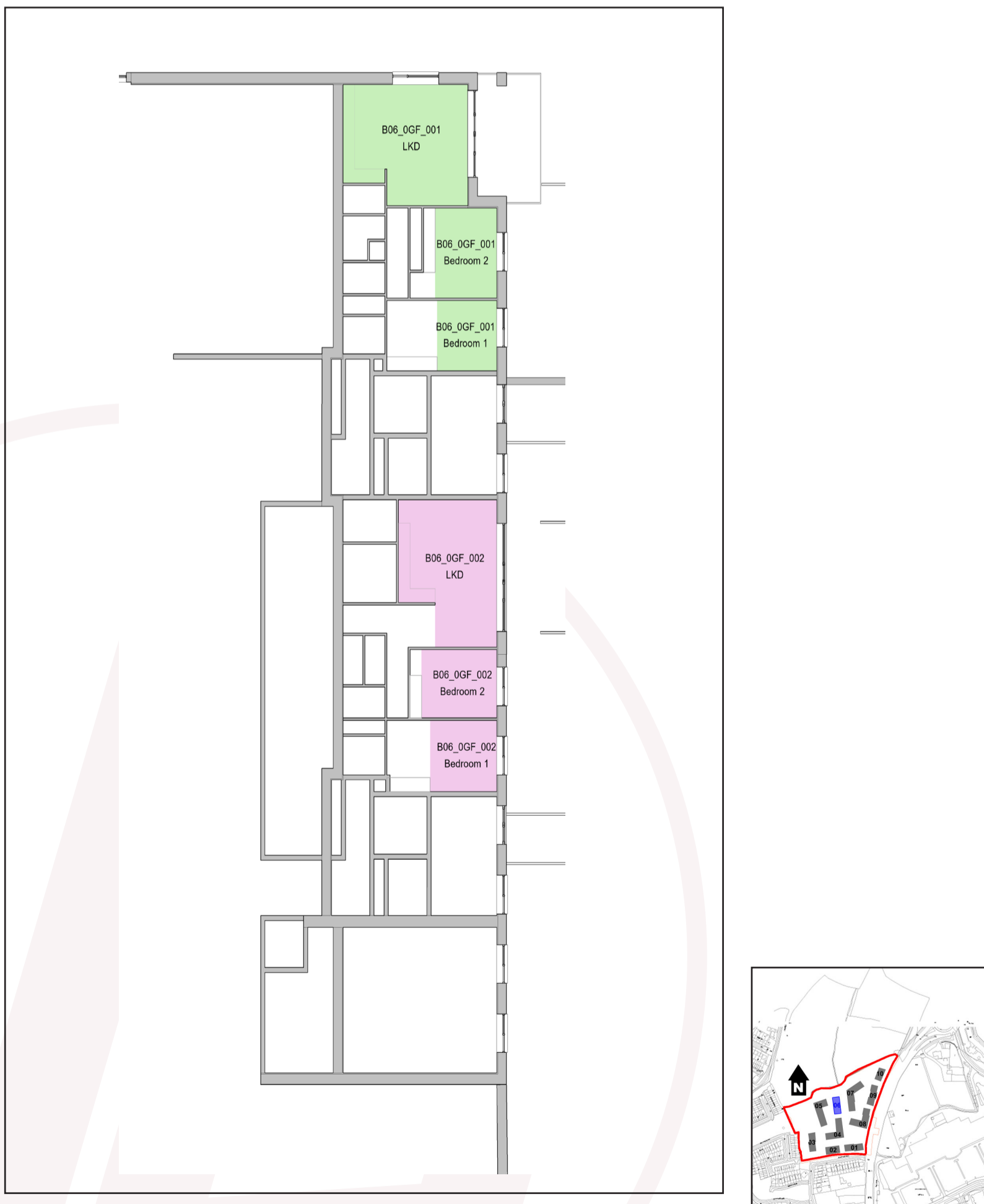


Figure 7.145: Floor plan of assessed building (L), Keyplan highlighting the assessed building (R).

7.3.43 First Floor, Block 06

Table No. 7.146: Alternative Daylight Standards Results First Floor, Block 06

| Unit Number | Room Description | BS 8206-2 | | EN 17037 | | | BS_EN 17037 | |
|-------------|------------------|---------------|-----------------|---|---|-----------------|---|-----------------|
| | | Predicted ADF | Meets Criteria* | % of area above 300 Lux (recommendation >50%) | % of area above 100 Lux (recommendation >95%) | Meets Criteria* | % of area above target Lux* (recommendation >50%) | Meets Criteria* |
| B06_01F_001 | Bedroom 1 | 2.35% | Yes | 38% | 100% | No | 62% | Yes |
| B06_01F_001 | Bedroom 2 | 3.61% | Yes | 88% | 100% | Yes | 100% | Yes |
| B06_01F_001 | Bedroom 3 | 1.06% | Yes | 0% | 99% | No | 16% | No |
| B06_01F_001 | LKD | 2.02% | Yes | 46% | 100% | No | 80% | Yes |
| B06_01F_002 | Bedroom 1 | 2.48% | Yes | 40% | 100% | No | 69% | Yes |
| B06_01F_002 | Bedroom 2 | 2.07% | Yes | 30% | 100% | No | 48% | No |
| B06_01F_002 | LKD | 1.07% | No | 0% | 88% | No | 19% | No |
| B06_01F_003 | Bedroom 1 | 1.82% | Yes | 25% | 100% | No | 40% | No |
| B06_01F_003 | Bedroom 2 | 2.85% | Yes | 60% | 100% | Yes | 100% | Yes |
| B06_01F_003 | Bedroom 3 | 0.95% | No | 0% | 94% | No | 9% | No |
| B06_01F_003 | LKD | 0.67% | No | 0% | 38% | No | 5% | No |
| B06_01F_004 | Bedroom 1 | 1.56% | Yes | 20% | 100% | No | 38% | No |
| B06_01F_004 | Bedroom 2 | 1.81% | Yes | 26% | 100% | No | 52% | Yes |
| B06_01F_004 | LKD | 2.65% | Yes | 77% | 100% | Yes | 100% | Yes |
| B06_01F_005 | Bedroom 1 | 1.89% | Yes | 27% | 100% | No | 41% | No |
| B06_01F_005 | Bedroom 2 | 2.04% | Yes | 34% | 100% | No | 54% | Yes |
| B06_01F_005 | LKD | 3.85% | Yes | 86% | 100% | Yes | 100% | Yes |

*For information regarding the criteria under the various guidelines please refer to section 3.0 on page 12.



Figure 7.146: Floor plan of assessed building (L), Keyplan highlighting the assessed building (R).

7.3.44 Second Floor, Block 06

Table No. 7.147: Alternative Daylight Standards Results Second Floor, Block 06

| Unit Number | Room Description | BS 8206-2 | | EN 17037 | | | BS_EN 17037 | |
|-------------|------------------|---------------|-----------------|---|---|-----------------|---|-----------------|
| | | Predicted ADF | Meets Criteria* | % of area above 300 Lux (recommendation >50%) | % of area above 100 Lux (recommendation >95%) | Meets Criteria* | % of area above target Lux* (recommendation >50%) | Meets Criteria* |
| B06_02F_001 | Bedroom 1 | 3.29% | Yes | 62% | 100% | Yes | 90% | Yes |
| B06_02F_001 | Bedroom 2 | 2.72% | Yes | 46% | 100% | No | 77% | Yes |
| B06_02F_001 | LKD | 2.42% | Yes | 63% | 100% | Yes | 84% | Yes |
| B06_02F_002 | Bedroom 1 | 1.37% | Yes | 13% | 100% | No | 41% | No |
| B06_02F_002 | LKD | 3.20% | Yes | 49% | 100% | No | 80% | Yes |
| B06_02F_003 | Bedroom 1 | 2.88% | Yes | 52% | 100% | Yes | 76% | Yes |
| B06_02F_003 | Bedroom 2 | 2.37% | Yes | 37% | 100% | No | 55% | Yes |
| B06_02F_003 | LKD | 1.28% | No | 12% | 100% | No | 34% | No |
| B06_02F_004 | Bedroom 1 | 2.92% | Yes | 50% | 100% | Yes | 67% | Yes |
| B06_02F_004 | Bedroom 2 | 2.40% | Yes | 38% | 100% | No | 61% | Yes |
| B06_02F_004 | LKD | 0.80% | No | 2% | 48% | No | 14% | No |
| B06_02F_005 | Bedroom 1 | 1.15% | Yes | 3% | 100% | No | 29% | No |
| B06_02F_005 | LKD | 2.74% | Yes | 43% | 100% | No | 75% | Yes |
| B06_02F_006 | Bedroom 1 | 1.82% | Yes | 23% | 97% | No | 40% | No |
| B06_02F_006 | Bedroom 2 | 2.15% | Yes | 33% | 100% | No | 61% | Yes |
| B06_02F_006 | LKD | 2.83% | Yes | 88% | 100% | Yes | 100% | Yes |
| B06_02F_007 | Bedroom 1 | 2.28% | Yes | 33% | 100% | No | 49% | No |
| B06_02F_007 | Bedroom 2 | 2.45% | Yes | 38% | 100% | No | 57% | Yes |
| B06_02F_007 | LKD | 3.99% | Yes | 86% | 100% | Yes | 100% | Yes |

*For information regarding the criteria under the various guidelines please refer to section 3.0 on page 12.

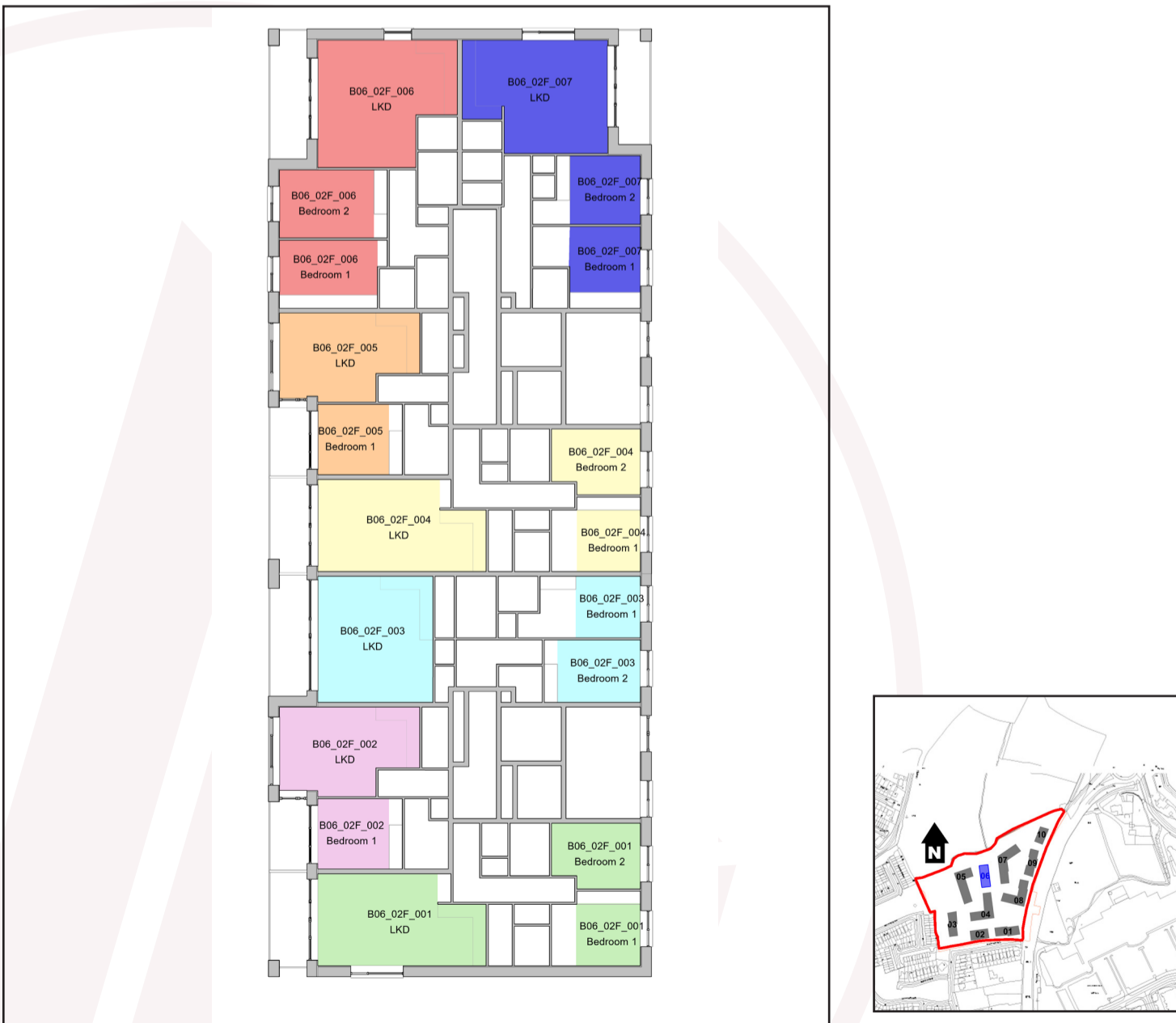


Figure 7.147: Floor plan of assessed building (L), Keyplan highlighting the assessed building (R).

7.3.45 Third Floor, Block 06

Table No. 7.148: Alternative Daylight Standards Results Third Floor, Block 06

| Unit Number | Room Description | BS 8206-2 | | EN 17037 | | | BS_EN 17037 | |
|-------------|------------------|---------------|-----------------|---|---|-----------------|---|-----------------|
| | | Predicted ADF | Meets Criteria* | % of area above 300 Lux (recommendation >50%) | % of area above 100 Lux (recommendation >95%) | Meets Criteria* | % of area above target Lux* (recommendation >50%) | Meets Criteria* |
| B06_03F_001 | Bedroom 1 | 3.65% | Yes | 71% | 100% | Yes | 98% | Yes |
| B06_03F_001 | Bedroom 2 | 2.99% | Yes | 57% | 100% | Yes | 84% | Yes |
| B06_03F_001 | LKD | 2.61% | Yes | 64% | 100% | Yes | 84% | Yes |
| B06_03F_002 | Bedroom 1 | 1.62% | Yes | 25% | 100% | No | 61% | Yes |
| B06_03F_002 | LKD | 3.54% | Yes | 53% | 100% | Yes | 81% | Yes |
| B06_03F_003 | Bedroom 1 | 3.35% | Yes | 62% | 100% | Yes | 86% | Yes |
| B06_03F_003 | Bedroom 2 | 2.72% | Yes | 45% | 100% | No | 65% | Yes |
| B06_03F_003 | LKD | 1.41% | No | 18% | 100% | No | 40% | No |
| B06_03F_004 | Bedroom 1 | 3.39% | Yes | 60% | 100% | Yes | 83% | Yes |
| B06_03F_004 | Bedroom 2 | 2.73% | Yes | 46% | 100% | No | 62% | Yes |
| B06_03F_004 | LKD | 0.85% | No | 5% | 49% | No | 19% | No |
| B06_03F_005 | Bedroom 1 | 1.27% | Yes | 6% | 100% | No | 38% | No |
| B06_03F_005 | LKD | 2.96% | Yes | 48% | 100% | No | 75% | Yes |
| B06_03F_006 | Bedroom 1 | 2.01% | Yes | 28% | 92% | No | 45% | No |
| B06_03F_006 | Bedroom 2 | 2.33% | Yes | 33% | 100% | No | 63% | Yes |
| B06_03F_006 | LKD | 2.87% | Yes | 88% | 100% | Yes | 100% | Yes |
| B06_03F_007 | Bedroom 1 | 2.62% | Yes | 41% | 100% | No | 62% | Yes |
| B06_03F_007 | Bedroom 2 | 2.81% | Yes | 44% | 100% | No | 67% | Yes |
| B06_03F_007 | LKD | 4.09% | Yes | 86% | 100% | Yes | 100% | Yes |

*For information regarding the criteria under the various guidelines please refer to section 3.0 on page 12.



Figure 7.148: Floor plan of assessed building (L), Keyplan highlighting the assessed building (R).

7.3.46 Fourth Floor, Block 06

Table No. 7.149: Alternative Daylight Standards Results Fourth Floor, Block 06

| Unit Number | Room Description | BS 8206-2 | | EN 17037 | | | BS_EN 17037 | |
|-------------|------------------|---------------|-----------------|---|---|-----------------|---|-----------------|
| | | Predicted ADF | Meets Criteria* | % of area above 300 Lux (recommendation >50%) | % of area above 100 Lux (recommendation >95%) | Meets Criteria* | % of area above target Lux* (recommendation >50%) | Meets Criteria* |
| B06_04F_001 | Bedroom 1 | 3.99% | Yes | 81% | 100% | Yes | 100% | Yes |
| B06_04F_001 | Bedroom 2 | 3.26% | Yes | 61% | 100% | Yes | 93% | Yes |
| B06_04F_001 | LKD | 2.91% | Yes | 70% | 100% | Yes | 86% | Yes |
| B06_04F_002 | Bedroom 1 | 1.92% | Yes | 39% | 100% | No | 79% | Yes |
| B06_04F_002 | LKD | 3.86% | Yes | 59% | 100% | Yes | 81% | Yes |
| B06_04F_003 | Bedroom 1 | 3.84% | Yes | 71% | 100% | Yes | 98% | Yes |
| B06_04F_003 | Bedroom 2 | 3.08% | Yes | 55% | 100% | Yes | 75% | Yes |
| B06_04F_003 | LKD | 1.60% | No | 25% | 100% | No | 51% | Yes |
| B06_04F_004 | Bedroom 1 | 3.90% | Yes | 69% | 100% | Yes | 100% | Yes |
| B06_04F_004 | Bedroom 2 | 3.10% | Yes | 52% | 100% | Yes | 77% | Yes |
| B06_04F_004 | LKD | 0.94% | No | 8% | 51% | No | 23% | No |
| B06_04F_005 | Bedroom 1 | 1.41% | Yes | 17% | 100% | No | 49% | No |
| B06_04F_005 | LKD | 3.26% | Yes | 51% | 100% | Yes | 76% | Yes |
| B06_04F_006 | Bedroom 1 | 2.26% | Yes | 31% | 95% | No | 48% | No |
| B06_04F_006 | Bedroom 2 | 2.59% | Yes | 37% | 100% | No | 65% | Yes |
| B06_04F_006 | LKD | 2.91% | Yes | 88% | 100% | Yes | 100% | Yes |
| B06_04F_007 | Bedroom 1 | 3.02% | Yes | 51% | 100% | Yes | 75% | Yes |
| B06_04F_007 | Bedroom 2 | 3.22% | Yes | 54% | 100% | Yes | 78% | Yes |
| B06_04F_007 | LKD | 4.26% | Yes | 87% | 100% | Yes | 100% | Yes |

*For information regarding the criteria under the various guidelines please refer to section 3.0 on page 12.

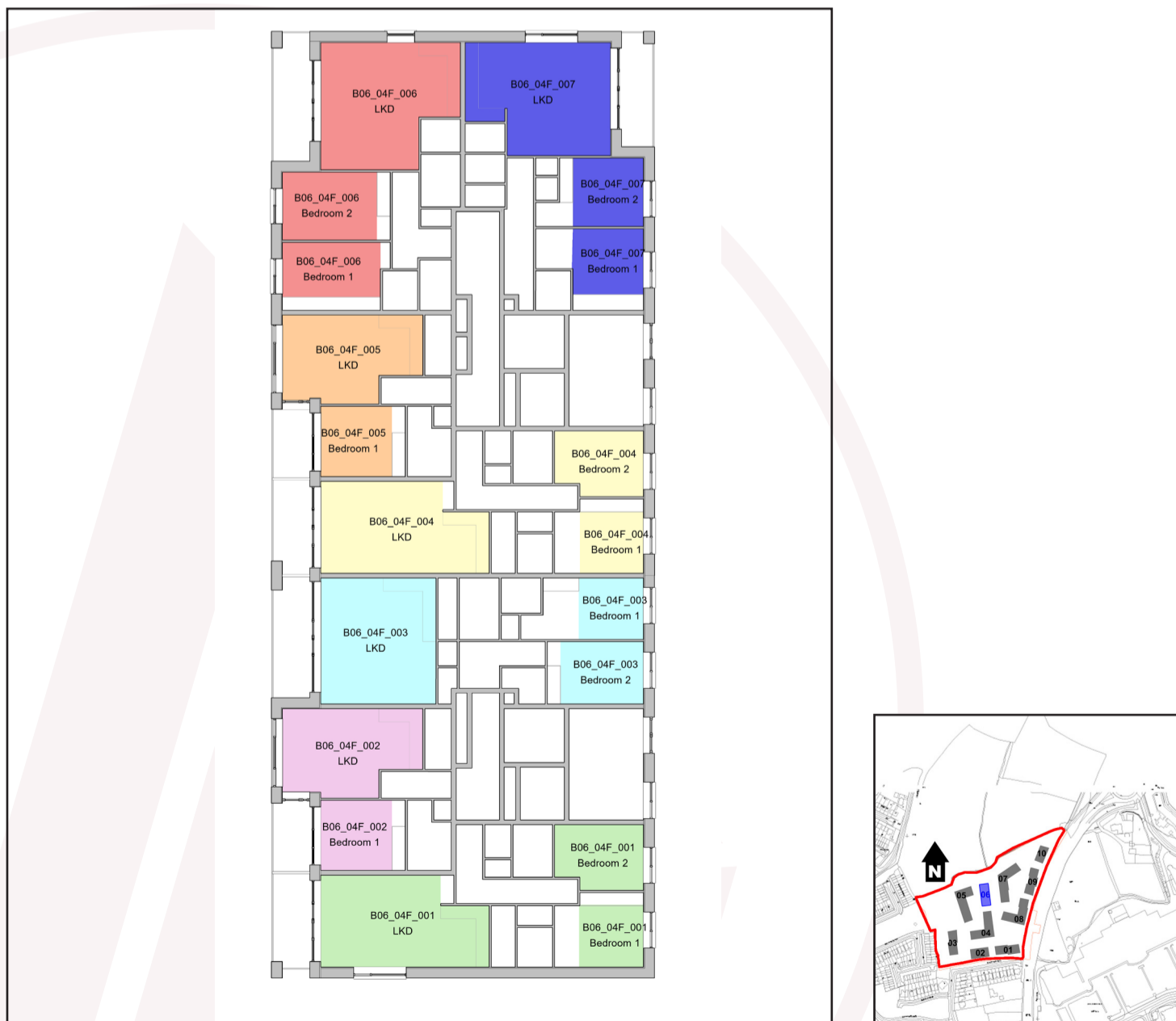


Figure 7.149: Floor plan of assessed building (L), Keyplan highlighting the assessed building (R).

7.3.47 Fifth Floor, Block 06

Table No. 7.150: Alternative Daylight Standards Results Fifth Floor, Block 06

| Unit Number | Room Description | BS 8206-2 | | EN 17037 | | | BS_EN 17037 | |
|-------------|------------------|---------------|-----------------|---|---|-----------------|---|-----------------|
| | | Predicted ADF | Meets Criteria* | % of area above 300 Lux (recommendation >50%) | % of area above 100 Lux (recommendation >95%) | Meets Criteria* | % of area above target Lux* (recommendation >50%) | Meets Criteria* |
| B06_05F_001 | Bedroom 1 | 4.28% | Yes | 90% | 100% | Yes | 100% | Yes |
| B06_05F_001 | Bedroom 2 | 3.51% | Yes | 70% | 100% | Yes | 100% | Yes |
| B06_05F_001 | LKD | 3.32% | Yes | 77% | 100% | Yes | 89% | Yes |
| B06_05F_002 | Bedroom 1 | 2.19% | Yes | 52% | 100% | Yes | 96% | Yes |
| B06_05F_002 | LKD | 4.16% | Yes | 65% | 100% | Yes | 86% | Yes |
| B06_05F_003 | Bedroom 1 | 4.28% | Yes | 83% | 100% | Yes | 100% | Yes |
| B06_05F_003 | Bedroom 2 | 3.45% | Yes | 60% | 100% | Yes | 87% | Yes |
| B06_05F_003 | LKD | 1.87% | No | 33% | 100% | No | 63% | Yes |
| B06_05F_004 | Bedroom 1 | 4.33% | Yes | 83% | 100% | Yes | 100% | Yes |
| B06_05F_004 | Bedroom 2 | 3.48% | Yes | 65% | 100% | Yes | 88% | Yes |
| B06_05F_004 | LKD | 1.12% | No | 14% | 59% | No | 30% | No |
| B06_05F_005 | Bedroom 1 | 1.70% | Yes | 29% | 100% | No | 62% | Yes |
| B06_05F_005 | LKD | 3.66% | Yes | 54% | 100% | Yes | 79% | Yes |
| B06_05F_006 | Bedroom 1 | 2.61% | Yes | 38% | 100% | No | 54% | Yes |
| B06_05F_006 | Bedroom 2 | 2.91% | Yes | 46% | 100% | No | 69% | Yes |
| B06_05F_006 | LKD | 3.02% | Yes | 91% | 100% | Yes | 100% | Yes |
| B06_05F_007 | Bedroom 1 | 3.40% | Yes | 62% | 100% | Yes | 90% | Yes |
| B06_05F_007 | Bedroom 2 | 3.62% | Yes | 65% | 100% | Yes | 95% | Yes |
| B06_05F_007 | LKD | 4.50% | Yes | 89% | 100% | Yes | 100% | Yes |

*For information regarding the criteria under the various guidelines please refer to section 3.0 on page 12.



Figure 7.150: Floor plan of assessed building (L), Keyplan highlighting the assessed building (R).

7.3.48 Sixth Floor, Block 06

Table No. 7.151: Alternative Daylight Standards Results Sixth Floor, Block 06

| Unit Number | Room Description | BS 8206-2 | | EN 17037 | | | BS_EN 17037 | |
|-------------|------------------|---------------|-----------------|---|---|-----------------|---|-----------------|
| | | Predicted ADF | Meets Criteria* | % of area above 300 Lux (recommendation >50%) | % of area above 100 Lux (recommendation >95%) | Meets Criteria* | % of area above target Lux* (recommendation >50%) | Meets Criteria* |
| B06_06F_001 | Bedroom 1 | 4.49% | Yes | 100% | 100% | Yes | 100% | Yes |
| B06_06F_001 | Bedroom 2 | 3.72% | Yes | 77% | 100% | Yes | 100% | Yes |
| B06_06F_001 | LKD | 3.79% | Yes | 81% | 100% | Yes | 92% | Yes |
| B06_06F_002 | Bedroom 1 | 2.42% | Yes | 59% | 100% | Yes | 100% | Yes |
| B06_06F_002 | LKD | 4.42% | Yes | 72% | 100% | Yes | 92% | Yes |
| B06_06F_003 | Bedroom 1 | 4.59% | Yes | 95% | 100% | Yes | 100% | Yes |
| B06_06F_003 | Bedroom 2 | 3.74% | Yes | 68% | 100% | Yes | 100% | Yes |
| B06_06F_003 | LKD | 2.16% | Yes | 45% | 100% | No | 80% | Yes |
| B06_06F_004 | Bedroom 1 | 4.65% | Yes | 98% | 100% | Yes | 100% | Yes |
| B06_06F_004 | Bedroom 2 | 3.80% | Yes | 70% | 100% | Yes | 100% | Yes |
| B06_06F_004 | LKD | 1.36% | No | 22% | 71% | No | 39% | No |
| B06_06F_005 | Bedroom 1 | 2.10% | Yes | 44% | 100% | No | 87% | Yes |
| B06_06F_005 | LKD | 4.11% | Yes | 63% | 100% | Yes | 84% | Yes |
| B06_06F_006 | Bedroom 1 | 3.00% | Yes | 46% | 100% | No | 68% | Yes |
| B06_06F_006 | Bedroom 2 | 3.29% | Yes | 56% | 100% | Yes | 81% | Yes |
| B06_06F_006 | LKD | 3.23% | Yes | 95% | 100% | Yes | 100% | Yes |
| B06_06F_007 | Bedroom 1 | 3.71% | Yes | 71% | 100% | Yes | 100% | Yes |
| B06_06F_007 | Bedroom 2 | 3.95% | Yes | 76% | 100% | Yes | 100% | Yes |
| B06_06F_007 | LKD | 4.80% | Yes | 91% | 100% | Yes | 100% | Yes |

*For information regarding the criteria under the various guidelines please refer to section 3.0 on page 12.



Figure 7.151: Floor plan of assessed building (L), Keyplan highlighting the assessed building (R).

7.3.49 Seventh Floor, Block 06

Table No. 7.152: Alternative Daylight Standards Results Seventh Floor, Block 06

| Unit Number | Room Description | BS 8206-2 | | EN 17037 | | | BS_EN 17037 | |
|-------------|------------------|---------------|-----------------|---|---|-----------------|---|-----------------|
| | | Predicted ADF | Meets Criteria* | % of area above 300 Lux (recommendation >50%) | % of area above 100 Lux (recommendation >95%) | Meets Criteria* | % of area above target Lux* (recommendation >50%) | Meets Criteria* |
| B06_07F_001 | Bedroom 1 | 4.62% | Yes | 100% | 100% | Yes | 100% | Yes |
| B06_07F_001 | Bedroom 2 | 3.89% | Yes | 83% | 100% | Yes | 100% | Yes |
| B06_07F_001 | LKD | 4.22% | Yes | 84% | 100% | Yes | 98% | Yes |
| B06_07F_002 | Bedroom 1 | 2.57% | Yes | 71% | 100% | Yes | 100% | Yes |
| B06_07F_002 | LKD | 4.61% | Yes | 78% | 100% | Yes | 98% | Yes |
| B06_07F_003 | Bedroom 1 | 4.82% | Yes | 100% | 100% | Yes | 100% | Yes |
| B06_07F_003 | Bedroom 2 | 3.94% | Yes | 78% | 100% | Yes | 100% | Yes |
| B06_07F_003 | LKD | 2.40% | Yes | 52% | 100% | Yes | 100% | Yes |
| B06_07F_004 | Bedroom 1 | 4.88% | Yes | 100% | 100% | Yes | 100% | Yes |
| B06_07F_004 | Bedroom 2 | 4.04% | Yes | 81% | 100% | Yes | 100% | Yes |
| B06_07F_004 | LKD | 1.59% | No | 28% | 82% | No | 48% | No |
| B06_07F_005 | Bedroom 1 | 2.45% | Yes | 60% | 100% | Yes | 100% | Yes |
| B06_07F_005 | LKD | 4.52% | Yes | 75% | 100% | Yes | 93% | Yes |
| B06_07F_006 | Bedroom 1 | 3.33% | Yes | 54% | 100% | Yes | 78% | Yes |
| B06_07F_006 | Bedroom 2 | 3.58% | Yes | 64% | 100% | Yes | 98% | Yes |
| B06_07F_006 | LKD | 3.45% | Yes | 97% | 100% | Yes | 100% | Yes |
| B06_07F_007 | Bedroom 1 | 3.94% | Yes | 75% | 100% | Yes | 100% | Yes |
| B06_07F_007 | Bedroom 2 | 4.18% | Yes | 86% | 100% | Yes | 100% | Yes |
| B06_07F_007 | LKD | 5.06% | Yes | 96% | 100% | Yes | 100% | Yes |

*For information regarding the criteria under the various guidelines please refer to section 3.0 on page 12.



Figure 7.152: Floor plan of assessed building (L), Keyplan highlighting the assessed building (R).

7.3.50 Eighth Floor, Block 06

Table No. 7.153: Alternative Daylight Standards Results Eighth Floor, Block 06

| Unit Number | Room Description | BS 8206-2 | | EN 17037 | | | BS_EN 17037 | |
|-------------|------------------|---------------|-----------------|---|---|-----------------|---|-----------------|
| | | Predicted ADF | Meets Criteria* | % of area above 300 Lux (recommendation >50%) | % of area above 100 Lux (recommendation >95%) | Meets Criteria* | % of area above target Lux* (recommendation >50%) | Meets Criteria* |
| B06_08F_001 | Bedroom 1 | 4.27% | Yes | 88% | 100% | Yes | 100% | Yes |
| B06_08F_001 | Bedroom 2 | 3.78% | Yes | 91% | 100% | Yes | 100% | Yes |
| B06_08F_001 | LKD | 4.44% | Yes | 85% | 100% | Yes | 100% | Yes |
| B06_08F_002 | Bedroom 1 | 5.59% | Yes | 100% | 100% | Yes | 100% | Yes |
| B06_08F_002 | Bedroom 2 | 3.15% | Yes | 57% | 100% | Yes | 92% | Yes |
| B06_08F_002 | LKD | 4.49% | Yes | 100% | 100% | Yes | 100% | Yes |
| B06_08F_003 | Bedroom 1 | 4.21% | Yes | 85% | 100% | Yes | 100% | Yes |
| B06_08F_003 | Bedroom 2 | 3.92% | Yes | 93% | 100% | Yes | 100% | Yes |
| B06_08F_003 | LKD | 4.00% | Yes | 82% | 100% | Yes | 100% | Yes |
| B06_08F_004 | Bedroom 1 | 7.86% | Yes | 100% | 100% | Yes | 100% | Yes |
| B06_08F_004 | LKD | 5.26% | Yes | 100% | 100% | Yes | 100% | Yes |
| B06_08F_005 | Bedroom 1 | 7.80% | Yes | 100% | 100% | Yes | 100% | Yes |
| B06_08F_005 | Bedroom 2 | 3.37% | Yes | 65% | 100% | Yes | 99% | Yes |
| B06_08F_005 | Bedroom 3 | 6.27% | Yes | 100% | 100% | Yes | 100% | Yes |
| B06_08F_005 | LKD | 6.31% | Yes | 100% | 100% | Yes | 100% | Yes |

*For information regarding the criteria under the various guidelines please refer to section 3.0 on page 12.



Figure 7.153: Floor plan of assessed building (L), Keyplan highlighting the assessed building (R).

7.3.51 Ground Floor, Block 07

Table No. 7.154: Alternative Daylight Standards Results Ground Floor, Block 07

| Unit Number | Room Description | BS 8206-2 | | EN 17037 | | | BS_EN 17037 | |
|-------------|------------------|---------------|-----------------|---|---|-----------------|---|-----------------|
| | | Predicted ADF | Meets Criteria* | % of area above 300 Lux (recommendation >50%) | % of area above 100 Lux (recommendation >95%) | Meets Criteria* | % of area above target Lux* (recommendation >50%) | Meets Criteria* |
| B07_OGF_001 | Bedroom 1 | 0.83% | No | 3% | 50% | No | 14% | No |
| B07_OGF_001 | Bedroom 2 | 1.70% | Yes | 22% | 100% | No | 84% | Yes |
| B07_OGF_001 | LKD | 1.59% | No | 21% | 83% | No | 40% | No |
| B07_OGF_002 | Bedroom 1 | 1.16% | Yes | 0% | 100% | No | 27% | No |
| B07_OGF_002 | LKD | 1.97% | No | 33% | 100% | No | 65% | Yes |
| B07_OGF_003 | Bedroom 1 | 2.00% | Yes | 30% | 100% | No | 52% | Yes |
| B07_OGF_003 | Bedroom 2 | 2.65% | Yes | 46% | 100% | No | 72% | Yes |
| B07_OGF_003 | LKD | 0.89% | No | 4% | 53% | No | 16% | No |
| B07_OGF_004 | Bedroom 1 | 1.51% | Yes | 20% | 100% | No | 37% | No |
| B07_OGF_004 | Bedroom 3 | 1.81% | Yes | 25% | 100% | No | 47% | No |
| B07_OGF_004 | LKD | 1.84% | No | 26% | 100% | No | 72% | Yes |
| B07_OGF_005 | Bedroom 1 | 2.23% | Yes | 36% | 100% | No | 70% | Yes |
| B07_OGF_005 | Bedroom 2 | 3.65% | Yes | 83% | 100% | Yes | 100% | Yes |
| B07_OGF_005 | Bedroom 3 | 1.52% | Yes | 20% | 100% | No | 45% | No |
| B07_OGF_005 | LKD | 0.92% | No | 8% | 53% | No | 16% | No |
| B07_OGF_006 | Bedroom 1 | 1.79% | Yes | 27% | 93% | No | 47% | No |
| B07_OGF_006 | Bedroom 2 | 2.22% | Yes | 40% | 100% | No | 82% | Yes |
| B07_OGF_006 | LKD | 2.01% | Yes | 38% | 100% | No | 62% | Yes |
| B07_OGF_012 | Bedroom 1 | 2.47% | Yes | 45% | 100% | No | 77% | Yes |
| B07_OGF_012 | Bedroom 2 | 2.22% | Yes | 39% | 100% | No | 63% | Yes |
| B07_OGF_012 | LKD | 1.04% | No | 9% | 76% | No | 20% | No |

*For information regarding the criteria under the various guidelines please refer to section 3.0 on page 12.



Figure 7.154: Floor plan of assessed building (L), Keyplan highlighting the assessed building (R).

7.3.52 Ground Floor, Block 07

Table No. 7.155: Alternative Daylight Standards Results Ground Floor, Block 07

| Unit Number | Room Description | BS 8206-2 | | EN 17037 | | | BS_EN 17037 | |
|-------------|------------------|---------------|-----------------|---|---|-----------------|---|-----------------|
| | | Predicted ADF | Meets Criteria* | % of area above 300 Lux (recommendation >50%) | % of area above 100 Lux (recommendation >95%) | Meets Criteria* | % of area above target Lux* (recommendation >50%) | Meets Criteria* |
| B07_OGF_007 | Bedroom 1 | 6.09% | Yes | 100% | 100% | Yes | 100% | Yes |
| B07_OGF_007 | LKD | 2.17% | Yes | 43% | 100% | No | 74% | Yes |
| B07_OGF_008 | Bedroom 1 | 3.34% | Yes | 67% | 100% | Yes | 100% | Yes |
| B07_OGF_008 | Bedroom 2 | 4.06% | Yes | 88% | 100% | Yes | 100% | Yes |
| B07_OGF_008 | LKD | 1.29% | No | 16% | 85% | No | 33% | No |
| B07_OGF_009 | Bedroom 1 | 4.27% | Yes | 95% | 100% | Yes | 100% | Yes |
| B07_OGF_009 | Bedroom 2 | 4.23% | Yes | 100% | 100% | Yes | 100% | Yes |
| B07_OGF_009 | LKD | 4.12% | Yes | 93% | 100% | Yes | 100% | Yes |
| B07_OGF_010 | Bedroom 1 | 1.32% | Yes | 11% | 100% | No | 34% | No |
| B07_OGF_010 | LKD | 2.30% | Yes | 57% | 100% | Yes | 88% | Yes |
| B07_OGF_011 | Bedroom 1 | 1.64% | Yes | 27% | 100% | No | 57% | Yes |
| B07_OGF_011 | LKD | 2.31% | Yes | 32% | 100% | No | 67% | Yes |

*For information regarding the criteria under the various guidelines please refer to section 3.0 on page 12.



Figure 7.155: Floor plan of assessed building (L), Keyplan highlighting the assessed building (R).

7.3.53 First Floor, Block 07

Table No. 7.156: Alternative Daylight Standards Results First Floor, Block 07

| Unit Number | Room Description | BS 8206-2 | | EN 17037 | | | BS_EN 17037 | |
|-------------|------------------|---------------|-----------------|---|---|-----------------|---|-----------------|
| | | Predicted ADF | Meets Criteria* | % of area above 300 Lux (recommendation >50%) | % of area above 100 Lux (recommendation >95%) | Meets Criteria* | % of area above target Lux* (recommendation >50%) | Meets Criteria* |
| B07_01F_001 | Bedroom 1 | 2.06% | Yes | 26% | 100% | No | 89% | Yes |
| B07_01F_001 | Bedroom 2 | 1.57% | Yes | 14% | 100% | No | 77% | Yes |
| B07_01F_001 | LKD | 1.69% | No | 26% | 78% | No | 43% | No |
| B07_01F_002 | Bedroom 1 | 1.10% | Yes | 0% | 100% | No | 23% | No |
| B07_01F_002 | LKD | 2.15% | Yes | 38% | 99% | No | 67% | Yes |
| B07_01F_003 | Bedroom 1 | 2.24% | Yes | 35% | 100% | No | 68% | Yes |
| B07_01F_003 | Bedroom 2 | 2.91% | Yes | 57% | 100% | Yes | 88% | Yes |
| B07_01F_003 | LKD | 0.81% | No | 2% | 47% | No | 16% | No |
| B07_01F_004 | Bedroom 1 | 1.80% | Yes | 24% | 100% | No | 59% | Yes |
| B07_01F_004 | Bedroom 2 | 2.01% | Yes | 27% | 100% | No | 60% | Yes |
| B07_01F_004 | LKD | 1.71% | No | 23% | 100% | No | 67% | Yes |
| B07_01F_005 | Bedroom 1 | 2.75% | Yes | 57% | 100% | Yes | 93% | Yes |
| B07_01F_005 | Bedroom 2 | 2.80% | Yes | 58% | 100% | Yes | 100% | Yes |
| B07_01F_005 | LKD | 0.96% | No | 9% | 56% | No | 20% | No |
| B07_01F_006 | Bedroom 1 | 2.07% | Yes | 33% | 100% | No | 56% | Yes |
| B07_01F_006 | Bedroom 2 | 2.33% | Yes | 43% | 100% | No | 85% | Yes |
| B07_01F_006 | LKD | 1.80% | No | 33% | 100% | No | 58% | Yes |
| B07_01F_013 | Bedroom 1 | 1.61% | Yes | 25% | 100% | No | 59% | Yes |
| B07_01F_013 | LKD | 2.86% | Yes | 43% | 100% | No | 76% | Yes |
| B07_01F_014 | Bedroom 1 | 2.76% | Yes | 55% | 100% | Yes | 91% | Yes |
| B07_01F_014 | Bedroom 2 | 2.49% | Yes | 45% | 100% | No | 82% | Yes |
| B07_01F_014 | LKD | 2.27% | Yes | 43% | 100% | No | 87% | Yes |

*For information regarding the criteria under the various guidelines please refer to section 3.0 on page 12.

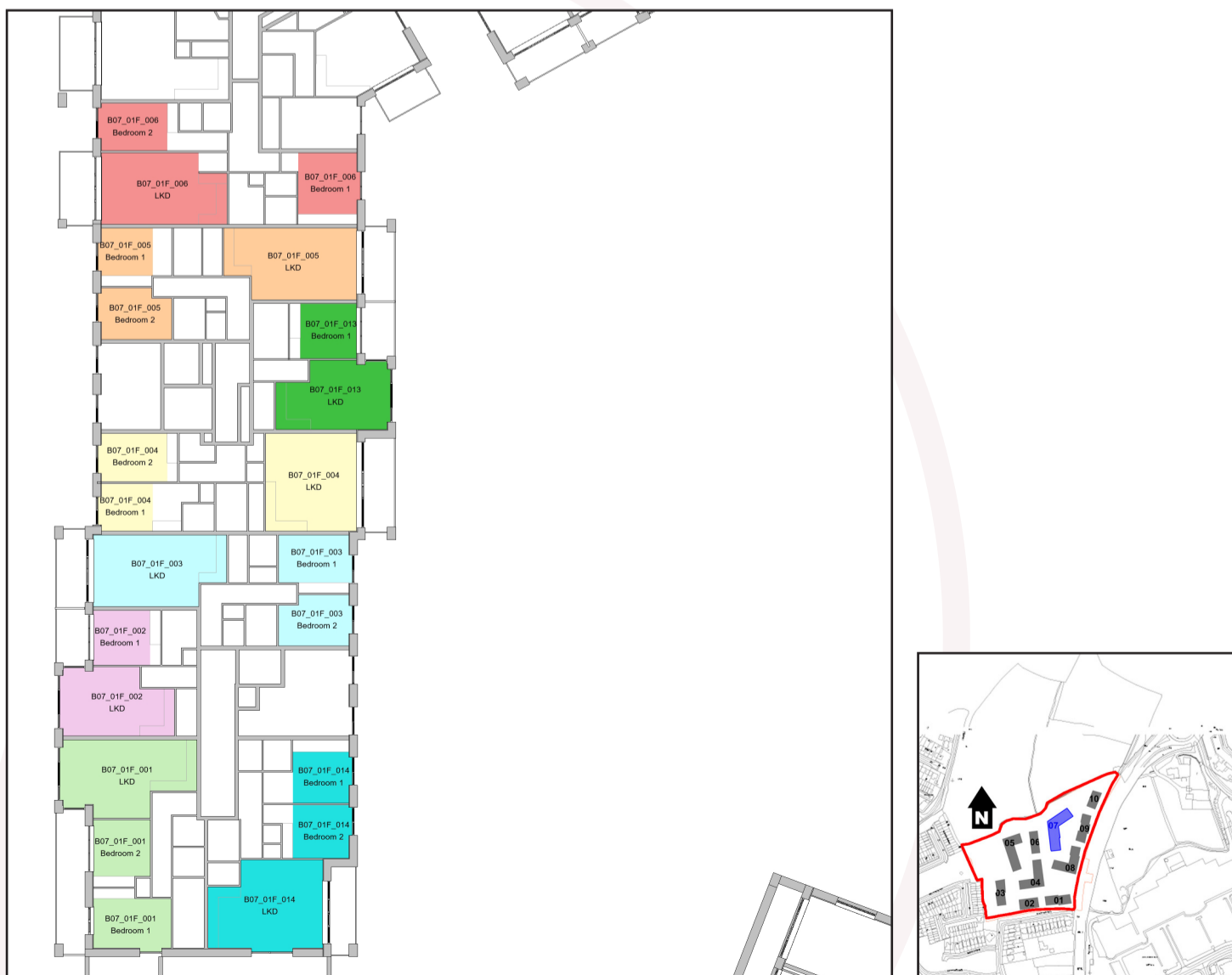


Figure 7.156: Floor plan of assessed building (L), Keyplan highlighting the assessed building (R).

7.3.54 First Floor, Block 07

Table No. 7.157: Alternative Daylight Standards Results First Floor, Block 07

| Unit Number | Room Description | BS 8206-2 | | EN 17037 | | | BS_EN 17037 | |
|-------------|------------------|---------------|-----------------|---|---|-----------------|---|-----------------|
| | | Predicted ADF | Meets Criteria* | % of area above 300 Lux (recommendation >50%) | % of area above 100 Lux (recommendation >95%) | Meets Criteria* | % of area above target Lux* (recommendation >50%) | Meets Criteria* |
| B07_01F_007 | Bedroom 1 | 5.51% | Yes | 100% | 100% | Yes | 100% | Yes |
| B07_01F_007 | LKD | 2.15% | Yes | 49% | 100% | No | 80% | Yes |
| B07_01F_008 | Bedroom 1 | 3.57% | Yes | 74% | 100% | Yes | 100% | Yes |
| B07_01F_008 | Bedroom 2 | 4.37% | Yes | 99% | 100% | Yes | 100% | Yes |
| B07_01F_008 | LKD | 1.21% | No | 12% | 85% | No | 32% | No |
| B07_01F_009 | Bedroom 1 | 4.56% | Yes | 100% | 100% | Yes | 100% | Yes |
| B07_01F_009 | Bedroom 2 | 4.56% | Yes | 100% | 100% | Yes | 100% | Yes |
| B07_01F_009 | LKD | 4.70% | Yes | 100% | 100% | Yes | 100% | Yes |
| B07_01F_010 | Bedroom 1 | 3.50% | Yes | 100% | 100% | Yes | 100% | Yes |
| B07_01F_010 | Bedroom 2 | 1.65% | Yes | 23% | 100% | No | 72% | Yes |
| B07_01F_010 | LKD | 1.98% | No | 26% | 80% | No | 48% | No |
| B07_01F_011 | Bedroom 1 | 1.59% | Yes | 21% | 100% | No | 55% | Yes |
| B07_01F_011 | LKD | 2.75% | Yes | 44% | 100% | No | 76% | Yes |
| B07_01F_012 | Bedroom 1 | 1.42% | Yes | 19% | 89% | No | 31% | No |
| B07_01F_012 | LKD | 1.35% | No | 15% | 92% | No | 34% | No |

*For information regarding the criteria under the various guidelines please refer to section 3.0 on page 12.



Figure 7.157: Floor plan of assessed building (L), Keyplan highlighting the assessed building (R).

7.3.55 Second Floor, Block 07

Table No. 7.158: Alternative Daylight Standards Results Second Floor, Block 07

| Unit Number | Room Description | BS 8206-2 | | EN 17037 | | | BS_EN 17037 | |
|-------------|------------------|---------------|-----------------|---|---|-----------------|---|-----------------|
| | | Predicted ADF | Meets Criteria* | % of area above 300 Lux (recommendation >50%) | % of area above 100 Lux (recommendation >95%) | Meets Criteria* | % of area above target Lux* (recommendation >50%) | Meets Criteria* |
| B07_02F_001 | Bedroom 1 | 2.23% | Yes | 33% | 100% | No | 92% | Yes |
| B07_02F_001 | Bedroom 2 | 1.61% | Yes | 19% | 100% | No | 81% | Yes |
| B07_02F_001 | LKD | 1.78% | No | 25% | 77% | No | 43% | No |
| B07_02F_002 | Bedroom 1 | 1.15% | Yes | 0% | 100% | No | 29% | No |
| B07_02F_002 | LKD | 2.22% | Yes | 37% | 98% | No | 64% | Yes |
| B07_02F_003 | Bedroom 1 | 2.40% | Yes | 38% | 100% | No | 74% | Yes |
| B07_02F_003 | Bedroom 2 | 3.14% | Yes | 64% | 100% | Yes | 96% | Yes |
| B07_02F_003 | LKD | 0.84% | No | 3% | 49% | No | 17% | No |
| B07_02F_004 | Bedroom 1 | 1.99% | Yes | 32% | 100% | No | 59% | Yes |
| B07_02F_004 | Bedroom 2 | 2.21% | Yes | 32% | 100% | No | 63% | Yes |
| B07_02F_004 | LKD | 1.84% | No | 29% | 100% | No | 66% | Yes |
| B07_02F_005 | Bedroom 1 | 2.34% | Yes | 39% | 100% | No | 74% | Yes |
| B07_02F_005 | Bedroom 2 | 2.95% | Yes | 61% | 100% | Yes | 100% | Yes |
| B07_02F_005 | LKD | 1.08% | No | 14% | 58% | No | 25% | No |
| B07_02F_006 | Bedroom 1 | 2.26% | Yes | 38% | 100% | No | 63% | Yes |
| B07_02F_006 | Bedroom 2 | 2.39% | Yes | 43% | 100% | No | 85% | Yes |
| B07_02F_006 | LKD | 1.85% | No | 35% | 100% | No | 59% | Yes |
| B07_02F_013 | Bedroom 1 | 1.89% | Yes | 38% | 100% | No | 71% | Yes |
| B07_02F_013 | LKD | 3.09% | Yes | 49% | 100% | No | 76% | Yes |
| B07_02F_014 | Bedroom 1 | 3.00% | Yes | 63% | 100% | Yes | 93% | Yes |
| B07_02F_014 | Bedroom 2 | 2.72% | Yes | 52% | 100% | Yes | 91% | Yes |
| B07_02F_014 | LKD | 2.43% | Yes | 46% | 100% | No | 85% | Yes |

*For information regarding the criteria under the various guidelines please refer to section 3.0 on page 12.



Figure 7.158: Floor plan of assessed building (L), Keyplan highlighting the assessed building (R).

7.3.56 Second Floor, Block 07

Table No. 7.159: Alternative Daylight Standards Results Second Floor, Block 07

| Unit Number | Room Description | BS 8206-2 | | EN 17037 | | | BS_EN 17037 | |
|-------------|------------------|---------------|-----------------|---|---|-----------------|---|-----------------|
| | | Predicted ADF | Meets Criteria* | % of area above 300 Lux (recommendation >50%) | % of area above 100 Lux (recommendation >95%) | Meets Criteria* | % of area above target Lux* (recommendation >50%) | Meets Criteria* |
| B07_02F_007 | Bedroom 1 | 5.55% | Yes | 100% | 100% | Yes | 100% | Yes |
| B07_02F_007 | LKD | 2.20% | Yes | 50% | 100% | Yes | 81% | Yes |
| B07_02F_008 | Bedroom 1 | 3.61% | Yes | 80% | 100% | Yes | 100% | Yes |
| B07_02F_008 | Bedroom 2 | 4.42% | Yes | 100% | 100% | Yes | 100% | Yes |
| B07_02F_008 | LKD | 1.25% | No | 15% | 81% | No | 33% | No |
| B07_02F_009 | Bedroom 1 | 4.60% | Yes | 100% | 100% | Yes | 100% | Yes |
| B07_02F_009 | Bedroom 2 | 4.60% | Yes | 100% | 100% | Yes | 100% | Yes |
| B07_02F_009 | LKD | 4.87% | Yes | 100% | 100% | Yes | 100% | Yes |
| B07_02F_010 | Bedroom 1 | 3.75% | Yes | 100% | 100% | Yes | 100% | Yes |
| B07_02F_010 | Bedroom 2 | 1.76% | Yes | 30% | 100% | No | 72% | Yes |
| B07_02F_010 | LKD | 2.14% | Yes | 29% | 80% | No | 52% | Yes |
| B07_02F_011 | Bedroom 1 | 1.78% | Yes | 32% | 100% | No | 68% | Yes |
| B07_02F_011 | LKD | 2.90% | Yes | 43% | 100% | No | 74% | Yes |
| B07_02F_012 | Bedroom 1 | 1.55% | Yes | 21% | 94% | No | 36% | No |
| B07_02F_012 | LKD | 1.45% | No | 19% | 93% | No | 41% | No |

*For information regarding the criteria under the various guidelines please refer to section 3.0 on page 12.



Figure 7.159: Floor plan of assessed building (L), Keyplan highlighting the assessed building (R).

7.3.57 Third Floor, Block 07

Table No. 7.160: Alternative Daylight Standards Results Third Floor, Block 07

| Unit Number | Room Description | BS 8206-2 | | EN 17037 | | | BS_EN 17037 | |
|-------------|------------------|---------------|-----------------|---|---|-----------------|---|-----------------|
| | | Predicted ADF | Meets Criteria* | % of area above 300 Lux (recommendation >50%) | % of area above 100 Lux (recommendation >95%) | Meets Criteria* | % of area above target Lux* (recommendation >50%) | Meets Criteria* |
| B07_03F_001 | Bedroom 1 | 2.47% | Yes | 48% | 100% | No | 95% | Yes |
| B07_03F_001 | Bedroom 2 | 1.72% | Yes | 22% | 100% | No | 88% | Yes |
| B07_03F_001 | LKD | 1.94% | No | 27% | 77% | No | 43% | No |
| B07_03F_002 | Bedroom 1 | 1.18% | Yes | 0% | 100% | No | 34% | No |
| B07_03F_002 | LKD | 2.47% | Yes | 40% | 98% | No | 67% | Yes |
| B07_03F_003 | Bedroom 1 | 2.57% | Yes | 39% | 100% | No | 80% | Yes |
| B07_03F_003 | Bedroom 2 | 3.37% | Yes | 67% | 100% | Yes | 96% | Yes |
| B07_03F_003 | LKD | 0.88% | No | 4% | 52% | No | 21% | No |
| B07_03F_004 | Bedroom 1 | 2.14% | Yes | 41% | 100% | No | 63% | Yes |
| B07_03F_004 | Bedroom 2 | 2.45% | Yes | 37% | 100% | No | 67% | Yes |
| B07_03F_004 | LKD | 1.99% | No | 37% | 100% | No | 69% | Yes |
| B07_03F_005 | Bedroom 1 | 2.50% | Yes | 39% | 100% | No | 79% | Yes |
| B07_03F_005 | Bedroom 2 | 3.10% | Yes | 64% | 100% | Yes | 100% | Yes |
| B07_03F_005 | LKD | 1.21% | No | 18% | 61% | No | 33% | No |
| B07_03F_006 | Bedroom 1 | 2.45% | Yes | 43% | 100% | No | 74% | Yes |
| B07_03F_006 | Bedroom 2 | 2.44% | Yes | 48% | 100% | No | 88% | Yes |
| B07_03F_006 | LKD | 1.89% | No | 36% | 100% | No | 61% | Yes |
| B07_03F_014 | Bedroom 1 | 2.15% | Yes | 50% | 100% | Yes | 88% | Yes |
| B07_03F_014 | LKD | 3.31% | Yes | 51% | 100% | Yes | 78% | Yes |
| B07_03F_015 | Bedroom 1 | 3.24% | Yes | 66% | 100% | Yes | 98% | Yes |
| B07_03F_015 | Bedroom 2 | 2.92% | Yes | 55% | 100% | Yes | 96% | Yes |
| B07_03F_015 | LKD | 2.69% | Yes | 50% | 100% | No | 87% | Yes |

*For information regarding the criteria under the various guidelines please refer to section 3.0 on page 12.

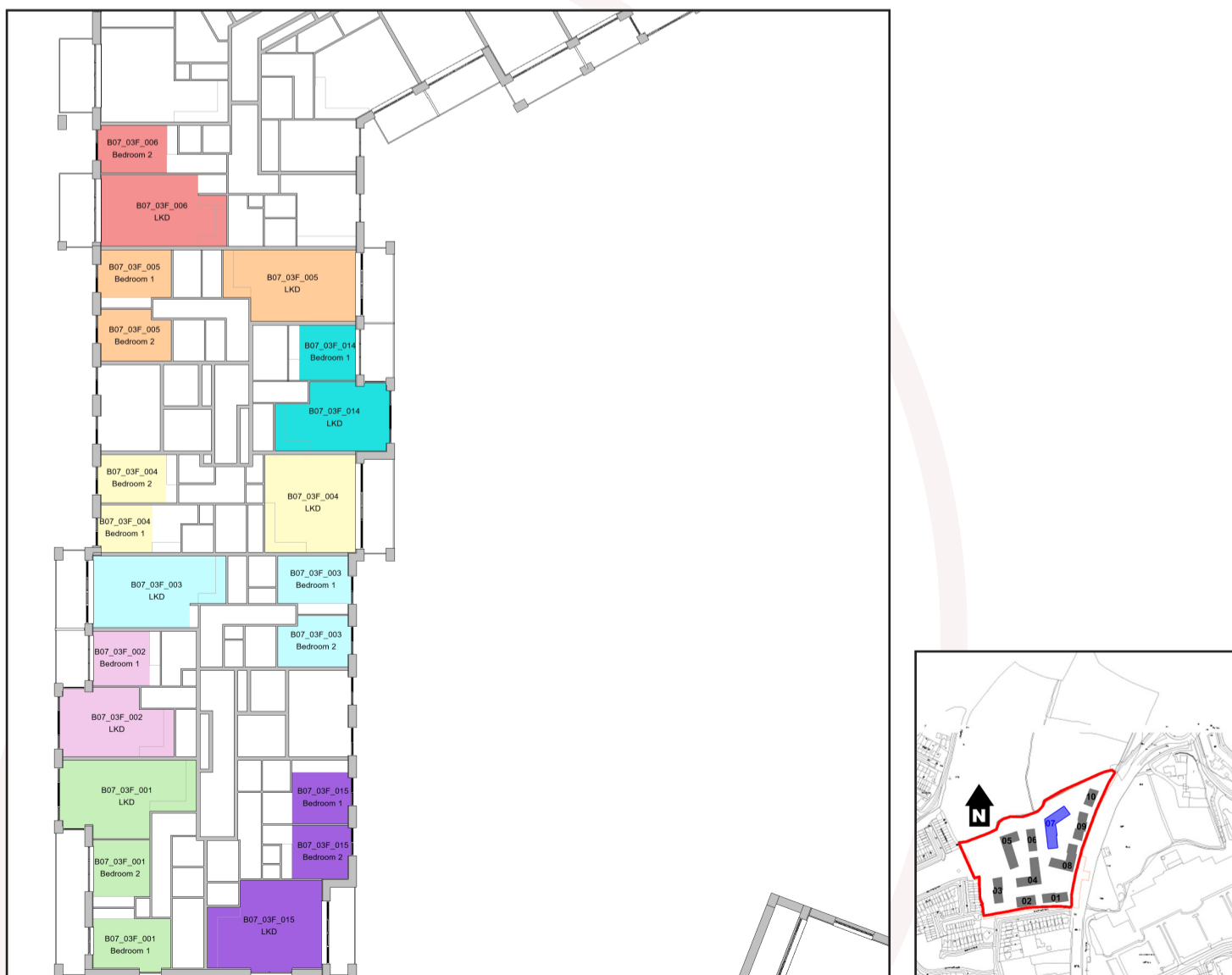


Figure 7.160: Floor plan of assessed building (L), Keyplan highlighting the assessed building (R).

7.3.58 Third Floor, Block 7

Table No. 7.161: Alternative Daylight Standards Results Third Floor, Block 7

| Unit Number | Room Description | BS 8206-2 | | EN 17037 | | | BS_EN 17037 | |
|-------------|------------------|---------------|-----------------|---|---|-----------------|---|-----------------|
| | | Predicted ADF | Meets Criteria* | % of area above 300 Lux (recommendation >50%) | % of area above 100 Lux (recommendation >95%) | Meets Criteria* | % of area above target Lux* (recommendation >50%) | Meets Criteria* |
| B07_03F_007 | Bedroom 1 | 5.62% | Yes | 100% | 100% | Yes | 100% | Yes |
| B07_03F_007 | LKD | 2.24% | Yes | 52% | 100% | Yes | 82% | Yes |
| B07_03F_008 | Bedroom 1 | 3.91% | Yes | 100% | 100% | Yes | 100% | Yes |
| B07_03F_008 | Bedroom 2 | 4.49% | Yes | 100% | 100% | Yes | 100% | Yes |
| B07_03F_008 | LKD | 1.20% | No | 18% | 63% | No | 33% | No |
| B07_03F_009 | Bedroom 1 | 3.66% | Yes | 83% | 100% | Yes | 100% | Yes |
| B07_03F_009 | Bedroom 2 | 4.49% | Yes | 100% | 100% | Yes | 100% | Yes |
| B07_03F_009 | LKD | 1.21% | No | 18% | 62% | No | 33% | No |
| B07_03F_010 | Bedroom 1 | 4.65% | Yes | 100% | 100% | Yes | 100% | Yes |
| B07_03F_010 | Bedroom 2 | 4.64% | Yes | 100% | 100% | Yes | 100% | Yes |
| B07_03F_010 | LKD | 5.00% | Yes | 100% | 100% | Yes | 100% | Yes |
| B07_03F_011 | Bedroom 1 | 3.93% | Yes | 100% | 100% | Yes | 100% | Yes |
| B07_03F_011 | Bedroom 2 | 1.99% | Yes | 38% | 100% | No | 92% | Yes |
| B07_03F_011 | LKD | 2.31% | Yes | 32% | 81% | No | 52% | Yes |
| B07_03F_012 | Bedroom 1 | 2.01% | Yes | 39% | 100% | No | 84% | Yes |
| B07_03F_012 | LKD | 3.12% | Yes | 48% | 100% | No | 75% | Yes |
| B07_03F_013 | Bedroom 1 | 1.65% | Yes | 25% | 94% | No | 40% | No |
| B07_03F_013 | LKD | 1.49% | No | 22% | 91% | No | 43% | No |

*For information regarding the criteria under the various guidelines please refer to section 3.0 on page 12.



Figure 7.161: Floor plan of assessed building (L), Keyplan highlighting the assessed building (R).

7.3.59 Fourth Floor, Block 07

Table No. 7.162: Alternative Daylight Standards Results Fourth Floor, Block 07

| Unit Number | Room Description | BS 8206-2 | | EN 17037 | | | BS_EN 17037 | |
|-------------|------------------|---------------|-----------------|---|---|-----------------|---|-----------------|
| | | Predicted ADF | Meets Criteria* | % of area above 300 Lux (recommendation >50%) | % of area above 100 Lux (recommendation >95%) | Meets Criteria* | % of area above target Lux* (recommendation >50%) | Meets Criteria* |
| B07_04F_001 | Bedroom 1 | 2.75% | Yes | 64% | 100% | Yes | 100% | Yes |
| B07_04F_001 | Bedroom 2 | 1.92% | Yes | 33% | 100% | No | 94% | Yes |
| B07_04F_001 | LKD | 2.15% | Yes | 29% | 78% | No | 45% | No |
| B07_04F_002 | Bedroom 1 | 1.37% | Yes | 13% | 100% | No | 46% | No |
| B07_04F_002 | LKD | 2.66% | Yes | 40% | 99% | No | 70% | Yes |
| B07_04F_003 | Bedroom 1 | 2.77% | Yes | 47% | 100% | No | 89% | Yes |
| B07_04F_003 | Bedroom 2 | 3.57% | Yes | 74% | 100% | Yes | 100% | Yes |
| B07_04F_003 | LKD | 0.97% | No | 9% | 56% | No | 23% | No |
| B07_04F_004 | Bedroom 1 | 2.43% | Yes | 46% | 100% | No | 71% | Yes |
| B07_04F_004 | Bedroom 2 | 2.74% | Yes | 45% | 100% | No | 68% | Yes |
| B07_04F_004 | LKD | 2.23% | Yes | 45% | 100% | No | 77% | Yes |
| B07_04F_005 | Bedroom 1 | 2.70% | Yes | 45% | 100% | No | 83% | Yes |
| B07_04F_005 | Bedroom 2 | 3.30% | Yes | 67% | 100% | Yes | 100% | Yes |
| B07_04F_005 | LKD | 1.35% | No | 23% | 64% | No | 38% | No |
| B07_04F_006 | Bedroom 1 | 2.63% | Yes | 48% | 100% | No | 85% | Yes |
| B07_04F_006 | Bedroom 2 | 2.50% | Yes | 48% | 100% | No | 95% | Yes |
| B07_04F_006 | LKD | 1.96% | No | 37% | 100% | No | 62% | Yes |
| B07_04F_014 | Bedroom 1 | 2.45% | Yes | 63% | 100% | Yes | 100% | Yes |
| B07_04F_014 | LKD | 3.12% | Yes | 56% | 100% | Yes | 76% | Yes |
| B07_04F_015 | Bedroom 1 | 3.46% | Yes | 73% | 100% | Yes | 100% | Yes |
| B07_04F_015 | Bedroom 2 | 3.14% | Yes | 63% | 100% | Yes | 100% | Yes |
| B07_04F_015 | LKD | 3.01% | Yes | 55% | 100% | Yes | 92% | Yes |

*For information regarding the criteria under the various guidelines please refer to section 3.0 on page 12.

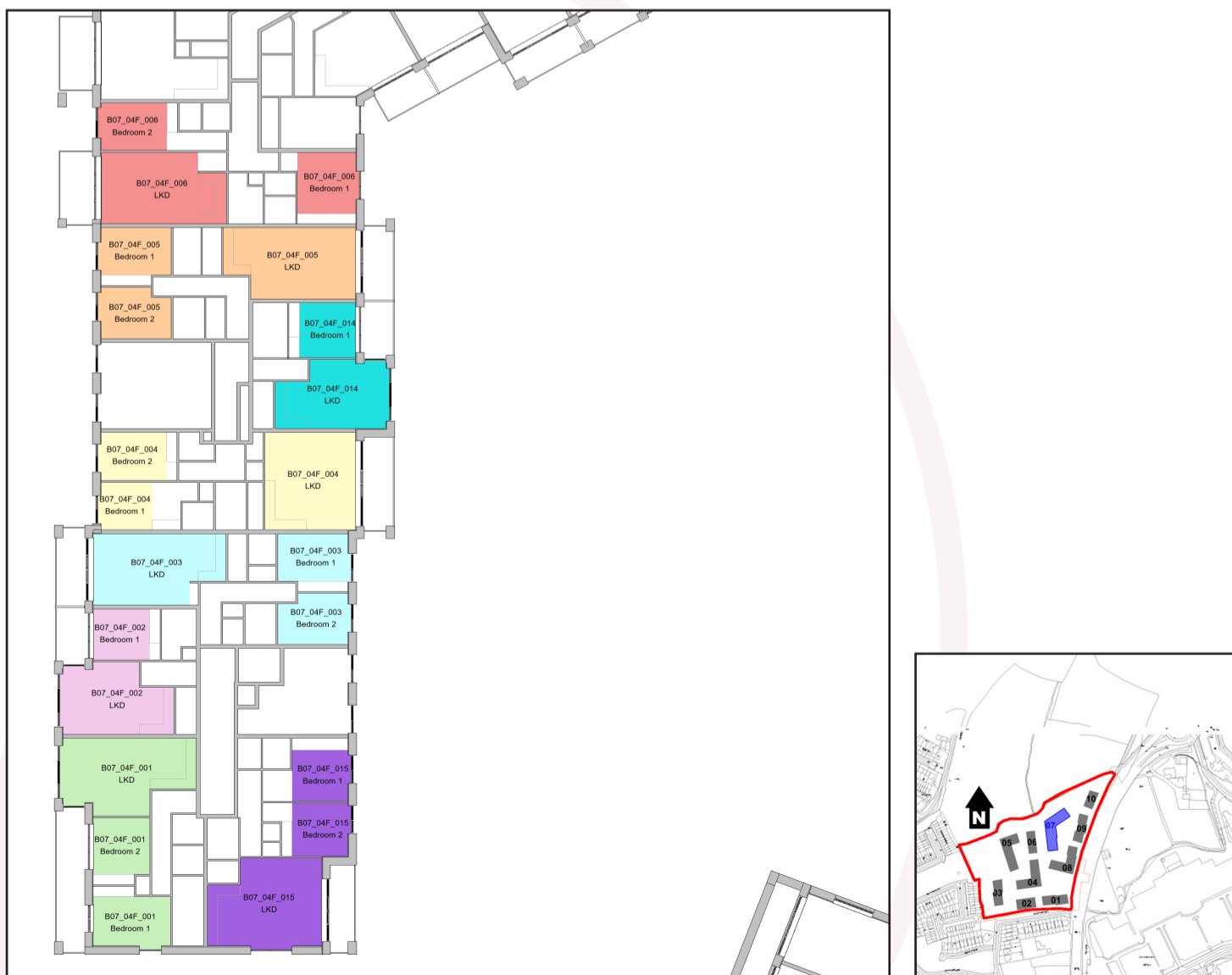


Figure 7.162: Floor plan of assessed building (L), Keyplan highlighting the assessed building (R).

7.3.60 Fourth Floor, Block 07

Table No. 7.163: Alternative Daylight Standards Results Fourth Floor, Block 07

| Unit Number | Room Description | BS 8206-2 | | EN 17037 | | | BS_EN 17037 | |
|-------------|------------------|---------------|-----------------|---|---|-----------------|---|-----------------|
| | | Predicted ADF | Meets Criteria* | % of area above 300 Lux (recommendation >50%) | % of area above 100 Lux (recommendation >95%) | Meets Criteria* | % of area above target Lux* (recommendation >50%) | Meets Criteria* |
| B07_04F_007 | Bedroom 1 | 5.73% | Yes | 100% | 100% | Yes | 100% | Yes |
| B07_04F_007 | LKD | 2.29% | Yes | 53% | 100% | Yes | 82% | Yes |
| B07_04F_008 | Bedroom 1 | 3.99% | Yes | 100% | 100% | Yes | 100% | Yes |
| B07_04F_008 | Bedroom 2 | 4.59% | Yes | 100% | 100% | Yes | 100% | Yes |
| B07_04F_008 | LKD | 1.31% | No | 21% | 66% | No | 38% | No |
| B07_04F_009 | Bedroom 1 | 3.72% | Yes | 92% | 100% | Yes | 100% | Yes |
| B07_04F_009 | Bedroom 2 | 4.56% | Yes | 100% | 100% | Yes | 100% | Yes |
| B07_04F_009 | LKD | 1.34% | No | 22% | 67% | No | 38% | No |
| B07_04F_010 | Bedroom 1 | 4.70% | Yes | 100% | 100% | Yes | 100% | Yes |
| B07_04F_010 | Bedroom 2 | 4.71% | Yes | 100% | 100% | Yes | 100% | Yes |
| B07_04F_010 | LKD | 5.32% | Yes | 100% | 100% | Yes | 100% | Yes |
| B07_04F_011 | Bedroom 1 | 4.30% | Yes | 100% | 100% | Yes | 100% | Yes |
| B07_04F_011 | Bedroom 2 | 2.27% | Yes | 48% | 100% | No | 97% | Yes |
| B07_04F_011 | LKD | 2.50% | Yes | 35% | 81% | No | 56% | Yes |
| B07_04F_012 | Bedroom 1 | 2.26% | Yes | 54% | 100% | Yes | 98% | Yes |
| B07_04F_012 | LKD | 3.37% | Yes | 53% | 100% | Yes | 76% | Yes |
| B07_04F_013 | Bedroom 1 | 1.78% | Yes | 26% | 99% | No | 44% | No |
| B07_04F_013 | LKD | 1.63% | No | 26% | 91% | No | 50% | No |

*For information regarding the criteria under the various guidelines please refer to section 3.0 on page 12.



Figure 7.163: Floor plan of assessed building (L), Keyplan highlighting the assessed building (R).

7.3.61 Fifth Floor, Block 07

Table No. 7.164: Alternative Daylight Standards Results Fifth Floor, Block 07

| Unit Number | Room Description | BS 8206-2 | | EN 17037 | | | BS_EN 17037 | |
|-------------|------------------|---------------|-----------------|---|---|-----------------|---|-----------------|
| | | Predicted ADF | Meets Criteria* | % of area above 300 Lux (recommendation >50%) | % of area above 100 Lux (recommendation >95%) | Meets Criteria* | % of area above target Lux* (recommendation >50%) | Meets Criteria* |
| B07_05F_001 | Bedroom 1 | 3.09% | Yes | 83% | 100% | Yes | 100% | Yes |
| B07_05F_001 | Bedroom 2 | 2.26% | Yes | 48% | 100% | No | 97% | Yes |
| B07_05F_001 | LKD | 2.40% | Yes | 32% | 81% | No | 49% | No |
| B07_05F_002 | Bedroom 1 | 1.69% | Yes | 27% | 100% | No | 55% | Yes |
| B07_05F_002 | LKD | 2.98% | Yes | 44% | 100% | No | 73% | Yes |
| B07_05F_003 | Bedroom 1 | 2.92% | Yes | 55% | 100% | Yes | 95% | Yes |
| B07_05F_003 | Bedroom 2 | 3.76% | Yes | 77% | 100% | Yes | 100% | Yes |
| B07_05F_003 | LKD | 1.12% | No | 14% | 60% | No | 28% | No |
| B07_05F_004 | Bedroom 1 | 2.76% | Yes | 59% | 100% | Yes | 83% | Yes |
| B07_05F_004 | Bedroom 2 | 3.08% | Yes | 50% | 100% | Yes | 75% | Yes |
| B07_05F_004 | LKD | 2.46% | Yes | 52% | 100% | Yes | 91% | Yes |
| B07_05F_005 | Bedroom 1 | 2.92% | Yes | 52% | 100% | Yes | 86% | Yes |
| B07_05F_005 | Bedroom 2 | 3.53% | Yes | 72% | 100% | Yes | 100% | Yes |
| B07_05F_005 | LKD | 1.48% | No | 26% | 70% | No | 43% | No |
| B07_05F_006 | Bedroom 1 | 2.78% | Yes | 54% | 100% | Yes | 95% | Yes |
| B07_05F_006 | Bedroom 2 | 2.57% | Yes | 50% | 100% | Yes | 97% | Yes |
| B07_05F_006 | LKD | 2.04% | Yes | 38% | 100% | No | 63% | Yes |
| B07_05F_014 | Bedroom 1 | 2.68% | Yes | 75% | 100% | Yes | 100% | Yes |
| B07_05F_014 | LKD | 3.34% | Yes | 62% | 100% | Yes | 79% | Yes |
| B07_05F_015 | Bedroom 1 | 3.68% | Yes | 79% | 100% | Yes | 100% | Yes |
| B07_05F_015 | Bedroom 2 | 3.34% | Yes | 68% | 100% | Yes | 100% | Yes |
| B07_05F_015 | LKD | 3.41% | Yes | 65% | 100% | Yes | 97% | Yes |

*For information regarding the criteria under the various guidelines please refer to section 3.0 on page 12.



Figure 7.164: Floor plan of assessed building (L), Keyplan highlighting the assessed building (R).

7.3.62 Fifth Floor, Block 07

Table No. 7.165: Alternative Daylight Standards Results Fifth Floor, Block 07

| Unit Number | Room Description | BS 8206-2 | | EN 17037 | | | BS_EN 17037 | |
|-------------|------------------|---------------|-----------------|---|---|-----------------|---|-----------------|
| | | Predicted ADF | Meets Criteria* | % of area above 300 Lux (recommendation >50%) | % of area above 100 Lux (recommendation >95%) | Meets Criteria* | % of area above target Lux* (recommendation >50%) | Meets Criteria* |
| B07_05F_007 | Bedroom 1 | 5.80% | Yes | 100% | 100% | Yes | 100% | Yes |
| B07_05F_007 | LKD | 2.36% | Yes | 58% | 100% | Yes | 82% | Yes |
| B07_05F_008 | Bedroom 1 | 4.04% | Yes | 100% | 100% | Yes | 100% | Yes |
| B07_05F_008 | Bedroom 2 | 4.67% | Yes | 100% | 100% | Yes | 100% | Yes |
| B07_05F_008 | LKD | 1.41% | No | 24% | 72% | No | 43% | No |
| B07_05F_009 | Bedroom 1 | 3.78% | Yes | 100% | 100% | Yes | 100% | Yes |
| B07_05F_009 | Bedroom 2 | 4.62% | Yes | 100% | 100% | Yes | 100% | Yes |
| B07_05F_009 | LKD | 1.47% | No | 25% | 73% | No | 43% | No |
| B07_05F_010 | Bedroom 1 | 5.34% | Yes | 100% | 100% | Yes | 100% | Yes |
| B07_05F_010 | Bedroom 2 | 4.76% | Yes | 100% | 100% | Yes | 100% | Yes |
| B07_05F_010 | LKD | 4.86% | Yes | 100% | 100% | Yes | 100% | Yes |
| B07_05F_011 | Bedroom 1 | 4.62% | Yes | 100% | 100% | Yes | 100% | Yes |
| B07_05F_011 | Bedroom 2 | 2.65% | Yes | 67% | 100% | Yes | 100% | Yes |
| B07_05F_011 | LKD | 2.73% | Yes | 39% | 84% | No | 62% | Yes |
| B07_05F_012 | Bedroom 1 | 2.54% | Yes | 66% | 100% | Yes | 100% | Yes |
| B07_05F_012 | LKD | 3.63% | Yes | 56% | 100% | Yes | 80% | Yes |
| B07_05F_013 | Bedroom 1 | 1.91% | Yes | 30% | 100% | No | 49% | No |
| B07_05F_013 | LKD | 1.76% | No | 29% | 97% | No | 60% | Yes |

*For information regarding the criteria under the various guidelines please refer to section 3.0 on page 12.



Figure 7.165: Floor plan of assessed building (L), Keyplan highlighting the assessed building (R).

7.3.63 Sixth Floor, Block 07

Table No. 7.166: Alternative Daylight Standards Results Sixth Floor, Block 07

| Unit Number | Room Description | BS 8206-2 | | EN 17037 | | | BS_EN 17037 | |
|-------------|------------------|---------------|-----------------|---|---|-----------------|---|-----------------|
| | | Predicted ADF | Meets Criteria* | % of area above 300 Lux (recommendation >50%) | % of area above 100 Lux (recommendation >95%) | Meets Criteria* | % of area above target Lux* (recommendation >50%) | Meets Criteria* |
| B07_06F_001 | Bedroom 1 | 3.40% | Yes | 93% | 100% | Yes | 100% | Yes |
| B07_06F_001 | Bedroom 2 | 2.73% | Yes | 69% | 100% | Yes | 100% | Yes |
| B07_06F_001 | LKD | 2.67% | Yes | 35% | 86% | No | 54% | Yes |
| B07_06F_002 | Bedroom 1 | 2.16% | Yes | 50% | 100% | Yes | 88% | Yes |
| B07_06F_002 | LKD | 3.32% | Yes | 49% | 100% | No | 76% | Yes |
| B07_06F_003 | Bedroom 1 | 3.06% | Yes | 59% | 100% | Yes | 100% | Yes |
| B07_06F_003 | Bedroom 2 | 3.92% | Yes | 83% | 100% | Yes | 100% | Yes |
| B07_06F_003 | LKD | 1.36% | No | 22% | 67% | No | 36% | No |
| B07_06F_004 | Bedroom 1 | 3.12% | Yes | 68% | 100% | Yes | 98% | Yes |
| B07_06F_004 | Bedroom 2 | 3.43% | Yes | 60% | 100% | Yes | 90% | Yes |
| B07_06F_004 | LKD | 2.69% | Yes | 60% | 100% | Yes | 98% | Yes |
| B07_06F_005 | Bedroom 1 | 3.15% | Yes | 58% | 100% | Yes | 95% | Yes |
| B07_06F_005 | Bedroom 2 | 3.75% | Yes | 81% | 100% | Yes | 100% | Yes |
| B07_06F_005 | LKD | 1.55% | No | 28% | 80% | No | 47% | No |
| B07_06F_006 | Bedroom 1 | 2.95% | Yes | 59% | 100% | Yes | 99% | Yes |
| B07_06F_006 | Bedroom 2 | 2.21% | Yes | 40% | 100% | No | 70% | Yes |
| B07_06F_006 | LKD | 1.71% | No | 29% | 100% | No | 54% | Yes |
| B07_06F_014 | Bedroom 1 | 2.61% | Yes | 75% | 100% | Yes | 100% | Yes |
| B07_06F_014 | LKD | 3.56% | Yes | 67% | 100% | Yes | 84% | Yes |
| B07_06F_015 | Bedroom 1 | 3.82% | Yes | 82% | 100% | Yes | 100% | Yes |
| B07_06F_015 | Bedroom 2 | 3.51% | Yes | 77% | 100% | Yes | 100% | Yes |
| B07_06F_015 | LKD | 3.80% | Yes | 80% | 100% | Yes | 100% | Yes |

*For information regarding the criteria under the various guidelines please refer to section 3.0 on page 12.

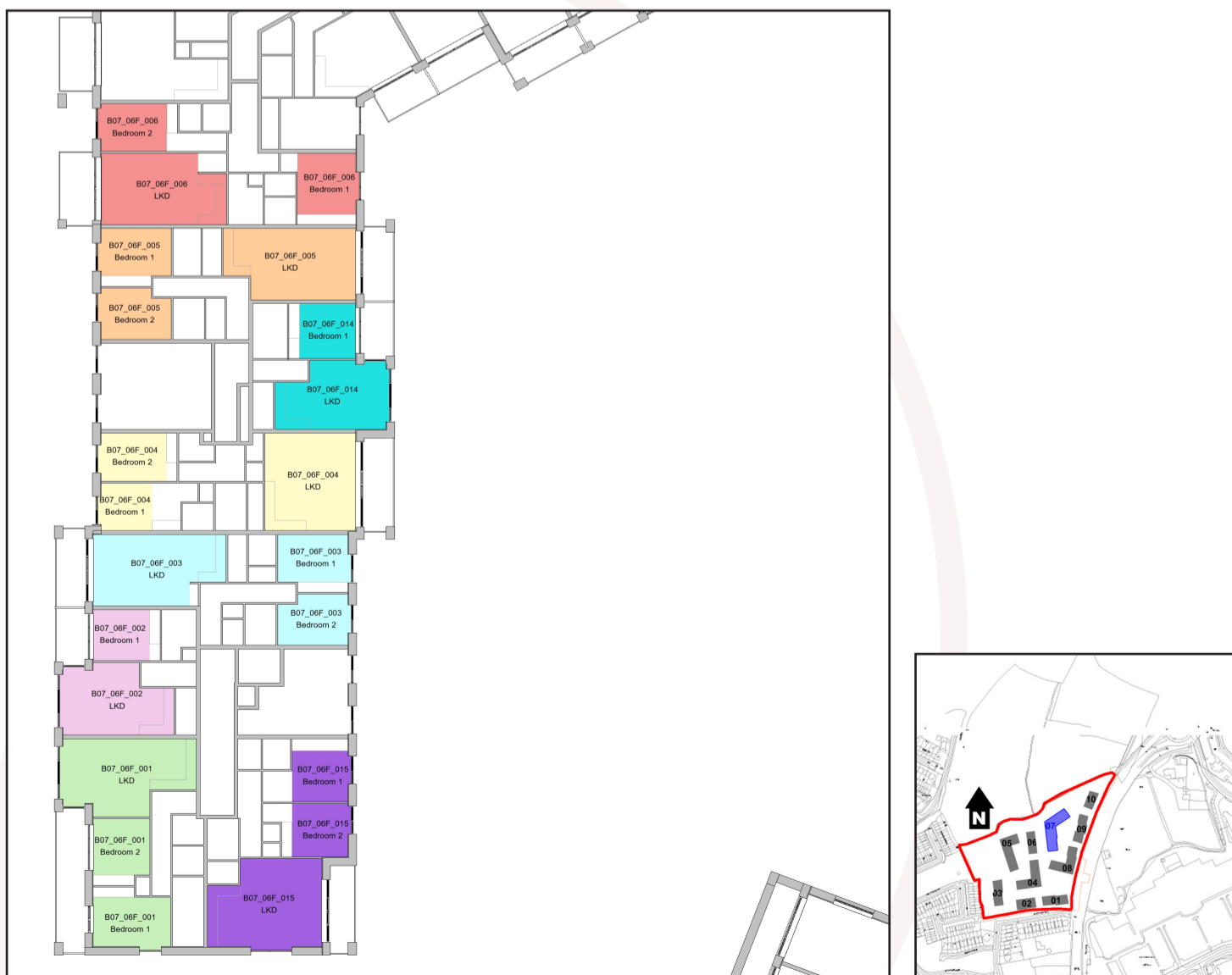


Figure 7.166: Floor plan of assessed building (L), Keyplan highlighting the assessed building (R).

7.3.64 Sixth Floor, Block 07

Table No. 7.167: Alternative Daylight Standards Results Sixth Floor, Block 07

| Unit Number | Room Description | BS 8206-2 | | EN 17037 | | | BS_EN 17037 | |
|-------------|------------------|---------------|-----------------|---|---|-----------------|---|-----------------|
| | | Predicted ADF | Meets Criteria* | % of area above 300 Lux (recommendation >50%) | % of area above 100 Lux (recommendation >95%) | Meets Criteria* | % of area above target Lux* (recommendation >50%) | Meets Criteria* |
| B07_06F_007 | Bedroom 1 | 5.57% | Yes | 100% | 100% | Yes | 100% | Yes |
| B07_06F_007 | LKD | 1.87% | No | 34% | 100% | No | 78% | Yes |
| B07_06F_008 | Bedroom 1 | 4.10% | Yes | 100% | 100% | Yes | 100% | Yes |
| B07_06F_008 | Bedroom 2 | 4.73% | Yes | 100% | 100% | Yes | 100% | Yes |
| B07_06F_008 | LKD | 1.52% | No | 26% | 81% | No | 46% | No |
| B07_06F_009 | Bedroom 1 | 3.85% | Yes | 100% | 100% | Yes | 100% | Yes |
| B07_06F_009 | Bedroom 2 | 4.69% | Yes | 100% | 100% | Yes | 100% | Yes |
| B07_06F_009 | LKD | 1.62% | No | 29% | 82% | No | 48% | No |
| B07_06F_010 | Bedroom 1 | 4.82% | Yes | 100% | 100% | Yes | 100% | Yes |
| B07_06F_010 | Bedroom 2 | 4.83% | Yes | 100% | 100% | Yes | 100% | Yes |
| B07_06F_010 | LKD | 4.97% | Yes | 100% | 100% | Yes | 100% | Yes |
| B07_06F_011 | Bedroom 1 | 4.99% | Yes | 100% | 100% | Yes | 100% | Yes |
| B07_06F_011 | Bedroom 2 | 3.02% | Yes | 95% | 100% | Yes | 100% | Yes |
| B07_06F_011 | LKD | 2.96% | Yes | 44% | 89% | No | 67% | Yes |
| B07_06F_012 | Bedroom 1 | 2.74% | Yes | 73% | 100% | Yes | 100% | Yes |
| B07_06F_012 | LKD | 3.87% | Yes | 64% | 100% | Yes | 84% | Yes |
| B07_06F_013 | Bedroom 1 | 2.03% | Yes | 32% | 100% | No | 56% | Yes |
| B07_06F_013 | LKD | 1.89% | No | 33% | 98% | No | 69% | Yes |

*For information regarding the criteria under the various guidelines please refer to section 3.0 on page 12.



Figure 7.167: Floor plan of assessed building (L), Keyplan highlighting the assessed building (R).

7.3.65 Seventh Floor, Block 07

Table No. 7.168: Alternative Daylight Standards Results Seventh Floor, Block 07

| Unit Number | Room Description | BS 8206-2 | | EN 17037 | | | BS_EN 17037 | |
|-------------|------------------|---------------|-----------------|---|---|-----------------|---|-----------------|
| | | Predicted ADF | Meets Criteria* | % of area above 300 Lux (recommendation >50%) | % of area above 100 Lux (recommendation >95%) | Meets Criteria* | % of area above target Lux* (recommendation >50%) | Meets Criteria* |
| B07_07F_001 | Bedroom 1 | 2.46% | Yes | 61% | 100% | Yes | 100% | Yes |
| B07_07F_001 | Bedroom 2 | 2.95% | Yes | 86% | 100% | Yes | 100% | Yes |
| B07_07F_001 | LKD | 3.80% | Yes | 85% | 100% | Yes | 95% | Yes |
| B07_07F_002 | Bedroom 1 | 3.80% | Yes | 83% | 100% | Yes | 100% | Yes |
| B07_07F_002 | Bedroom 2 | 3.73% | Yes | 68% | 100% | Yes | 100% | Yes |
| B07_07F_002 | LKD | 2.86% | Yes | 69% | 100% | Yes | 100% | Yes |
| B07_07F_003 | Bedroom 1 | 3.32% | Yes | 64% | 100% | Yes | 100% | Yes |
| B07_07F_003 | Bedroom 2 | 3.91% | Yes | 88% | 100% | Yes | 100% | Yes |
| B07_07F_003 | LKD | 1.69% | No | 29% | 86% | No | 50% | Yes |
| B07_07F_004 | Bedroom 1 | 3.13% | Yes | 64% | 100% | Yes | 99% | Yes |
| B07_07F_004 | Bedroom 2 | 2.28% | Yes | 40% | 100% | No | 72% | Yes |
| B07_07F_004 | LKD | 1.79% | No | 32% | 100% | No | 57% | Yes |
| B07_07F_005 | Bedroom 1 | 5.64% | Yes | 100% | 100% | Yes | 100% | Yes |
| B07_07F_005 | LKD | 1.76% | No | 29% | 100% | No | 68% | Yes |
| B07_07F_012 | Bedroom 1 | 2.93% | Yes | 86% | 100% | Yes | 100% | Yes |
| B07_07F_012 | LKD | 3.73% | Yes | 71% | 100% | Yes | 89% | Yes |

*For information regarding the criteria under the various guidelines please refer to section 3.0 on page 12.



Figure 7.168: Floor plan of assessed building (L), Keyplan highlighting the assessed building (R).

7.3.66 Seventh Floor, Block 07

Table No. 7.169: Alternative Daylight Standards Results Seventh Floor, Block 07

| Unit Number | Room Description | BS 8206-2 | | EN 17037 | | | BS_EN 17037 | |
|-------------|------------------|---------------|-----------------|---|---|-----------------|---|-----------------|
| | | Predicted ADF | Meets Criteria* | % of area above 300 Lux (recommendation >50%) | % of area above 100 Lux (recommendation >95%) | Meets Criteria* | % of area above target Lux* (recommendation >50%) | Meets Criteria* |
| B07_07F_006 | Bedroom 1 | 4.08% | Yes | 100% | 100% | Yes | 100% | Yes |
| B07_07F_006 | Bedroom 2 | 4.72% | Yes | 100% | 100% | Yes | 100% | Yes |
| B07_07F_006 | LKD | 1.69% | No | 30% | 87% | No | 52% | Yes |
| B07_07F_007 | Bedroom 1 | 3.85% | Yes | 100% | 100% | Yes | 100% | Yes |
| B07_07F_007 | Bedroom 2 | 4.70% | Yes | 100% | 100% | Yes | 100% | Yes |
| B07_07F_007 | LKD | 1.73% | No | 30% | 88% | No | 53% | Yes |
| B07_07F_008 | Bedroom 1 | 4.79% | Yes | 100% | 100% | Yes | 100% | Yes |
| B07_07F_008 | Bedroom 2 | 4.79% | Yes | 100% | 100% | Yes | 100% | Yes |
| B07_07F_008 | LKD | 5.05% | Yes | 100% | 100% | Yes | 100% | Yes |
| B07_07F_009 | Bedroom 1 | 5.26% | Yes | 100% | 100% | Yes | 100% | Yes |
| B07_07F_009 | Bedroom 2 | 3.33% | Yes | 100% | 100% | Yes | 100% | Yes |
| B07_07F_009 | LKD | 3.16% | Yes | 49% | 99% | No | 72% | Yes |
| B07_07F_010 | Bedroom 1 | 2.84% | Yes | 86% | 100% | Yes | 100% | Yes |
| B07_07F_010 | LKD | 4.04% | Yes | 70% | 100% | Yes | 89% | Yes |
| B07_07F_011 | Bedroom 1 | 2.19% | Yes | 35% | 100% | No | 65% | Yes |
| B07_07F_011 | LKD | 2.01% | Yes | 36% | 99% | No | 77% | Yes |

*For information regarding the criteria under the various guidelines please refer to section 3.0 on page 12.



Figure 7.169: Floor plan of assessed building (L), Keyplan highlighting the assessed building (R).

7.3.67 Eighth Floor, Block 07

Table No. 7.170: Alternative Daylight Standards Results Eighth Floor, Block 07

| Unit Number | Room Description | BS 8206-2 | | EN 17037 | | | BS_EN 17037 | |
|-------------|------------------|---------------|-----------------|---|---|-----------------|---|-----------------|
| | | Predicted ADF | Meets Criteria* | % of area above 300 Lux (recommendation >50%) | % of area above 100 Lux (recommendation >95%) | Meets Criteria* | % of area above target Lux* (recommendation >50%) | Meets Criteria* |
| B07_08F_001 | Bedroom 1 | 3.24% | Yes | 67% | 100% | Yes | 99% | Yes |
| B07_08F_001 | Bedroom 2 | 2.94% | Yes | 68% | 100% | Yes | 100% | Yes |
| B07_08F_001 | LKD | 3.03% | Yes | 57% | 100% | Yes | 90% | Yes |
| B07_08F_002 | Bedroom 1 | 5.25% | Yes | 100% | 100% | Yes | 100% | Yes |
| B07_08F_002 | LKD | 3.03% | Yes | 68% | 100% | Yes | 88% | Yes |
| B07_08F_003 | Bedroom 1 | 3.92% | Yes | 100% | 100% | Yes | 100% | Yes |
| B07_08F_003 | Bedroom 2 | 4.54% | Yes | 100% | 100% | Yes | 100% | Yes |
| B07_08F_003 | LKD | 2.93% | Yes | 47% | 100% | No | 75% | Yes |
| B07_08F_004 | Bedroom 1 | 3.11% | Yes | 90% | 100% | Yes | 100% | Yes |
| B07_08F_004 | Bedroom 2 | 3.19% | Yes | 95% | 100% | Yes | 100% | Yes |
| B07_08F_004 | LKD | 2.68% | Yes | 61% | 100% | Yes | 89% | Yes |
| B07_08F_005 | Bedroom 1 | 2.95% | Yes | 52% | 100% | Yes | 92% | Yes |
| B07_08F_005 | LKD | 3.50% | Yes | 72% | 100% | Yes | 98% | Yes |

*For information regarding the criteria under the various guidelines please refer to section 3.0 on page 12.



Figure 7.170: Floor plan of assessed building (L), Keyplan highlighting the assessed building (R).

7.3.68 Ground Floor Lower, Block 08

Table No. 7.171: Alternative Daylight Standards Results Ground Floor Lower, Block 08

| Unit Number | Room Description | BS 8206-2 | | EN 17037 | | | BS_EN 17037 | |
|--------------|------------------|---------------|-----------------|---|---|-----------------|---|-----------------|
| | | Predicted ADF | Meets Criteria* | % of area above 300 Lux (recommendation >50%) | % of area above 100 Lux (recommendation >95%) | Meets Criteria* | % of area above target Lux* (recommendation >50%) | Meets Criteria* |
| B08_OLGF_001 | Bedroom 1 | 5.69% | Yes | 100% | 100% | Yes | 100% | Yes |
| B08_OLGF_001 | Bedroom 2 | 7.50% | Yes | 100% | 100% | Yes | 100% | Yes |
| B08_OLGF_001 | Bedroom 3 | 2.22% | Yes | 46% | 100% | No | 100% | Yes |
| B08_OLGF_001 | LKD | 3.15% | Yes | 77% | 100% | Yes | 95% | Yes |
| B08_OLGF_002 | Bedroom 1 | 6.12% | Yes | 100% | 100% | Yes | 100% | Yes |
| B08_OLGF_002 | Bedroom 2 | 5.86% | Yes | 100% | 100% | Yes | 100% | Yes |
| B08_OLGF_002 | LKD | 2.19% | Yes | 43% | 100% | No | 88% | Yes |
| B08_OLGF_003 | Bedroom 1 | 3.44% | Yes | 81% | 100% | Yes | 95% | Yes |
| B08_OLGF_003 | Bedroom 2 | 3.41% | Yes | 70% | 100% | Yes | 98% | Yes |
| B08_OLGF_003 | LKD | 4.04% | Yes | 100% | 100% | Yes | 100% | Yes |
| B08_OLGF_004 | Bedroom 1 | 4.71% | Yes | 100% | 100% | Yes | 100% | Yes |
| B08_OLGF_004 | LKD | 6.27% | Yes | 100% | 100% | Yes | 100% | Yes |

*For information regarding the criteria under the various guidelines please refer to section 3.0 on page 12.



Figure 7.171: Floor plan of assessed building (L), Keyplan highlighting the assessed building (R).

7.3.69 First Floor Lower, Block 08

Table No. 7.172: Alternative Daylight Standards Results First Floor Lower, Block 08

| Unit Number | Room Description | BS 8206-2 | | EN 17037 | | | BS_EN 17037 | |
|-------------|------------------|---------------|-----------------|---|---|-----------------|---|-----------------|
| | | Predicted ADF | Meets Criteria* | % of area above 300 Lux (recommendation >50%) | % of area above 100 Lux (recommendation >95%) | Meets Criteria* | % of area above target Lux* (recommendation >50%) | Meets Criteria* |
| B08_1FL_001 | Bedroom 1 | 4.92% | Yes | 100% | 100% | Yes | 100% | Yes |
| B08_1FL_001 | Bedroom 2 | 4.65% | Yes | 100% | 100% | Yes | 100% | Yes |
| B08_1FL_002 | Bedroom 1 | 5.04% | Yes | 100% | 100% | Yes | 100% | Yes |
| B08_1FL_002 | Bedroom 2 | 4.69% | Yes | 100% | 100% | Yes | 100% | Yes |
| B08_1FL_002 | LKD | 1.29% | No | 11% | 100% | No | 39% | No |
| B08_1FL_003 | Bedroom 1 | 2.74% | Yes | 57% | 100% | Yes | 86% | Yes |
| B08_1FL_003 | Bedroom 2 | 2.70% | Yes | 45% | 100% | No | 78% | Yes |
| B08_1FL_003 | LKD | 2.90% | Yes | 95% | 100% | Yes | 100% | Yes |
| B08_1FL_004 | Bedroom 1 | 3.52% | Yes | 100% | 100% | Yes | 100% | Yes |
| B08_1FL_004 | LKD | 5.16% | Yes | 90% | 100% | Yes | 100% | Yes |
| B08_1FL_005 | Bedroom 1 | 1.36% | Yes | 5% | 100% | No | 50% | Yes |
| B08_1FL_005 | LKD | 2.72% | Yes | 46% | 100% | No | 75% | Yes |
| B08_1FL_005 | LKD | 2.49% | Yes | 64% | 100% | Yes | 81% | Yes |

*For information regarding the criteria under the various guidelines please refer to section 3.0 on page 12.



Figure 7.172: Floor plan of assessed building (L), Keyplan highlighting the assessed building (R).

7.3.70 First Floor, Block 08

Table No. 7.173: Alternative Daylight Standards Results First Floor, Block 08

| Unit Number | Room Description | BS 8206-2 | | EN 17037 | | | BS_EN 17037 | |
|-------------|------------------|---------------|-----------------|---|---|-----------------|---|-----------------|
| | | Predicted ADF | Meets Criteria* | % of area above 300 Lux (recommendation >50%) | % of area above 100 Lux (recommendation >95%) | Meets Criteria* | % of area above target Lux* (recommendation >50%) | Meets Criteria* |
| B08_01F_001 | Bedroom 1 | 3.09% | Yes | 56% | 100% | Yes | 71% | Yes |
| B08_01F_001 | Bedroom 2 | 4.55% | Yes | 100% | 100% | Yes | 100% | Yes |
| B08_01F_001 | LKD | 5.29% | Yes | 100% | 100% | Yes | 100% | Yes |
| B08_01F_002 | Bedroom 1 | 2.75% | Yes | 86% | 100% | Yes | 100% | Yes |
| B08_01F_002 | LKD | 4.46% | Yes | 78% | 100% | Yes | 99% | Yes |
| B08_01F_003 | Bedroom 1 | 2.66% | Yes | 52% | 100% | Yes | 98% | Yes |
| B08_01F_003 | Bedroom 2 | 1.96% | Yes | 30% | 100% | No | 59% | Yes |
| B08_01F_003 | LKD | 2.26% | Yes | 44% | 100% | No | 65% | Yes |
| B08_01F_004 | Bedroom 1 | 2.76% | Yes | 55% | 100% | Yes | 97% | Yes |
| B08_01F_004 | Bedroom 2 | 2.77% | Yes | 48% | 100% | No | 93% | Yes |
| B08_01F_004 | LKD | 2.19% | Yes | 42% | 100% | No | 64% | Yes |
| B08_01F_005 | Bedroom 1 | 2.46% | Yes | 66% | 100% | Yes | 100% | Yes |
| B08_01F_005 | LKD | 4.21% | Yes | 76% | 100% | Yes | 98% | Yes |
| B08_01F_006 | Bedroom 1 | 3.40% | Yes | 65% | 100% | Yes | 99% | Yes |
| B08_01F_006 | Bedroom 2 | 2.69% | Yes | 39% | 96% | No | 75% | Yes |
| B08_01F_006 | LKD | 2.68% | Yes | 65% | 100% | Yes | 100% | Yes |
| B08_01F_007 | Bedroom 1 | 2.76% | Yes | 55% | 100% | Yes | 86% | Yes |
| B08_01F_007 | Bedroom 2 | 2.27% | Yes | 35% | 100% | No | 77% | Yes |
| B08_01F_007 | LKD | 2.97% | Yes | 78% | 100% | Yes | 100% | Yes |
| B08_01F_008 | Bedroom 1 | 1.77% | Yes | 32% | 100% | No | 68% | Yes |
| B08_01F_008 | LKD | 4.19% | Yes | 68% | 100% | Yes | 100% | Yes |

*For information regarding the criteria under the various guidelines please refer to section 3.0 on page 12.



Figure 7.173: Floor plan of assessed building (L), Keyplan highlighting the assessed building (R).

7.3.71 Second Floor Lower, Block 08

Table No. 7.174: Alternative Daylight Standards Results Second Floor Lower, Block 08

| Unit Number | Room Description | BS 8206-2 | | EN 17037 | | | BS_EN 17037 | |
|--------------|------------------|---------------|-----------------|---|---|-----------------|---|-----------------|
| | | Predicted ADF | Meets Criteria* | % of area above 300 Lux (recommendation >50%) | % of area above 100 Lux (recommendation >95%) | Meets Criteria* | % of area above target Lux* (recommendation >50%) | Meets Criteria* |
| B08_02FL_001 | Bedroom 1 | 5.13% | Yes | 100% | 100% | Yes | 100% | Yes |
| B08_02FL_001 | Bedroom 2 | 4.78% | Yes | 100% | 100% | Yes | 100% | Yes |
| B08_02FL_001 | LKD | 2.62% | Yes | 64% | 100% | Yes | 82% | Yes |
| B08_02FL_002 | Bedroom 1 | 5.17% | Yes | 100% | 100% | Yes | 100% | Yes |
| B08_02FL_002 | Bedroom 2 | 4.83% | Yes | 100% | 100% | Yes | 100% | Yes |
| B08_02FL_002 | LKD | 1.44% | No | 15% | 100% | No | 47% | No |
| B08_02FL_003 | Bedroom 1 | 2.98% | Yes | 60% | 100% | Yes | 90% | Yes |
| B08_02FL_003 | Bedroom 2 | 2.95% | Yes | 53% | 100% | Yes | 85% | Yes |
| B08_02FL_003 | LKD | 2.98% | Yes | 97% | 100% | Yes | 100% | Yes |
| B08_02FL_004 | Bedroom 1 | 3.35% | Yes | 100% | 100% | Yes | 100% | Yes |
| B08_02FL_004 | LKD | 5.20% | Yes | 93% | 100% | Yes | 100% | Yes |
| B08_02FL_005 | Bedroom 1 | 1.44% | Yes | 9% | 100% | No | 54% | Yes |
| B08_02FL_005 | LKD | 2.93% | Yes | 47% | 99% | No | 75% | Yes |

*For information regarding the criteria under the various guidelines please refer to section 3.0 on page 12.



Figure 7.174: Floor plan of assessed building (L), Keyplan highlighting the assessed building (R).

7.3.72 Second Floor, Block 08

Table No. 7.175: Alternative Daylight Standards Results Second Floor, Block 08

| Unit Number | Room Description | BS 8206-2 | | EN 17037 | | | BS_EN 17037 | |
|-------------|------------------|---------------|-----------------|---|---|-----------------|---|-----------------|
| | | Predicted ADF | Meets Criteria* | % of area above 300 Lux (recommendation >50%) | % of area above 100 Lux (recommendation >95%) | Meets Criteria* | % of area above target Lux* (recommendation >50%) | Meets Criteria* |
| B08_02F_001 | Bedroom 1 | 3.22% | Yes | 57% | 100% | Yes | 76% | Yes |
| B08_02F_001 | Bedroom 2 | 4.71% | Yes | 100% | 100% | Yes | 100% | Yes |
| B08_02F_001 | LKD | 5.41% | Yes | 100% | 100% | Yes | 100% | Yes |
| B08_02F_002 | Bedroom 1 | 2.92% | Yes | 100% | 100% | Yes | 100% | Yes |
| B08_02F_002 | LKD | 4.64% | Yes | 81% | 100% | Yes | 100% | Yes |
| B08_02F_003 | Bedroom 1 | 2.77% | Yes | 56% | 100% | Yes | 98% | Yes |
| B08_02F_003 | Bedroom 2 | 2.09% | Yes | 34% | 100% | No | 67% | Yes |
| B08_02F_003 | LKD | 2.38% | Yes | 46% | 100% | No | 67% | Yes |
| B08_02F_004 | Bedroom 1 | 2.88% | Yes | 55% | 100% | Yes | 100% | Yes |
| B08_02F_004 | Bedroom 2 | 2.90% | Yes | 57% | 100% | Yes | 99% | Yes |
| B08_02F_004 | LKD | 2.18% | Yes | 43% | 100% | No | 66% | Yes |
| B08_02F_005 | Bedroom 1 | 2.60% | Yes | 79% | 100% | Yes | 100% | Yes |
| B08_02F_005 | LKD | 3.92% | Yes | 77% | 100% | Yes | 99% | Yes |
| B08_02F_006 | Bedroom 1 | 3.97% | Yes | 72% | 100% | Yes | 100% | Yes |
| B08_02F_006 | Bedroom 2 | 3.09% | Yes | 48% | 100% | No | 87% | Yes |
| B08_02F_006 | LKD | 2.86% | Yes | 67% | 100% | Yes | 99% | Yes |
| B08_02F_006 | Bedroom 1 | 2.93% | Yes | 55% | 100% | Yes | 93% | Yes |
| B08_02F_007 | Bedroom 2 | 2.42% | Yes | 38% | 100% | No | 82% | Yes |
| B08_02F_007 | LKD | 3.18% | Yes | 81% | 100% | Yes | 100% | Yes |
| B08_02F_008 | Bedroom 1 | 1.79% | Yes | 35% | 100% | No | 67% | Yes |
| B08_02F_008 | LKD | 4.25% | Yes | 70% | 100% | Yes | 100% | Yes |

*For information regarding the criteria under the various guidelines please refer to section 3.0 on page 12.



Figure 7.175: Floor plan of assessed building (L), Keyplan highlighting the assessed building (R).

7.3.73 Third Floor Lower, Block 08

Table No. 7.176: Alternative Daylight Standards Results Third Floor Lower, Block 08

| Unit Number | Room Description | BS 8206-2 | | EN 17037 | | | BS_EN 17037 | |
|--------------|------------------|---------------|-----------------|---|---|-----------------|---|-----------------|
| | | Predicted ADF | Meets Criteria* | % of area above 300 Lux (recommendation >50%) | % of area above 100 Lux (recommendation >95%) | Meets Criteria* | % of area above target Lux* (recommendation >50%) | Meets Criteria* |
| B08_03FL_001 | Bedroom 1 | 5.30% | Yes | 100% | 100% | Yes | 100% | Yes |
| B08_03FL_001 | Bedroom 2 | 4.86% | Yes | 100% | 100% | Yes | 100% | Yes |
| B08_03FL_001 | LKD | 2.83% | Yes | 67% | 100% | Yes | 84% | Yes |
| B08_03FL_002 | Bedroom 1 | 4.92% | Yes | 100% | 100% | Yes | 100% | Yes |
| B08_03FL_002 | Bedroom 2 | 5.25% | Yes | 100% | 100% | Yes | 100% | Yes |
| B08_03FL_002 | LKD | 1.51% | No | 20% | 100% | No | 50% | Yes |
| B08_03FL_003 | Bedroom 1 | 3.24% | Yes | 69% | 100% | Yes | 93% | Yes |
| B08_03FL_003 | Bedroom 2 | 3.22% | Yes | 58% | 100% | Yes | 90% | Yes |
| B08_03FL_003 | LKD | 3.02% | Yes | 98% | 100% | Yes | 100% | Yes |
| B08_03FL_004 | Bedroom 1 | 3.57% | Yes | 100% | 100% | Yes | 100% | Yes |
| B08_03FL_004 | LKD | 5.45% | Yes | 94% | 100% | Yes | 100% | Yes |
| B08_03FL_005 | Bedroom 1 | 2.31% | Yes | 41% | 100% | No | 65% | Yes |
| B08_03FL_005 | Bedroom 2 | 2.58% | Yes | 45% | 100% | No | 77% | Yes |
| B08_03FL_005 | LKD | 2.10% | Yes | 44% | 100% | No | 72% | Yes |
| B08_03FL_006 | Bedroom 1 | 1.62% | Yes | 23% | 100% | No | 63% | Yes |
| B08_03FL_006 | LKD | 3.20% | Yes | 52% | 100% | Yes | 76% | Yes |

*For information regarding the criteria under the various guidelines please refer to section 3.0 on page 12.



Figure 7.176: Floor plan of assessed building (L), Keyplan highlighting the assessed building (R).

7.3.74 Third Floor, Block 08

Table No. 7.177: Alternative Daylight Standards Results Third Floor, Block 08

| Unit Number | Room Description | BS 8206-2 | | EN 17037 | | | BS_EN 17037 | |
|-------------|------------------|---------------|-----------------|---|---|-----------------|---|-----------------|
| | | Predicted ADF | Meets Criteria* | % of area above 300 Lux (recommendation >50%) | % of area above 100 Lux (recommendation >95%) | Meets Criteria* | % of area above target Lux* (recommendation >50%) | Meets Criteria* |
| B08_03F_001 | Bedroom 1 | 3.25% | Yes | 58% | 100% | Yes | 75% | Yes |
| B08_03F_001 | Bedroom 2 | 4.55% | Yes | 100% | 100% | Yes | 100% | Yes |
| B08_03F_001 | LKD | 5.47% | Yes | 100% | 100% | Yes | 100% | Yes |
| B08_03F_002 | LKD | 4.77% | Yes | 83% | 100% | Yes | 100% | Yes |
| B08_03F_002 | Bedroom 1 | 3.03% | Yes | 100% | 100% | Yes | 100% | Yes |
| B08_03F_003 | Bedroom 1 | 2.89% | Yes | 59% | 100% | Yes | 100% | Yes |
| B08_03F_003 | Bedroom 2 | 2.24% | Yes | 40% | 100% | No | 74% | Yes |
| B08_03F_003 | LKD | 2.47% | Yes | 49% | 100% | No | 71% | Yes |
| B08_03F_004 | Bedroom 1 | 3.03% | Yes | 58% | 100% | Yes | 100% | Yes |
| B08_03F_004 | Bedroom 2 | 3.06% | Yes | 57% | 100% | Yes | 97% | Yes |
| B08_03F_004 | LKD | 2.26% | Yes | 46% | 100% | No | 69% | Yes |
| B08_03F_005 | Bedroom 1 | 2.70% | Yes | 89% | 100% | Yes | 100% | Yes |
| B08_03F_005 | LKD | 4.06% | Yes | 78% | 100% | Yes | 100% | Yes |
| B08_03F_006 | Bedroom 1 | 4.01% | Yes | 73% | 100% | Yes | 100% | Yes |
| B08_03F_006 | Bedroom 2 | 3.21% | Yes | 50% | 100% | Yes | 90% | Yes |
| B08_03F_006 | LKD | 3.07% | Yes | 70% | 100% | Yes | 99% | Yes |
| B08_03F_007 | Bedroom 1 | 3.14% | Yes | 59% | 100% | Yes | 98% | Yes |
| B08_03F_007 | Bedroom 2 | 2.58% | Yes | 42% | 100% | No | 92% | Yes |
| B08_03F_007 | LKD | 3.44% | Yes | 85% | 100% | Yes | 100% | Yes |
| B08_03F_008 | Bedroom 1 | 1.78% | Yes | 33% | 100% | No | 67% | Yes |
| B08_03F_008 | LKD | 4.31% | Yes | 70% | 100% | Yes | 100% | Yes |

*For information regarding the criteria under the various guidelines please refer to section 3.0 on page 12.



Figure 7.177: Floor plan of assessed building (L), Keyplan highlighting the assessed building (R).

7.3.75 Fourth Floor Lower, Block 08

| Table No. 7.178: Alternative Daylight Standards Results Fourth Floor Lower, Block 08 | | | | | | | | |
|--|------------------|---------------|-----------------|---|---|-----------------|---|-----------------|
| Unit Number | Room Description | BS 8206-2 | | EN 17037 | | | BS_EN 17037 | |
| | | Predicted ADF | Meets Criteria* | % of area above 300 Lux (recommendation >50%) | % of area above 100 Lux (recommendation >95%) | Meets Criteria* | % of area above target Lux* (recommendation >50%) | Meets Criteria* |
| B08_04FL_001 | Bedroom 1 | 5.54% | Yes | 100% | 100% | Yes | 100% | Yes |
| B08_04FL_001 | Bedroom 2 | 4.89% | Yes | 100% | 100% | Yes | 100% | Yes |
| B08_04FL_001 | LKD | 1.74% | No | 28% | 100% | No | 61% | Yes |
| B08_04FL_002 | LKD | 3.18% | Yes | 70% | 100% | Yes | 86% | Yes |
| B08_04FL_002 | Bedroom 1 | 4.95% | Yes | 100% | 100% | Yes | 100% | Yes |
| B08_04FL_002 | Bedroom 2 | 5.31% | Yes | 100% | 100% | Yes | 100% | Yes |
| B08_04FL_003 | Bedroom 1 | 3.51% | Yes | 76% | 100% | Yes | 98% | Yes |
| B08_04FL_003 | Bedroom 2 | 3.49% | Yes | 67% | 100% | Yes | 98% | Yes |
| B08_04FL_003 | LKD | 3.02% | Yes | 99% | 100% | Yes | 100% | Yes |
| B08_04FL_004 | Bedroom 1 | 3.57% | Yes | 100% | 100% | Yes | 100% | Yes |
| B08_04FL_004 | LKD | 5.43% | Yes | 94% | 100% | Yes | 100% | Yes |
| B08_04FL_005 | Bedroom 1 | 2.52% | Yes | 45% | 100% | No | 74% | Yes |
| B08_04FL_005 | Bedroom 2 | 2.86% | Yes | 52% | 100% | Yes | 91% | Yes |
| B08_04FL_005 | LKD | 2.10% | Yes | 44% | 100% | No | 73% | Yes |
| B08_04FL_006 | Bedroom 1 | 1.96% | Yes | 38% | 100% | No | 80% | Yes |
| B08_04FL_006 | LKD | 3.52% | Yes | 55% | 100% | Yes | 79% | Yes |

*For information regarding the criteria under the various guidelines please refer to section 3.0 on page 12.



Figure 7.178: Floor plan of assessed building (L), Keyplan highlighting the assessed building (R).

7.3.76 Fourth Floor, Block 08

Table No. 7.179: Alternative Daylight Standards Results Fourth Floor, Block 08

| Unit Number | Room Description | BS 8206-2 | | EN 17037 | | | BS_EN 17037 | |
|-------------|------------------|---------------|-----------------|---|---|-----------------|---|-----------------|
| | | Predicted ADF | Meets Criteria* | % of area above 300 Lux (recommendation >50%) | % of area above 100 Lux (recommendation >95%) | Meets Criteria* | % of area above target Lux* (recommendation >50%) | Meets Criteria* |
| B08_04F_001 | Bedroom 1 | 4.91% | Yes | 100% | 100% | Yes | 100% | Yes |
| B08_04F_001 | Bedroom 2 | 3.38% | Yes | 61% | 100% | Yes | 79% | Yes |
| B08_04F_001 | LKD | 5.48% | Yes | 100% | 100% | Yes | 100% | Yes |
| B08_04F_002 | Bedroom 1 | 3.09% | Yes | 100% | 100% | Yes | 100% | Yes |
| B08_04F_002 | LKD | 4.85% | Yes | 83% | 100% | Yes | 100% | Yes |
| B08_04F_003 | Bedroom 1 | 3.04% | Yes | 62% | 100% | Yes | 100% | Yes |
| B08_04F_003 | Bedroom 2 | 2.35% | Yes | 42% | 100% | No | 79% | Yes |
| B08_04F_003 | LKD | 2.51% | Yes | 49% | 100% | No | 73% | Yes |
| B08_04F_004 | Bedroom 1 | 3.20% | Yes | 64% | 100% | Yes | 100% | Yes |
| B08_04F_004 | Bedroom 2 | 3.26% | Yes | 61% | 100% | Yes | 100% | Yes |
| B08_04F_004 | LKD | 2.32% | Yes | 47% | 100% | No | 72% | Yes |
| B08_04F_005 | Bedroom 1 | 2.75% | Yes | 95% | 100% | Yes | 100% | Yes |
| B08_04F_005 | LKD | 4.17% | Yes | 80% | 100% | Yes | 100% | Yes |
| B08_04F_006 | Bedroom 1 | 4.17% | Yes | 77% | 100% | Yes | 100% | Yes |
| B08_04F_006 | Bedroom 2 | 3.33% | Yes | 52% | 100% | Yes | 92% | Yes |
| B08_04F_006 | LKD | 3.32% | Yes | 75% | 100% | Yes | 100% | Yes |
| B08_04F_007 | Bedroom 1 | 3.37% | Yes | 70% | 100% | Yes | 100% | Yes |
| B08_04F_007 | Bedroom 2 | 2.77% | Yes | 44% | 100% | No | 96% | Yes |
| B08_04F_007 | LKD | 3.79% | Yes | 89% | 100% | Yes | 100% | Yes |
| B08_04F_008 | Bedroom 1 | 1.77% | Yes | 33% | 100% | No | 65% | Yes |
| B08_04F_008 | LKD | 4.32% | Yes | 70% | 100% | Yes | 100% | Yes |

*For information regarding the criteria under the various guidelines please refer to section 3.0 on page 12.



Figure 7.179: Floor plan of assessed building (L), Keyplan highlighting the assessed building (R).

7.3.77 Fifth Floor Lower, Block 08

Table No. 7.180: Alternative Daylight Standards Results Fifth Floor Lower, Block 08

| Unit Number | Room Description | BS 8206-2 | | EN 17037 | | | BS_EN 17037 | |
|--------------|------------------|---------------|-----------------|---|---|-----------------|---|-----------------|
| | | Predicted ADF | Meets Criteria* | % of area above 300 Lux (recommendation >50%) | % of area above 100 Lux (recommendation >95%) | Meets Criteria* | % of area above target Lux* (recommendation >50%) | Meets Criteria* |
| B08_05FL_001 | Bedroom 1 | 5.85% | Yes | 100% | 100% | Yes | 100% | Yes |
| B08_05FL_001 | Bedroom 2 | 4.91% | Yes | 100% | 100% | Yes | 100% | Yes |
| B08_05FL_001 | LKD | 3.63% | Yes | 74% | 100% | Yes | 89% | Yes |
| B08_05FL_002 | Bedroom 1 | 4.98% | Yes | 100% | 100% | Yes | 100% | Yes |
| B08_05FL_002 | Bedroom 2 | 5.32% | Yes | 100% | 100% | Yes | 100% | Yes |
| B08_05FL_002 | LKD | 2.03% | Yes | 39% | 100% | No | 77% | Yes |
| B08_05FL_003 | Bedroom 1 | 3.73% | Yes | 86% | 100% | Yes | 100% | Yes |
| B08_05FL_003 | Bedroom 2 | 3.73% | Yes | 72% | 100% | Yes | 100% | Yes |
| B08_05FL_003 | LKD | 3.02% | Yes | 98% | 100% | Yes | 100% | Yes |
| B08_05FL_004 | Bedroom 1 | 3.56% | Yes | 100% | 100% | Yes | 100% | Yes |
| B08_05FL_004 | LKD | 5.44% | Yes | 91% | 100% | Yes | 100% | Yes |
| B08_05FL_005 | Bedroom 1 | 2.71% | Yes | 52% | 100% | Yes | 86% | Yes |
| B08_05FL_005 | Bedroom 2 | 3.19% | Yes | 61% | 100% | Yes | 99% | Yes |
| B08_05FL_005 | LKD | 2.10% | Yes | 44% | 100% | No | 72% | Yes |
| B08_05FL_006 | Bedroom 1 | 2.34% | Yes | 54% | 100% | Yes | 100% | Yes |
| B08_05FL_006 | LKD | 3.84% | Yes | 61% | 100% | Yes | 81% | Yes |

*For information regarding the criteria under the various guidelines please refer to section 3.0 on page 12.



Figure 7.180: Floor plan of assessed building (L), Keyplan highlighting the assessed building (R).

7.3.78 Fifth Floor, Block 08

Table No. 7.181: Alternative Daylight Standards Results Fifth Floor, Block 08

| Unit Number | Room Description | BS 8206-2 | | EN 17037 | | | BS_EN 17037 | |
|-------------|------------------|---------------|-----------------|---|---|-----------------|---|-----------------|
| | | Predicted ADF | Meets Criteria* | % of area above 300 Lux (recommendation >50%) | % of area above 100 Lux (recommendation >95%) | Meets Criteria* | % of area above target Lux* (recommendation >50%) | Meets Criteria* |
| B08_05F_001 | Bedroom 1 | 3.33% | Yes | 61% | 100% | Yes | 78% | Yes |
| B08_05F_001 | Bedroom 2 | 4.94% | Yes | 100% | 100% | Yes | 100% | Yes |
| B08_05F_001 | LKD | 5.50% | Yes | 100% | 100% | Yes | 100% | Yes |
| B08_05F_002 | Bedroom 1 | 3.12% | Yes | 100% | 100% | Yes | 100% | Yes |
| B08_05F_002 | LKD | 5.09% | Yes | 85% | 100% | Yes | 100% | Yes |
| B08_05F_003 | Bedroom 1 | 3.22% | Yes | 67% | 100% | Yes | 100% | Yes |
| B08_05F_003 | Bedroom 2 | 2.48% | Yes | 42% | 100% | No | 86% | Yes |
| B08_05F_003 | LKD | 3.96% | Yes | 63% | 100% | Yes | 95% | Yes |
| B08_05F_004 | Bedroom 1 | 3.40% | Yes | 65% | 100% | Yes | 100% | Yes |
| B08_05F_004 | Bedroom 2 | 3.50% | Yes | 67% | 100% | Yes | 100% | Yes |
| B08_05F_004 | LKD | 3.57% | Yes | 61% | 100% | Yes | 95% | Yes |
| B08_05F_005 | Bedroom 1 | 2.75% | Yes | 93% | 100% | Yes | 100% | Yes |
| B08_05F_005 | LKD | 4.33% | Yes | 80% | 100% | Yes | 100% | Yes |
| B08_05F_006 | Bedroom 1 | 4.09% | Yes | 75% | 100% | Yes | 100% | Yes |
| B08_05F_006 | Bedroom 2 | 3.39% | Yes | 54% | 100% | Yes | 95% | Yes |
| B08_05F_006 | LKD | 3.61% | Yes | 81% | 100% | Yes | 100% | Yes |
| B08_05F_007 | Bedroom 2 | 2.98% | Yes | 51% | 100% | Yes | 100% | Yes |
| B08_05F_007 | LKD | 4.16% | Yes | 95% | 100% | Yes | 100% | Yes |
| B08_05F_007 | Bedroom 1 | 3.62% | Yes | 75% | 100% | Yes | 100% | Yes |
| B08_05F_008 | Bedroom 1 | 1.78% | Yes | 33% | 100% | No | 67% | Yes |
| B08_05F_008 | LKD | 4.32% | Yes | 70% | 100% | Yes | 100% | Yes |

*For information regarding the criteria under the various guidelines please refer to section 3.0 on page 12.



Figure 7.181: Floor plan of assessed building (L), Keyplan highlighting the assessed building (R).

7.3.79 Sixth Floor Lower, Block 08

Table No. 7.182: Alternative Daylight Standards Results Sixth Floor Lower, Block 08

| Unit Number | Room Description | BS 8206-2 | | EN 17037 | | | BS_EN 17037 | |
|--------------|------------------|---------------|-----------------|---|---|-----------------|---|-----------------|
| | | Predicted ADF | Meets Criteria* | % of area above 300 Lux (recommendation >50%) | % of area above 100 Lux (recommendation >95%) | Meets Criteria* | % of area above target Lux* (recommendation >50%) | Meets Criteria* |
| B08_06FL_001 | Bedroom 1 | 6.21% | Yes | 100% | 100% | Yes | 100% | Yes |
| B08_06FL_001 | Bedroom 2 | 4.92% | Yes | 100% | 100% | Yes | 100% | Yes |
| B08_06FL_001 | LKD | 4.15% | Yes | 80% | 100% | Yes | 93% | Yes |
| B08_06FL_002 | Bedroom 1 | 4.99% | Yes | 100% | 100% | Yes | 100% | Yes |
| B08_06FL_002 | Bedroom 2 | 5.36% | Yes | 100% | 100% | Yes | 100% | Yes |
| B08_06FL_002 | LKD | 2.33% | Yes | 50% | 100% | Yes | 95% | Yes |
| B08_06FL_003 | Bedroom 1 | 3.92% | Yes | 88% | 100% | Yes | 100% | Yes |
| B08_06FL_003 | Bedroom 2 | 3.95% | Yes | 78% | 100% | Yes | 100% | Yes |
| B08_06FL_003 | LKD | 3.02% | Yes | 97% | 100% | Yes | 100% | Yes |
| B08_06FL_004 | Bedroom 1 | 3.56% | Yes | 100% | 100% | Yes | 100% | Yes |
| B08_06FL_004 | LKD | 5.45% | Yes | 92% | 100% | Yes | 100% | Yes |
| B08_06FL_005 | Bedroom 1 | 2.92% | Yes | 56% | 100% | Yes | 97% | Yes |
| B08_06FL_005 | Bedroom 2 | 3.57% | Yes | 72% | 100% | Yes | 100% | Yes |
| B08_06FL_005 | LKD | 2.09% | Yes | 44% | 100% | No | 73% | Yes |
| B08_06FL_006 | Bedroom 1 | 2.73% | Yes | 75% | 100% | Yes | 100% | Yes |
| B08_06FL_006 | LKD | 4.11% | Yes | 69% | 100% | Yes | 85% | Yes |

*For information regarding the criteria under the various guidelines please refer to section 3.0 on page 12.



Figure 7.182: Floor plan of assessed building (L), Keyplan highlighting the assessed building (R).

7.3.80 Sixth Floor, Block 08

Table No. 7.183: Alternative Daylight Standards Results Sixth Floor, Block 08

| Unit Number | Room Description | BS 8206-2 | | EN 17037 | | | BS_EN 17037 | |
|-------------|------------------|---------------|-----------------|---|---|-----------------|---|-----------------|
| | | Predicted ADF | Meets Criteria* | % of area above 300 Lux (recommendation >50%) | % of area above 100 Lux (recommendation >95%) | Meets Criteria* | % of area above target Lux* (recommendation >50%) | Meets Criteria* |
| B08_06F_001 | Bedroom 1 | 3.09% | Yes | 53% | 100% | Yes | 74% | Yes |
| B08_06F_001 | Bedroom 2 | 4.65% | Yes | 100% | 100% | Yes | 100% | Yes |
| B08_06F_001 | LKD | 5.51% | Yes | 100% | 100% | Yes | 100% | Yes |
| B08_06F_002 | Bedroom 1 | 2.96% | Yes | 100% | 100% | Yes | 100% | Yes |
| B08_06F_002 | LKD | 5.04% | Yes | 85% | 100% | Yes | 100% | Yes |
| B08_06F_003 | Bedroom 1 | 3.48% | Yes | 73% | 100% | Yes | 100% | Yes |
| B08_06F_003 | Bedroom 2 | 2.69% | Yes | 49% | 100% | No | 95% | Yes |
| B08_06F_003 | LKD | 1.96% | No | 39% | 100% | No | 63% | Yes |
| B08_06F_004 | Bedroom 1 | 3.38% | Yes | 61% | 100% | Yes | 100% | Yes |
| B08_06F_004 | Bedroom 2 | 3.57% | Yes | 67% | 100% | Yes | 100% | Yes |
| B08_06F_004 | Bedroom 3 | 4.10% | Yes | 100% | 100% | Yes | 100% | Yes |
| B08_06F_004 | LKD | 2.36% | Yes | 41% | 99% | No | 70% | Yes |
| B08_06F_005 | Bedroom 1 | 1.78% | Yes | 33% | 100% | No | 65% | Yes |
| B08_06F_005 | LKD | 4.40% | Yes | 71% | 100% | Yes | 100% | Yes |

*For information regarding the criteria under the various guidelines please refer to section 3.0 on page 12.



Figure 7.183: Floor plan of assessed building (L), Keyplan highlighting the assessed building (R).

7.3.81 Seventh Floor Lower and Seventh Floor, Block 08

Table No. 7.184: Alternative Daylight Standards Results Seventh Floor Lower, and Seventh Floor, Block 08

| Unit Number | Room Description | BS 8206-2 | | EN 17037 | | | BS_EN 17037 | |
|--------------|------------------|---------------|-----------------|---|---|-----------------|---|-----------------|
| | | Predicted ADF | Meets Criteria* | % of area above 300 Lux (recommendation >50%) | % of area above 100 Lux (recommendation >95%) | Meets Criteria* | % of area above target Lux* (recommendation >50%) | Meets Criteria* |
| B08_07F_001 | Bedroom 1 | 3.82% | Yes | 82% | 100% | Yes | 100% | Yes |
| B08_07F_001 | Bedroom 2 | 3.69% | Yes | 87% | 100% | Yes | 100% | Yes |
| B08_07F_001 | LKD | 2.87% | Yes | 54% | 100% | Yes | 79% | Yes |
| B08_07FL_001 | Bedroom 1 | 6.47% | Yes | 100% | 100% | Yes | 100% | Yes |
| B08_07FL_001 | Bedroom 2 | 4.92% | Yes | 100% | 100% | Yes | 100% | Yes |
| B08_07FL_001 | LKD | 4.54% | Yes | 83% | 100% | Yes | 100% | Yes |
| B08_07FL_002 | Bedroom 1 | 5.00% | Yes | 100% | 100% | Yes | 100% | Yes |
| B08_07FL_002 | Bedroom 2 | 5.38% | Yes | 100% | 100% | Yes | 100% | Yes |
| B08_07FL_002 | LKD | 2.54% | Yes | 58% | 100% | Yes | 100% | Yes |
| B08_07FL_003 | Bedroom 1 | 4.04% | Yes | 95% | 100% | Yes | 100% | Yes |
| B08_07FL_003 | Bedroom 2 | 4.08% | Yes | 80% | 100% | Yes | 100% | Yes |
| B08_07FL_003 | LKD | 3.05% | Yes | 98% | 100% | Yes | 100% | Yes |
| B08_07FL_004 | Bedroom 1 | 3.60% | Yes | 100% | 100% | Yes | 100% | Yes |
| B08_07FL_004 | LKD | 5.44% | Yes | 92% | 100% | Yes | 100% | Yes |
| B08_07FL_005 | Bedroom 1 | 3.22% | Yes | 62% | 100% | Yes | 100% | Yes |
| B08_07FL_005 | Bedroom 2 | 3.91% | Yes | 84% | 100% | Yes | 100% | Yes |
| B08_07FL_005 | LKD | 2.10% | Yes | 43% | 100% | No | 72% | Yes |
| B08_07FL_006 | Bedroom 1 | 2.97% | Yes | 93% | 100% | Yes | 100% | Yes |
| B08_07FL_006 | LKD | 4.32% | Yes | 75% | 100% | Yes | 89% | Yes |

*For information regarding the criteria under the various guidelines please refer to section 3.0 on page 12.



Figure 7.184: Floor plan of assessed building (L), Keyplan highlighting the assessed building (R).

7.3.82 Eighth Floor Lower, Block 08

Table No. 7.185: Alternative Daylight Standards Results Eighth Floor, Block 08

| Unit Number | Room Description | BS 8206-2 | | EN 17037 | | | BS_EN 17037 | |
|-------------|------------------|---------------|-----------------|---|---|-----------------|---|-----------------|
| | | Predicted ADF | Meets Criteria* | % of area above 300 Lux (recommendation >50%) | % of area above 100 Lux (recommendation >95%) | Meets Criteria* | % of area above target Lux* (recommendation >50%) | Meets Criteria* |
| B08_08F_001 | Bedroom 1 | 6.57% | Yes | 100% | 100% | Yes | 100% | Yes |
| B08_08F_001 | Bedroom 2 | 4.86% | Yes | 100% | 100% | Yes | 100% | Yes |
| B08_08F_001 | LKD | 5.08% | Yes | 87% | 100% | Yes | 100% | Yes |
| B08_08F_002 | Bedroom 1 | 5.61% | Yes | 100% | 100% | Yes | 100% | Yes |
| B08_08F_002 | Bedroom 2 | 5.91% | Yes | 100% | 100% | Yes | 100% | Yes |
| B08_08F_002 | LKD | 2.66% | Yes | 65% | 100% | Yes | 100% | Yes |
| B08_08F_003 | Bedroom 1 | 3.85% | Yes | 100% | 100% | Yes | 100% | Yes |
| B08_08F_003 | LKD | 4.80% | Yes | 80% | 100% | Yes | 99% | Yes |
| B08_08F_004 | Bedroom 1 | 3.77% | Yes | 96% | 100% | Yes | 100% | Yes |
| B08_08F_004 | Bedroom 2 | 5.30% | Yes | 100% | 100% | Yes | 100% | Yes |
| B08_08F_004 | LKD | 3.70% | Yes | 87% | 100% | Yes | 100% | Yes |

*For information regarding the criteria under the various guidelines please refer to section 3.0 on page 12.



Figure 7.185: Floor plan of assessed building (L), Keyplan highlighting the assessed building (R).

7.3.83 Ground Floor, Block 09

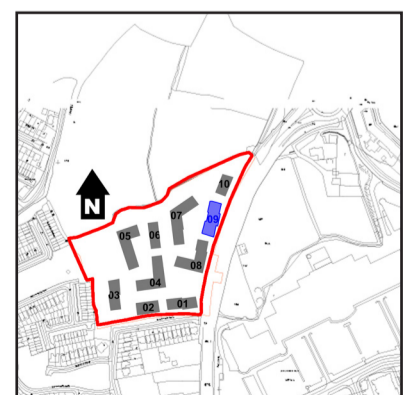
Table No. 7.186: Alternative Daylight Standards Results Ground Floor, Block 09

| Unit Number | Room Description | BS 8206-2 | | EN 17037 | | | BS_EN 17037 | |
|-------------|------------------|---------------|-----------------|---|---|-----------------|---|-----------------|
| | | Predicted ADF | Meets Criteria* | % of area above 300 Lux (recommendation >50%) | % of area above 100 Lux (recommendation >95%) | Meets Criteria* | % of area above target Lux* (recommendation >50%) | Meets Criteria* |
| B09_OGF_001 | Bedroom 1 | 5.72% | Yes | 100% | 100% | Yes | 100% | Yes |
| B09_OGF_001 | Bedroom 2 | 2.45% | Yes | 67% | 100% | Yes | 100% | Yes |
| B09_OGF_001 | Bedroom 3 | 5.74% | Yes | 100% | 100% | Yes | 100% | Yes |
| B09_OGF_001 | LKD | 3.73% | Yes | 83% | 100% | Yes | 99% | Yes |
| B09_OGF_002 | Bedroom 1 | 4.63% | Yes | 100% | 100% | Yes | 100% | Yes |
| B09_OGF_002 | Bedroom 2 | 4.65% | Yes | 100% | 100% | Yes | 100% | Yes |
| B09_OGF_002 | LKD | 2.12% | Yes | 49% | 100% | No | 83% | Yes |
| B09_OGF_003 | Bedroom 1 | 5.20% | Yes | 100% | 100% | Yes | 100% | Yes |
| B09_OGF_003 | Bedroom 2 | 4.70% | Yes | 100% | 100% | Yes | 100% | Yes |
| B09_OGF_003 | LKD | 1.49% | No | 13% | 99% | No | 64% | Yes |
| B09_OGF_004 | Bedroom 1 | 4.43% | Yes | 100% | 100% | Yes | 100% | Yes |
| B09_OGF_004 | Bedroom 2 | 1.79% | Yes | 27% | 100% | No | 78% | Yes |
| B09_OGF_004 | Bedroom 3 | 5.47% | Yes | 100% | 100% | Yes | 100% | Yes |
| B09_OGF_004 | LKD | 0.91% | No | 4% | 57% | No | 17% | No |
| B09_OGF_005 | Bedroom 1 | 4.49% | Yes | 100% | 100% | Yes | 100% | Yes |
| B09_OGF_005 | Bedroom 2 | 4.61% | Yes | 100% | 100% | Yes | 100% | Yes |
| B09_OGF_005 | LKD | 1.38% | No | 12% | 100% | No | 41% | No |
| B09_OGF_006 | Bedroom 1 | 4.40% | Yes | 100% | 100% | Yes | 100% | Yes |
| B09_OGF_006 | Bedroom 2 | 1.67% | Yes | 17% | 100% | No | 75% | Yes |
| B09_OGF_006 | Bedroom 3 | 5.45% | Yes | 100% | 100% | Yes | 100% | Yes |
| B09_OGF_006 | LKD | 1.79% | No | 34% | 100% | No | 67% | Yes |

*For information regarding the criteria under the various guidelines please refer to section 3.0 on page 12.



Figure 7.186: Floor plan of assessed building (L), Keyplan highlighting the assessed building (R).



7.3.84 First Floor, Block 09

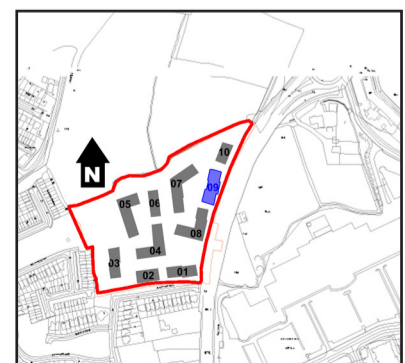
Table No. 7.187: Alternative Daylight Standards Results First Floor, Block 09

| Unit Number | Room Description | BS 8206-2 | | EN 17037 | | | BS_EN 17037 | |
|-------------|------------------|---------------|-----------------|---|---|-----------------|---|-----------------|
| | | Predicted ADF | Meets Criteria* | % of area above 300 Lux (recommendation >50%) | % of area above 100 Lux (recommendation >95%) | Meets Criteria* | % of area above target Lux* (recommendation >50%) | Meets Criteria* |
| B09_01F_001 | Bedroom 1 | 4.72% | Yes | 100% | 100% | Yes | 100% | Yes |
| B09_01F_001 | Bedroom 2 | 3.63% | Yes | 83% | 100% | Yes | 100% | Yes |
| B09_01F_001 | LKD | 3.36% | Yes | 82% | 100% | Yes | 93% | Yes |
| B09_01F_002 | Bedroom 1 | 3.94% | Yes | 98% | 100% | Yes | 100% | Yes |
| B09_01F_002 | Bedroom 2 | 3.79% | Yes | 85% | 100% | Yes | 100% | Yes |
| B09_01F_002 | LKD | 1.34% | No | 10% | 100% | No | 41% | No |
| B09_01F_003 | Bedroom 1 | 4.65% | Yes | 100% | 100% | Yes | 100% | Yes |
| B09_01F_003 | Bedroom 2 | 3.88% | Yes | 85% | 100% | Yes | 100% | Yes |
| B09_01F_003 | LKD | 1.02% | No | 0% | 92% | No | 17% | No |
| B09_01F_004 | Bedroom 1 | 4.23% | Yes | 100% | 100% | Yes | 100% | Yes |
| B09_01F_004 | Bedroom 2 | 3.59% | Yes | 86% | 100% | Yes | 100% | Yes |
| B09_01F_004 | LKD | 0.75% | No | 0% | 44% | No | 10% | No |
| B09_01F_005 | Bedroom 1 | 4.01% | Yes | 98% | 100% | Yes | 100% | Yes |
| B09_01F_005 | Bedroom 2 | 3.82% | Yes | 82% | 100% | Yes | 100% | Yes |
| B09_01F_005 | LKD | 1.32% | No | 9% | 100% | No | 40% | No |
| B09_01F_006 | Bedroom 1 | 3.60% | Yes | 79% | 100% | Yes | 100% | Yes |
| B09_01F_006 | Bedroom 2 | 3.58% | Yes | 84% | 100% | Yes | 100% | Yes |
| B09_01F_006 | LKD | 1.70% | No | 32% | 95% | No | 66% | Yes |
| B09_01F_007 | Bedroom 1 | 1.09% | Yes | 0% | 100% | No | 19% | No |
| B09_01F_007 | LKD | 3.10% | Yes | 46% | 100% | No | 75% | Yes |
| B09_01F_008 | Bedroom 1 | 1.07% | Yes | 0% | 100% | No | 21% | No |
| B09_01F_008 | LKD | 2.83% | Yes | 42% | 100% | No | 74% | Yes |
| B09_01F_009 | Bedroom 1 | 1.51% | Yes | 14% | 100% | No | 59% | Yes |
| B09_01F_009 | LKD | 3.13% | Yes | 56% | 100% | Yes | 81% | Yes |

*For information regarding the criteria under the various guidelines please refer to section 3.0 on page 12.



Figure 7.187: Floor plan of assessed building (L), Keyplan highlighting the assessed building (R).



7.3.85 Second Floor, Block 09

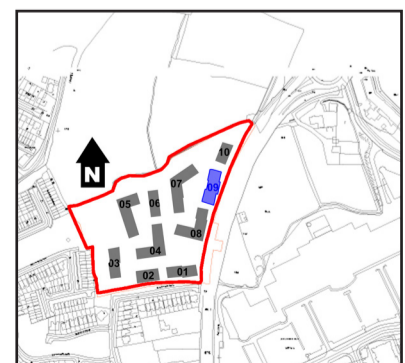
Table No. 7.188: Alternative Daylight Standards Results Second Floor, Block 09

| Unit Number | Room Description | BS 8206-2 | | EN 17037 | | | BS_EN 17037 | |
|-------------|------------------|---------------|-----------------|---|---|-----------------|---|-----------------|
| | | Predicted ADF | Meets Criteria* | % of area above 300 Lux (recommendation >50%) | % of area above 100 Lux (recommendation >95%) | Meets Criteria* | % of area above target Lux* (recommendation >50%) | Meets Criteria* |
| B09_02F_001 | Bedroom 1 | 4.71% | Yes | 100% | 100% | Yes | 100% | Yes |
| B09_02F_001 | Bedroom 2 | 3.54% | Yes | 88% | 100% | Yes | 100% | Yes |
| B09_02F_001 | LKD | 3.44% | Yes | 82% | 100% | Yes | 93% | Yes |
| B09_02F_002 | Bedroom 1 | 3.75% | Yes | 98% | 100% | Yes | 100% | Yes |
| B09_02F_002 | Bedroom 2 | 3.65% | Yes | 83% | 100% | Yes | 100% | Yes |
| B09_02F_002 | LKD | 1.36% | No | 15% | 100% | No | 42% | No |
| B09_02F_003 | Bedroom 1 | 4.43% | Yes | 100% | 100% | Yes | 100% | Yes |
| B09_02F_003 | Bedroom 2 | 3.74% | Yes | 88% | 100% | Yes | 100% | Yes |
| B09_02F_003 | LKD | 1.06% | No | 4% | 89% | No | 21% | No |
| B09_02F_004 | Bedroom 1 | 3.48% | Yes | 80% | 100% | Yes | 100% | Yes |
| B09_02F_004 | Bedroom 2 | 3.50% | Yes | 88% | 100% | Yes | 100% | Yes |
| B09_02F_004 | LKD | 0.76% | No | 1% | 44% | No | 12% | No |
| B09_02F_005 | Bedroom 1 | 3.88% | Yes | 98% | 100% | Yes | 100% | Yes |
| B09_02F_005 | Bedroom 2 | 3.70% | Yes | 83% | 100% | Yes | 100% | Yes |
| B09_02F_005 | LKD | 1.39% | No | 14% | 100% | No | 42% | No |
| B09_02F_006 | Bedroom 1 | 3.46% | Yes | 80% | 100% | Yes | 100% | Yes |
| B09_02F_006 | Bedroom 2 | 3.51% | Yes | 88% | 100% | Yes | 100% | Yes |
| B09_02F_006 | LKD | 1.70% | No | 33% | 91% | No | 62% | Yes |
| B09_02F_007 | Bedroom 1 | 1.17% | Yes | 4% | 100% | No | 25% | No |
| B09_02F_007 | LKD | 3.31% | Yes | 48% | 100% | No | 76% | Yes |
| B09_02F_008 | Bedroom 1 | 1.16% | Yes | 0% | 100% | No | 29% | No |
| B09_02F_008 | LKD | 3.07% | Yes | 45% | 100% | No | 73% | Yes |
| B09_02F_009 | Bedroom 1 | 1.51% | Yes | 17% | 100% | No | 59% | Yes |
| B09_02F_009 | LKD | 3.29% | Yes | 56% | 100% | Yes | 81% | Yes |

*For information regarding the criteria under the various guidelines please refer to section 3.0 on page 12.



Figure 7.188: Floor plan of assessed building (L), Keyplan highlighting the assessed building (R).



7.3.86 Third Floor, Block 09

Table No. 7.189: Alternative Daylight Standards Results Third Floor, Block 09

| Unit Number | Room Description | BS 8206-2 | | EN 17037 | | | BS_EN 17037 | |
|-------------|------------------|---------------|-----------------|---|---|-----------------|---|-----------------|
| | | Predicted ADF | Meets Criteria* | % of area above 300 Lux (recommendation >50%) | % of area above 100 Lux (recommendation >95%) | Meets Criteria* | % of area above target Lux* (recommendation >50%) | Meets Criteria* |
| B09_03F_001 | Bedroom 1 | 4.85% | Yes | 100% | 100% | Yes | 100% | Yes |
| B09_03F_001 | Bedroom 2 | 3.58% | Yes | 94% | 100% | Yes | 100% | Yes |
| B09_03F_001 | LKD | 3.56% | Yes | 83% | 100% | Yes | 94% | Yes |
| B09_03F_002 | Bedroom 1 | 3.80% | Yes | 100% | 100% | Yes | 100% | Yes |
| B09_03F_002 | Bedroom 2 | 3.70% | Yes | 87% | 100% | Yes | 100% | Yes |
| B09_03F_002 | LKD | 1.42% | No | 18% | 100% | No | 44% | No |
| B09_03F_003 | Bedroom 1 | 4.47% | Yes | 100% | 100% | Yes | 100% | Yes |
| B09_03F_003 | Bedroom 2 | 3.79% | Yes | 90% | 100% | Yes | 100% | Yes |
| B09_03F_003 | LKD | 1.13% | No | 7% | 86% | No | 27% | No |
| B09_03F_004 | Bedroom 1 | 3.51% | Yes | 83% | 100% | Yes | 100% | Yes |
| B09_03F_004 | Bedroom 2 | 3.54% | Yes | 91% | 100% | Yes | 100% | Yes |
| B09_03F_004 | LKD | 0.81% | No | 5% | 44% | No | 17% | No |
| B09_03F_005 | Bedroom 1 | 3.92% | Yes | 100% | 100% | Yes | 100% | Yes |
| B09_03F_005 | Bedroom 2 | 3.75% | Yes | 90% | 100% | Yes | 100% | Yes |
| B09_03F_005 | LKD | 1.50% | No | 20% | 100% | No | 46% | No |
| B09_03F_006 | Bedroom 1 | 3.51% | Yes | 83% | 100% | Yes | 100% | Yes |
| B09_03F_006 | Bedroom 2 | 3.56% | Yes | 88% | 100% | Yes | 100% | Yes |
| B09_03F_006 | LKD | 1.80% | No | 36% | 91% | No | 64% | Yes |
| B09_03F_007 | Bedroom 1 | 1.37% | Yes | 14% | 100% | No | 41% | No |
| B09_03F_007 | LKD | 3.57% | Yes | 50% | 100% | No | 76% | Yes |
| B09_03F_008 | Bedroom 1 | 1.31% | Yes | 13% | 100% | No | 39% | No |
| B09_03F_008 | LKD | 3.29% | Yes | 49% | 100% | No | 74% | Yes |
| B09_03F_009 | Bedroom 1 | 1.55% | Yes | 17% | 100% | No | 60% | Yes |
| B09_03F_009 | LKD | 3.46% | Yes | 56% | 100% | Yes | 82% | Yes |

*For information regarding the criteria under the various guidelines please refer to section 3.0 on page 12.

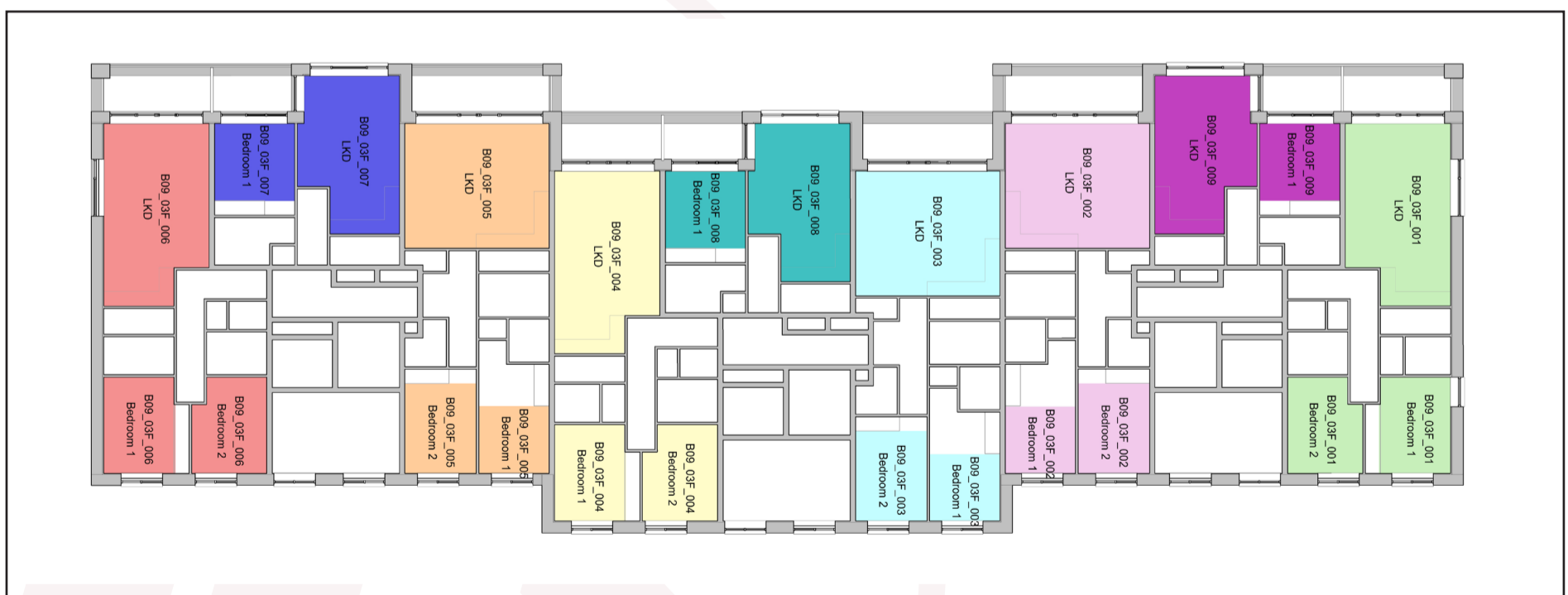
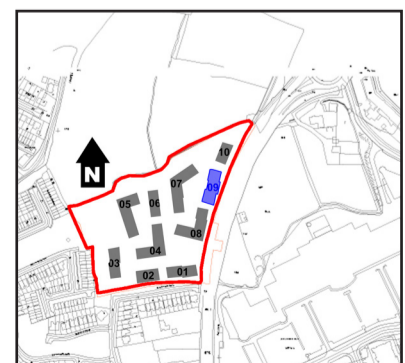


Figure 7.189: Floor plan of assessed building (L), Keyplan highlighting the assessed building (R).



7.3.87 Fourth Floor, Block 09

Table No. 7.190: Alternative Daylight Standards Results Fourth Floor, Block 09

| Unit Number | Room Description | BS 8206-2 | | EN 17037 | | | BS_EN 17037 | |
|-------------|------------------|---------------|-----------------|---|---|-----------------|---|-----------------|
| | | Predicted ADF | Meets Criteria* | % of area above 300 Lux (recommendation >50%) | % of area above 100 Lux (recommendation >95%) | Meets Criteria* | % of area above target Lux* (recommendation >50%) | Meets Criteria* |
| B09_04F_001 | Bedroom 1 | 5.03% | Yes | 100% | 100% | Yes | 100% | Yes |
| B09_04F_001 | Bedroom 2 | 3.60% | Yes | 91% | 100% | Yes | 100% | Yes |
| B09_04F_001 | LKD | 3.75% | Yes | 83% | 100% | Yes | 96% | Yes |
| B09_04F_002 | Bedroom 1 | 3.83% | Yes | 100% | 100% | Yes | 100% | Yes |
| B09_04F_002 | Bedroom 2 | 3.72% | Yes | 88% | 100% | Yes | 100% | Yes |
| B09_04F_002 | LKD | 1.55% | No | 23% | 100% | No | 49% | No |
| B09_04F_003 | Bedroom 1 | 4.50% | Yes | 100% | 100% | Yes | 100% | Yes |
| B09_04F_003 | Bedroom 2 | 3.81% | Yes | 90% | 100% | Yes | 100% | Yes |
| B09_04F_003 | LKD | 1.26% | No | 13% | 95% | No | 34% | No |
| B09_04F_004 | Bedroom 1 | 3.53% | Yes | 85% | 100% | Yes | 100% | Yes |
| B09_04F_004 | Bedroom 2 | 3.56% | Yes | 91% | 100% | Yes | 100% | Yes |
| B09_04F_004 | LKD | 0.90% | No | 8% | 47% | No | 21% | No |
| B09_04F_005 | Bedroom 1 | 3.95% | Yes | 100% | 100% | Yes | 100% | Yes |
| B09_04F_005 | Bedroom 2 | 3.77% | Yes | 87% | 100% | Yes | 100% | Yes |
| B09_04F_005 | LKD | 1.69% | No | 27% | 100% | No | 53% | Yes |
| B09_04F_006 | Bedroom 1 | 3.52% | Yes | 83% | 100% | Yes | 100% | Yes |
| B09_04F_006 | Bedroom 2 | 3.58% | Yes | 88% | 100% | Yes | 100% | Yes |
| B09_04F_006 | LKD | 1.98% | No | 41% | 93% | No | 67% | Yes |
| B09_04F_007 | Bedroom 1 | 1.63% | Yes | 25% | 100% | No | 63% | Yes |
| B09_04F_007 | LKD | 3.84% | Yes | 56% | 100% | Yes | 77% | Yes |
| B09_04F_008 | Bedroom 1 | 1.54% | Yes | 25% | 100% | No | 54% | Yes |
| B09_04F_008 | LKD | 3.53% | Yes | 53% | 100% | Yes | 77% | Yes |
| B09_04F_009 | Bedroom 1 | 1.63% | Yes | 25% | 100% | No | 65% | Yes |
| B09_04F_009 | LKD | 3.68% | Yes | 57% | 100% | Yes | 83% | Yes |

*For information regarding the criteria under the various guidelines please refer to section 3.0 on page 12.

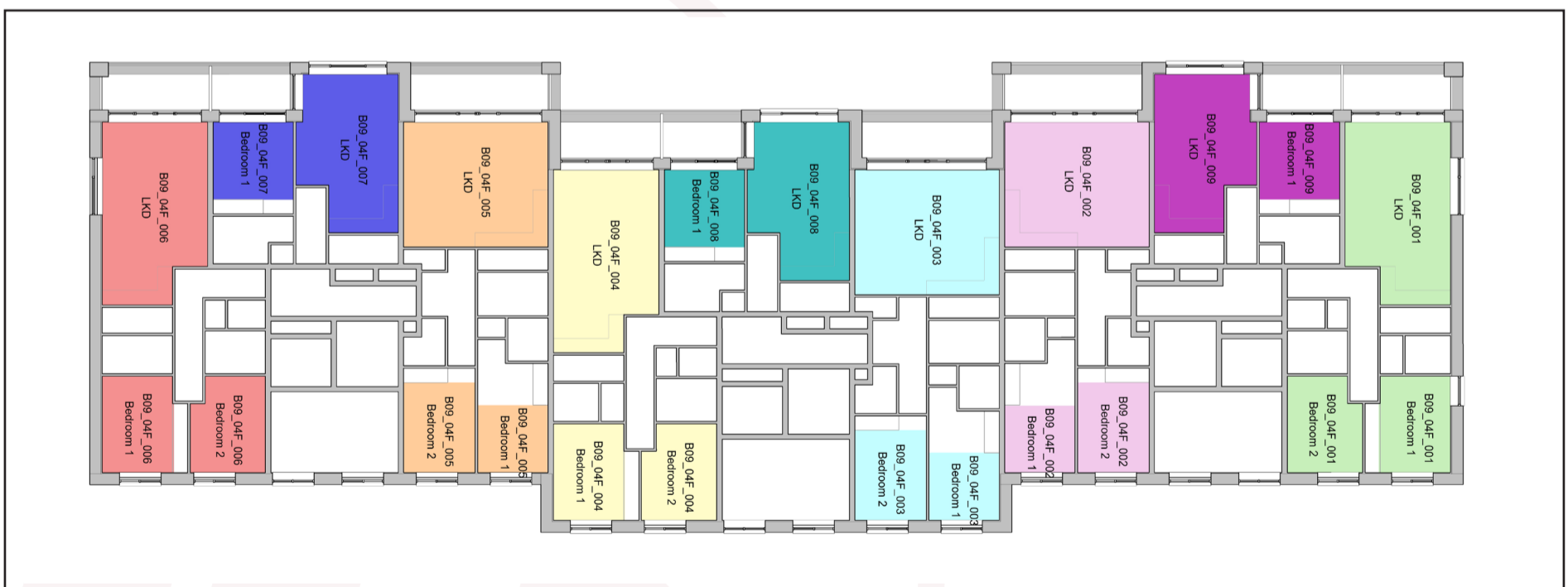
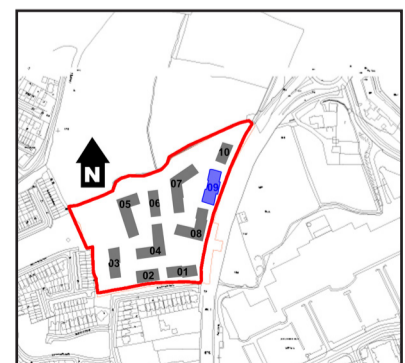


Figure 7.190: Floor plan of assessed building (L), Keyplan highlighting the assessed building (R).



7.3.88 Fifth Floor, Block 09

Table No. 7.191: Alternative Daylight Standards Results Fifth Floor, Block 09

| Unit Number | Room Description | BS 8206-2 | | EN 17037 | | | BS_EN 17037 | |
|-------------|------------------|---------------|-----------------|---|---|-----------------|---|-----------------|
| | | Predicted ADF | Meets Criteria* | % of area above 300 Lux (recommendation >50%) | % of area above 100 Lux (recommendation >95%) | Meets Criteria* | % of area above target Lux* (recommendation >50%) | Meets Criteria* |
| B09_05F_001 | Bedroom 1 | 5.28% | Yes | 100% | 100% | Yes | 100% | Yes |
| B09_05F_001 | Bedroom 2 | 3.61% | Yes | 94% | 100% | Yes | 100% | Yes |
| B09_05F_001 | LKD | 4.06% | Yes | 85% | 100% | Yes | 97% | Yes |
| B09_05F_002 | Bedroom 1 | 3.85% | Yes | 100% | 100% | Yes | 100% | Yes |
| B09_05F_002 | Bedroom 2 | 3.75% | Yes | 88% | 100% | Yes | 100% | Yes |
| B09_05F_002 | LKD | 1.75% | No | 30% | 100% | No | 56% | Yes |
| B09_05F_003 | Bedroom 1 | 4.52% | Yes | 100% | 100% | Yes | 100% | Yes |
| B09_05F_003 | Bedroom 2 | 3.82% | Yes | 90% | 100% | Yes | 100% | Yes |
| B09_05F_003 | LKD | 1.45% | No | 20% | 100% | No | 45% | No |
| B09_05F_004 | Bedroom 1 | 3.54% | Yes | 85% | 100% | Yes | 100% | Yes |
| B09_05F_004 | Bedroom 2 | 3.58% | Yes | 90% | 100% | Yes | 100% | Yes |
| B09_05F_004 | LKD | 1.04% | No | 12% | 54% | No | 28% | No |
| B09_05F_005 | Bedroom 1 | 3.96% | Yes | 100% | 100% | Yes | 100% | Yes |
| B09_05F_005 | Bedroom 2 | 3.79% | Yes | 90% | 100% | Yes | 100% | Yes |
| B09_05F_005 | LKD | 1.94% | No | 36% | 100% | No | 65% | Yes |
| B09_05F_006 | Bedroom 1 | 3.52% | Yes | 83% | 100% | Yes | 100% | Yes |
| B09_05F_006 | Bedroom 2 | 3.58% | Yes | 90% | 100% | Yes | 100% | Yes |
| B09_05F_006 | LKD | 2.23% | Yes | 48% | 98% | No | 72% | Yes |
| B09_05F_007 | Bedroom 1 | 1.91% | Yes | 38% | 100% | No | 79% | Yes |
| B09_05F_007 | LKD | 4.12% | Yes | 61% | 100% | Yes | 81% | Yes |
| B09_05F_008 | Bedroom 1 | 1.77% | Yes | 34% | 100% | No | 71% | Yes |
| B09_05F_008 | LKD | 3.78% | Yes | 58% | 100% | Yes | 79% | Yes |
| B09_05F_009 | Bedroom 1 | 1.79% | Yes | 33% | 100% | No | 73% | Yes |
| B09_05F_009 | LKD | 3.93% | Yes | 62% | 100% | Yes | 85% | Yes |

*For information regarding the criteria under the various guidelines please refer to section 3.0 on page 12.

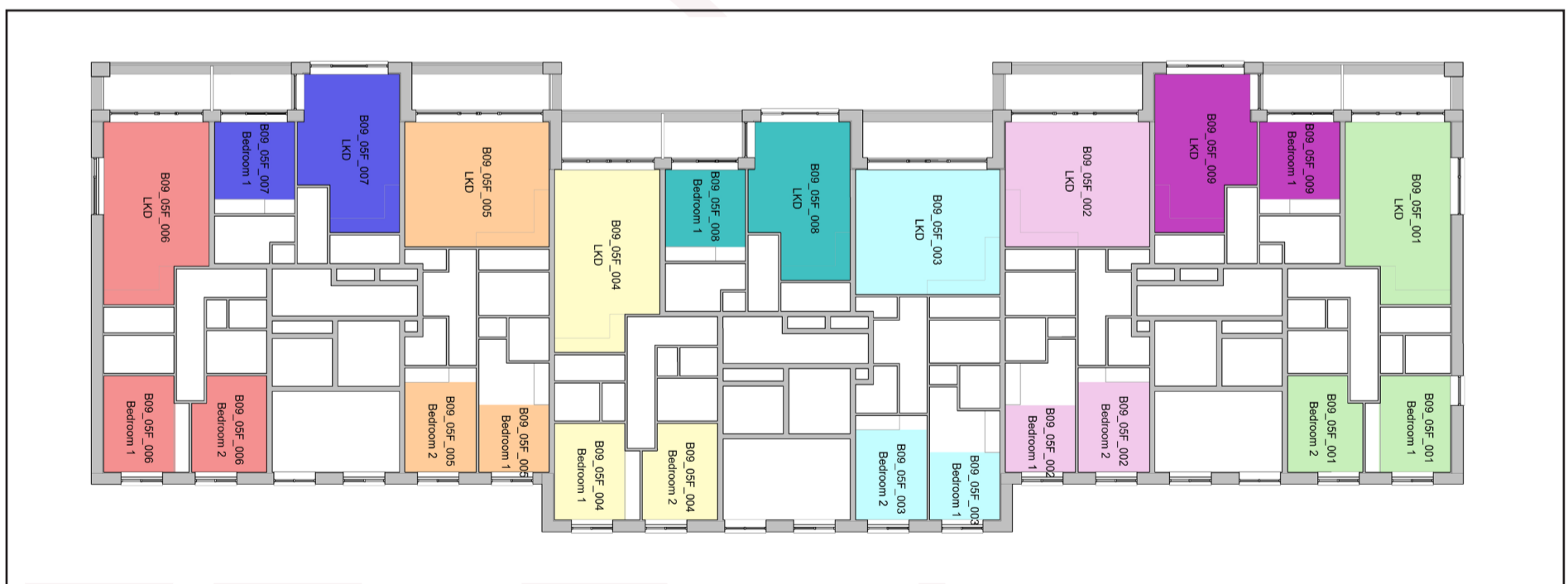
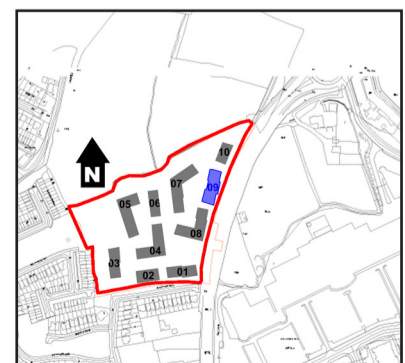


Figure 7.191: Floor plan of assessed building (L), Keyplan highlighting the assessed building (R).



7.3.89 Sixth Floor, Block 09

Table No. 7.192: Alternative Daylight Standards Results Sixth Floor, Block 09

| Unit Number | Room Description | BS 8206-2 | | EN 17037 | | | BS_EN 17037 | |
|-------------|------------------|---------------|-----------------|---|---|-----------------|---|-----------------|
| | | Predicted ADF | Meets Criteria* | % of area above 300 Lux (recommendation >50%) | % of area above 100 Lux (recommendation >95%) | Meets Criteria* | % of area above target Lux* (recommendation >50%) | Meets Criteria* |
| B09_06F_001 | Bedroom 1 | 5.56% | Yes | 100% | 100% | Yes | 100% | Yes |
| B09_06F_001 | Bedroom 2 | 3.62% | Yes | 94% | 100% | Yes | 100% | Yes |
| B09_06F_001 | LKD | 4.46% | Yes | 86% | 100% | Yes | 98% | Yes |
| B09_06F_002 | Bedroom 1 | 3.86% | Yes | 100% | 100% | Yes | 100% | Yes |
| B09_06F_002 | Bedroom 2 | 3.75% | Yes | 90% | 100% | Yes | 100% | Yes |
| B09_06F_002 | LKD | 2.02% | Yes | 39% | 100% | No | 69% | Yes |
| B09_06F_003 | Bedroom 1 | 4.53% | Yes | 100% | 100% | Yes | 100% | Yes |
| B09_06F_003 | Bedroom 2 | 3.83% | Yes | 90% | 100% | Yes | 100% | Yes |
| B09_06F_003 | LKD | 1.68% | No | 28% | 100% | No | 55% | Yes |
| B09_06F_004 | Bedroom 1 | 3.54% | Yes | 86% | 100% | Yes | 100% | Yes |
| B09_06F_004 | Bedroom 2 | 3.58% | Yes | 90% | 100% | Yes | 100% | Yes |
| B09_06F_004 | LKD | 1.19% | No | 17% | 63% | No | 34% | No |
| B09_06F_005 | Bedroom 1 | 3.98% | Yes | 100% | 100% | Yes | 100% | Yes |
| B09_06F_005 | Bedroom 2 | 3.79% | Yes | 90% | 100% | Yes | 100% | Yes |
| B09_06F_005 | LKD | 2.21% | Yes | 45% | 100% | No | 80% | Yes |
| B09_06F_006 | Bedroom 1 | 3.52% | Yes | 82% | 100% | Yes | 100% | Yes |
| B09_06F_006 | Bedroom 2 | 3.57% | Yes | 90% | 100% | Yes | 100% | Yes |
| B09_06F_006 | LKD | 2.57% | Yes | 56% | 100% | Yes | 83% | Yes |
| B09_06F_007 | Bedroom 1 | 2.15% | Yes | 50% | 100% | Yes | 100% | Yes |
| B09_06F_007 | LKD | 4.37% | Yes | 68% | 100% | Yes | 86% | Yes |
| B09_06F_008 | Bedroom 1 | 2.02% | Yes | 43% | 100% | No | 89% | Yes |
| B09_06F_008 | LKD | 4.04% | Yes | 64% | 100% | Yes | 82% | Yes |
| B09_06F_009 | Bedroom 1 | 2.05% | Yes | 44% | 100% | No | 89% | Yes |
| B09_06F_009 | LKD | 4.20% | Yes | 67% | 100% | Yes | 88% | Yes |

*For information regarding the criteria under the various guidelines please refer to section 3.0 on page 12.

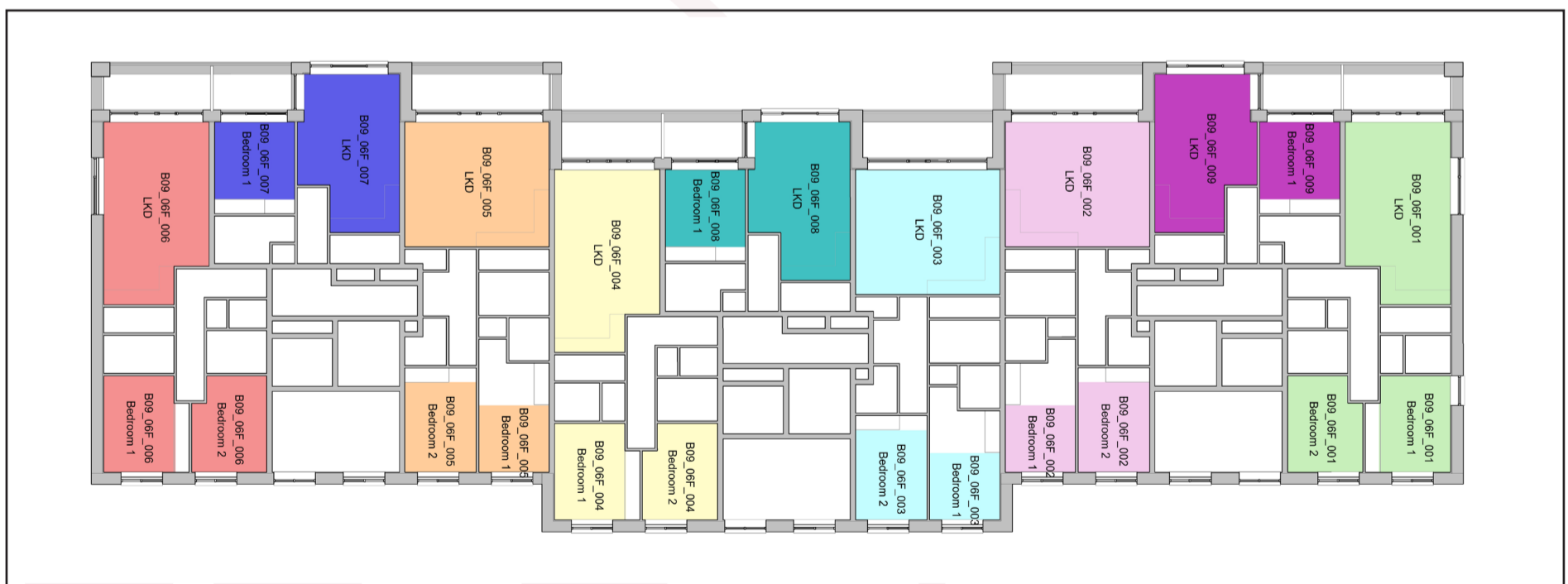
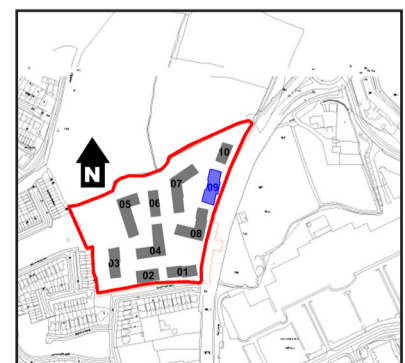


Figure 7.192: Floor plan of assessed building (L), Keyplan highlighting the assessed building (R).



7.3.90 Seventh Floor, Block 09

Table No. 7.193: Alternative Daylight Standards Results Seventh Floor, Block 09

| Unit Number | Room Description | BS 8206-2 | | EN 17037 | | | BS_EN 17037 | |
|-------------|------------------|---------------|-----------------|---|---|-----------------|---|-----------------|
| | | Predicted ADF | Meets Criteria* | % of area above 300 Lux (recommendation >50%) | % of area above 100 Lux (recommendation >95%) | Meets Criteria* | % of area above target Lux* (recommendation >50%) | Meets Criteria* |
| B09_07F_001 | Bedroom 1 | 5.80% | Yes | 100% | 100% | Yes | 100% | Yes |
| B09_07F_001 | Bedroom 2 | 3.62% | Yes | 97% | 100% | Yes | 100% | Yes |
| B09_07F_001 | LKD | 4.84% | Yes | 87% | 100% | Yes | 100% | Yes |
| B09_07F_002 | Bedroom 1 | 3.87% | Yes | 100% | 100% | Yes | 100% | Yes |
| B09_07F_002 | Bedroom 2 | 3.77% | Yes | 90% | 100% | Yes | 100% | Yes |
| B09_07F_002 | LKD | 2.31% | Yes | 48% | 100% | No | 87% | Yes |
| B09_07F_003 | Bedroom 1 | 4.54% | Yes | 100% | 100% | Yes | 100% | Yes |
| B09_07F_003 | Bedroom 2 | 3.83% | Yes | 90% | 100% | Yes | 100% | Yes |
| B09_07F_003 | LKD | 1.90% | No | 34% | 100% | No | 69% | Yes |
| B09_07F_004 | Bedroom 1 | 4.40% | Yes | 100% | 100% | Yes | 100% | Yes |
| B09_07F_004 | Bedroom 2 | 3.58% | Yes | 90% | 100% | Yes | 100% | Yes |
| B09_07F_004 | LKD | 2.51% | Yes | 55% | 100% | Yes | 77% | Yes |
| B09_07F_005 | Bedroom 1 | 4.33% | Yes | 100% | 100% | Yes | 100% | Yes |
| B09_07F_005 | Bedroom 2 | 3.67% | Yes | 92% | 100% | Yes | 100% | Yes |
| B09_07F_005 | Bedroom 3 | 4.96% | Yes | 91% | 100% | Yes | 99% | Yes |
| B09_07F_005 | LKD | 4.13% | Yes | 69% | 100% | Yes | 99% | Yes |
| B09_07F_006 | Bedroom 1 | 2.23% | Yes | 50% | 100% | Yes | 100% | Yes |
| B09_07F_006 | LKD | 4.27% | Yes | 69% | 100% | Yes | 87% | Yes |
| B09_07F_007 | Bedroom 1 | 2.32% | Yes | 56% | 100% | Yes | 100% | Yes |
| B09_07F_007 | LKD | 4.48% | Yes | 75% | 100% | Yes | 94% | Yes |

*For information regarding the criteria under the various guidelines please refer to section 3.0 on page 12.

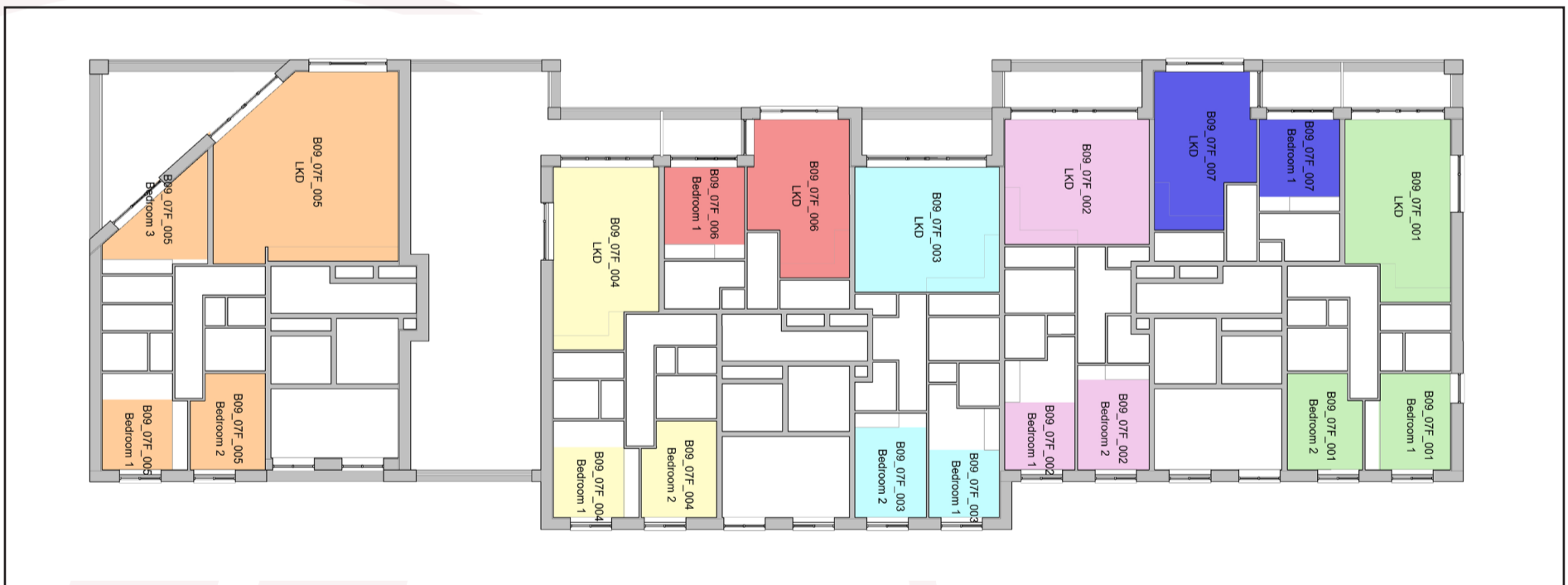
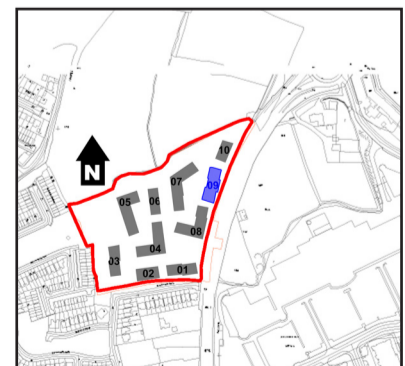


Figure 7.193: Floor plan of assessed building (L), Keyplan highlighting the assessed building (R).



7.3.91 Eighth Floor, Block 09

Table No. 7.194: Alternative Daylight Standards Results Eighth Floor, Block 09

| Unit Number | Room Description | BS 8206-2 | | EN 17037 | | | BS_EN 17037 | |
|-------------|------------------|---------------|-----------------|---|---|-----------------|---|-----------------|
| | | Predicted ADF | Meets Criteria* | % of area above 300 Lux (recommendation >50%) | % of area above 100 Lux (recommendation >95%) | Meets Criteria* | % of area above target Lux* (recommendation >50%) | Meets Criteria* |
| B09_08F_001 | Bedroom 1 | 5.93% | Yes | 100% | 100% | Yes | 100% | Yes |
| B09_08F_001 | Bedroom 2 | 3.63% | Yes | 93% | 100% | Yes | 100% | Yes |
| B09_08F_001 | LKD | 5.10% | Yes | 89% | 100% | Yes | 100% | Yes |
| B09_08F_002 | Bedroom 1 | 3.77% | Yes | 90% | 100% | Yes | 100% | Yes |
| B09_08F_002 | Bedroom 2 | 3.89% | Yes | 98% | 100% | Yes | 100% | Yes |
| B09_08F_002 | LKD | 2.56% | Yes | 60% | 100% | Yes | 100% | Yes |
| B09_08F_003 | Bedroom 1 | 4.80% | Yes | 100% | 100% | Yes | 100% | Yes |
| B09_08F_003 | Bedroom 2 | 4.02% | Yes | 90% | 100% | Yes | 100% | Yes |
| B09_08F_003 | LKD | 2.39% | Yes | 53% | 100% | Yes | 98% | Yes |
| B09_08F_004 | Bedroom 1 | 4.39% | Yes | 100% | 100% | Yes | 100% | Yes |
| B09_08F_004 | LKD | 4.81% | Yes | 76% | 100% | Yes | 99% | Yes |
| B09_08F_005 | Bedroom 1 | 2.51% | Yes | 67% | 100% | Yes | 100% | Yes |
| B09_08F_005 | LKD | 4.69% | Yes | 78% | 100% | Yes | 100% | Yes |

*For information regarding the criteria under the various guidelines please refer to section 3.0 on page 12.

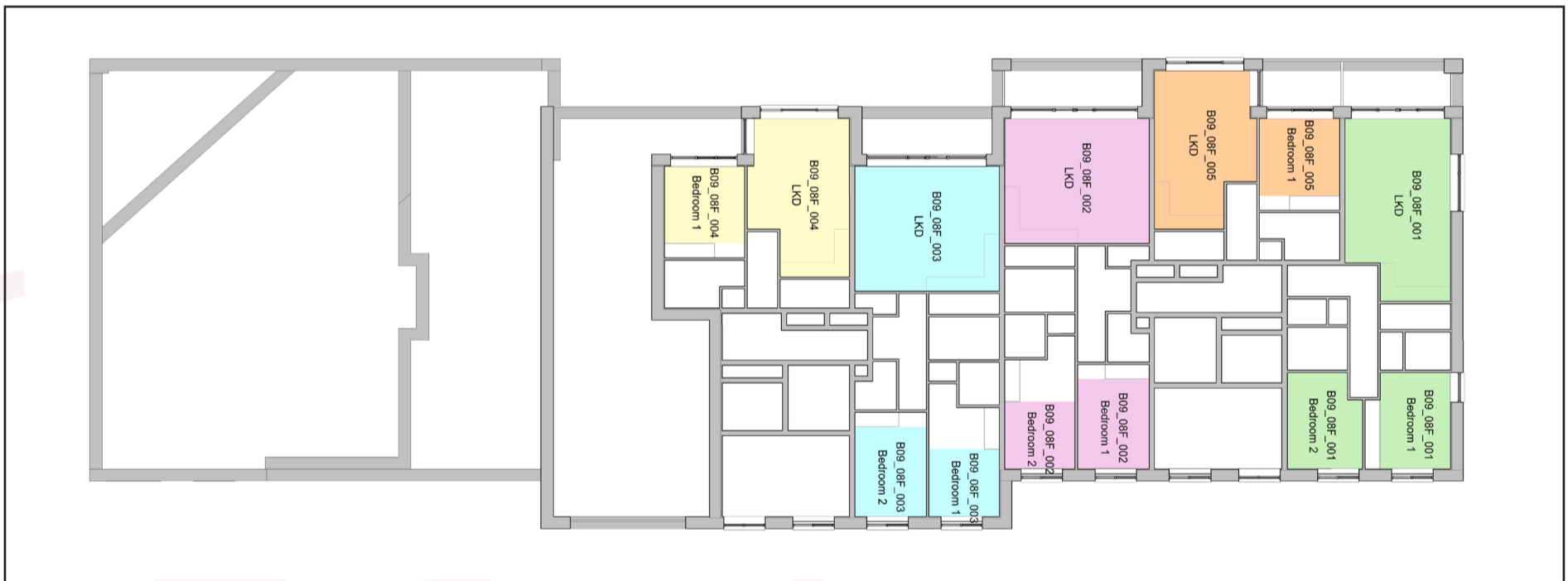
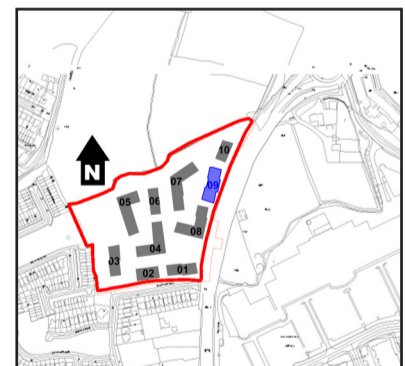


Figure 7.194: Floor plan of assessed building (L), Keyplan highlighting the assessed building (R).



7.3.92 Ninth Floor, Block 09

Table No. 7.195: Alternative Daylight Standards Results Ninth Floor, Block 09

| Unit Number | Room Description | BS 8206-2 | | EN 17037 | | | BS_EN 17037 | |
|-------------|------------------|---------------|-----------------|---|---|-----------------|---|-----------------|
| | | Predicted ADF | Meets Criteria* | % of area above 300 Lux (recommendation >50%) | % of area above 100 Lux (recommendation >95%) | Meets Criteria* | % of area above target Lux* (recommendation >50%) | Meets Criteria* |
| B09_09F_001 | Bedroom 1 | 5.94% | Yes | 100% | 100% | Yes | 100% | Yes |
| B09_09F_001 | Bedroom 2 | 3.57% | Yes | 93% | 100% | Yes | 100% | Yes |
| B09_09F_001 | LKD | 5.52% | Yes | 93% | 100% | Yes | 100% | Yes |
| B09_09F_002 | Bedroom 1 | 3.73% | Yes | 90% | 100% | Yes | 100% | Yes |
| B09_09F_002 | Bedroom 2 | 4.14% | Yes | 100% | 100% | Yes | 100% | Yes |
| B09_09F_002 | LKD | 3.70% | Yes | 98% | 100% | Yes | 100% | Yes |
| B09_09F_003 | Bedroom 1 | 3.21% | Yes | 98% | 100% | Yes | 100% | Yes |
| B09_09F_003 | LKD | 5.17% | Yes | 84% | 100% | Yes | 100% | Yes |

*For information regarding the criteria under the various guidelines please refer to section 3.0 on page 12.

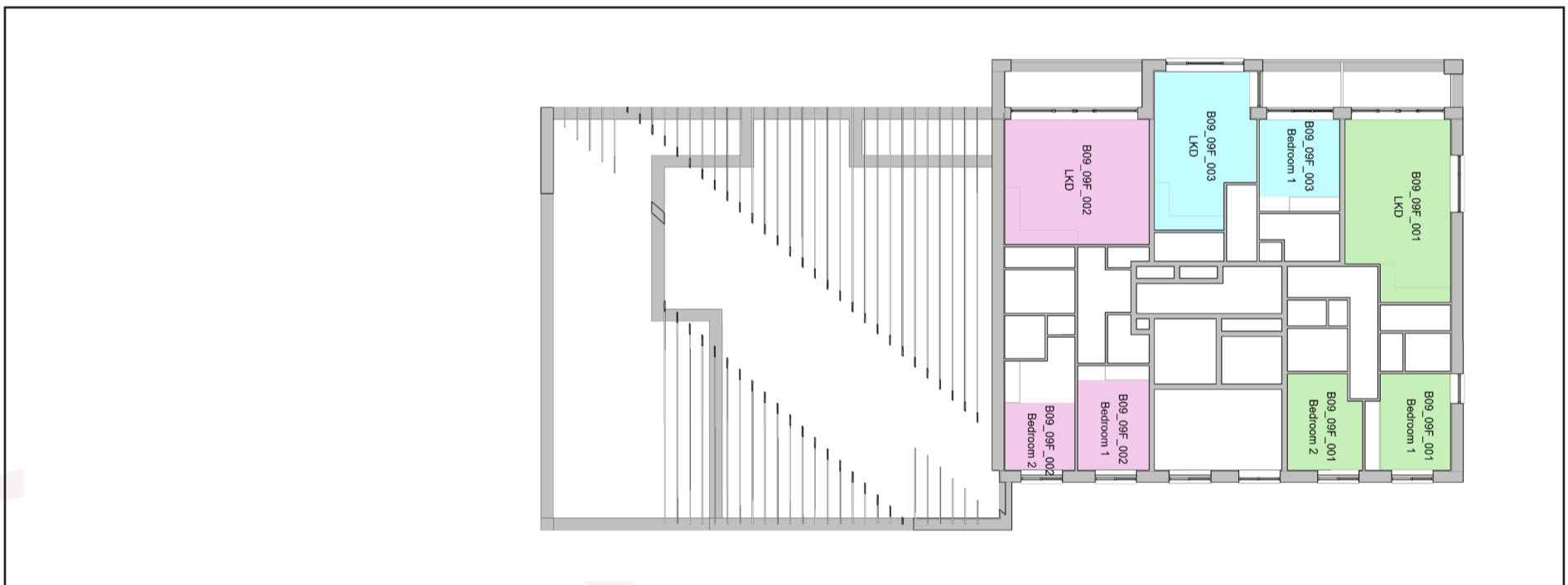
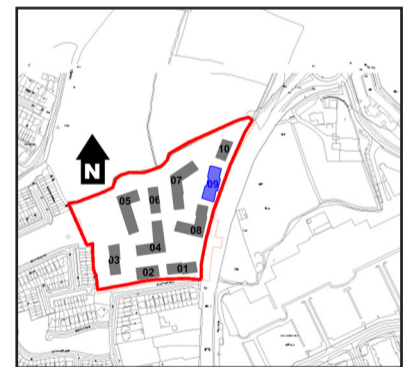


Figure 7.195: Floor plan of assessed building (L), Keyplan highlighting the assessed building (R).



7.3.93 Ground Floor, Block 10

Table No. 7.196: Alternative Daylight Standards Results Ground Floor, Block 10

| Unit Number | Room Description | BS 8206-2 | | EN 17037 | | | BS_EN 17037 | |
|-------------|------------------|---------------|-----------------|---|---|-----------------|---|-----------------|
| | | Predicted ADF | Meets Criteria* | % of area above 300 Lux (recommendation >50%) | % of area above 100 Lux (recommendation >95%) | Meets Criteria* | % of area above target Lux* (recommendation >50%) | Meets Criteria* |
| B10_OGF_001 | Bedroom 1 | 2.48% | Yes | 59% | 100% | Yes | 98% | Yes |
| B10_OGF_001 | Bedroom 2 | 4.94% | Yes | 100% | 100% | Yes | 100% | Yes |
| B10_OGF_001 | Bedroom 3 | 5.62% | Yes | 100% | 100% | Yes | 100% | Yes |
| B10_OGF_001 | LKD | 5.87% | Yes | 100% | 100% | Yes | 100% | Yes |
| B10_OGF_002 | Bedroom 1 | 5.14% | Yes | 100% | 100% | Yes | 100% | Yes |
| B10_OGF_002 | Bedroom 2 | 4.57% | Yes | 100% | 100% | Yes | 100% | Yes |
| B10_OGF_002 | LKD | 4.45% | Yes | 99% | 100% | Yes | 100% | Yes |
| B10_OGF_003 | Bedroom 1 | 2.77% | Yes | 78% | 100% | Yes | 100% | Yes |
| B10_OGF_003 | LKD | 5.81% | Yes | 95% | 100% | Yes | 100% | Yes |
| B10_OGF_004 | Bedroom 1 | 2.35% | Yes | 54% | 100% | Yes | 100% | Yes |
| B10_OGF_004 | Bedroom 2 | 3.08% | Yes | 86% | 100% | Yes | 100% | Yes |
| B10_OGF_004 | LKD | 5.55% | Yes | 96% | 100% | Yes | 100% | Yes |

*For information regarding the criteria under the various guidelines please refer to section 3.0 on page 12.

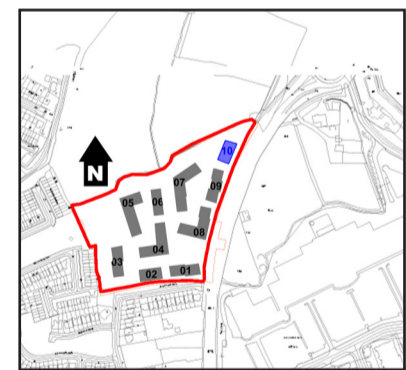
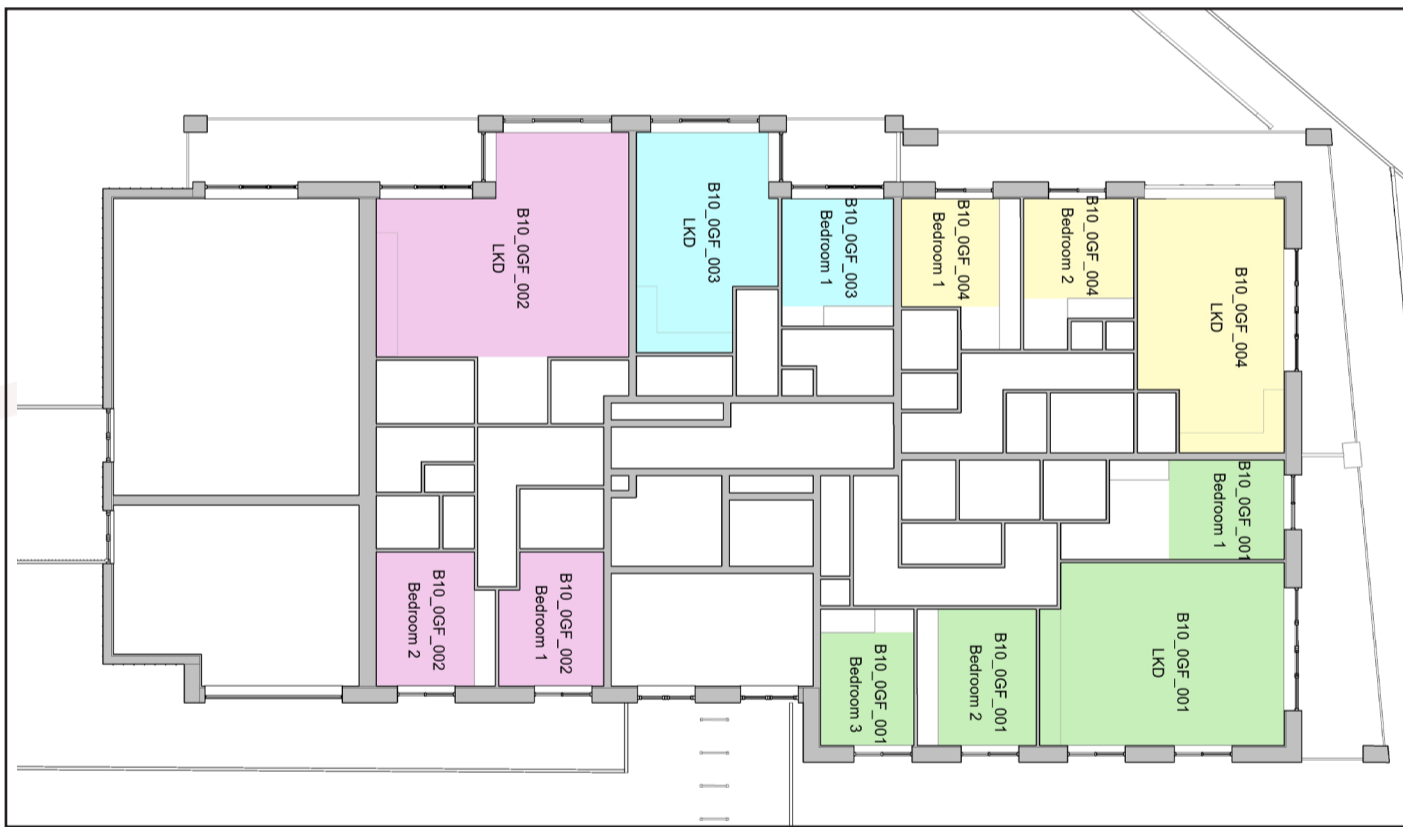


Figure 7.196: Floor plan of assessed building (L), Keyplan highlighting the assessed building (R).

7.3.94 First Floor, Block 10

Table No. 7.197: Alternative Daylight Standards Results First Floor, Block 10

| Unit Number | Room Description | BS 8206-2 | | EN 17037 | | | BS_EN 17037 | |
|-------------|------------------|---------------|-----------------|---|---|-----------------|---|-----------------|
| | | Predicted ADF | Meets Criteria* | % of area above 300 Lux (recommendation >50%) | % of area above 100 Lux (recommendation >95%) | Meets Criteria* | % of area above target Lux* (recommendation >50%) | Meets Criteria* |
| B10_01F_001 | Bedroom 1 | 2.02% | Yes | 41% | 100% | No | 86% | Yes |
| B10_01F_001 | Bedroom 2 | 4.58% | Yes | 100% | 100% | Yes | 100% | Yes |
| B10_01F_001 | Bedroom 3 | 5.23% | Yes | 100% | 100% | Yes | 100% | Yes |
| B10_01F_001 | LKD | 5.01% | Yes | 100% | 100% | Yes | 100% | Yes |
| B10_01F_002 | Bedroom 1 | 4.65% | Yes | 100% | 100% | Yes | 100% | Yes |
| B10_01F_002 | Bedroom 2 | 5.32% | Yes | 100% | 100% | Yes | 100% | Yes |
| B10_01F_002 | LKD | 3.84% | Yes | 100% | 100% | Yes | 100% | Yes |
| B10_01F_003 | Bedroom 1 | 2.45% | Yes | 55% | 100% | Yes | 100% | Yes |
| B10_01F_003 | Bedroom 2 | 2.98% | Yes | 100% | 100% | Yes | 100% | Yes |
| B10_01F_003 | LKD | 3.94% | Yes | 63% | 100% | Yes | 82% | Yes |
| B10_01F_004 | Bedroom 1 | 2.15% | Yes | 51% | 100% | Yes | 100% | Yes |
| B10_01F_004 | LKD | 5.08% | Yes | 81% | 100% | Yes | 100% | Yes |
| B10_01F_005 | Bedroom 1 | 1.91% | Yes | 33% | 100% | No | 92% | Yes |
| B10_01F_005 | Bedroom 2 | 2.50% | Yes | 61% | 100% | Yes | 100% | Yes |
| B10_01F_005 | LKD | 4.84% | Yes | 94% | 100% | Yes | 100% | Yes |

*For information regarding the criteria under the various guidelines please refer to section 3.0 on page 12.

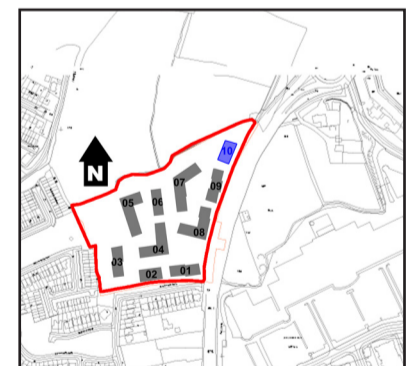
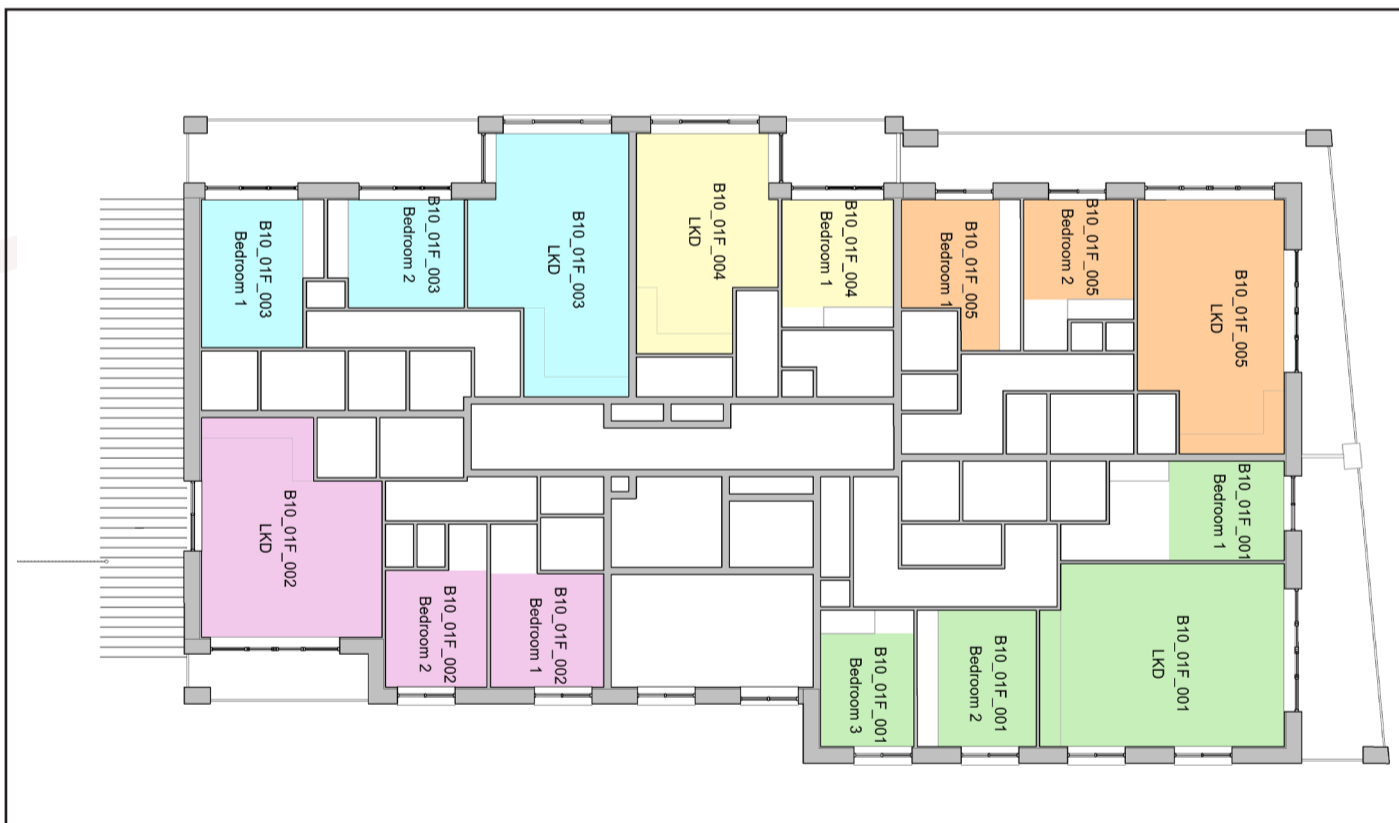


Figure 7.197: Floor plan of assessed building (L), Keyplan highlighting the assessed building (R).

7.3.95 Second Floor, Block 10

Table No. 7.198: Alternative Daylight Standards Results Second Floor, Block 10

| Unit Number | Room Description | BS 8206-2 | | EN 17037 | | | BS_EN 17037 | |
|-------------|------------------|---------------|-----------------|---|---|-----------------|---|-----------------|
| | | Predicted ADF | Meets Criteria* | % of area above 300 Lux (recommendation >50%) | % of area above 100 Lux (recommendation >95%) | Meets Criteria* | % of area above target Lux* (recommendation >50%) | Meets Criteria* |
| B10_02F_001 | Bedroom 1 | 2.04% | Yes | 41% | 100% | No | 88% | Yes |
| B10_02F_001 | Bedroom 2 | 4.72% | Yes | 100% | 100% | Yes | 100% | Yes |
| B10_02F_001 | Bedroom 3 | 5.38% | Yes | 100% | 100% | Yes | 100% | Yes |
| B10_02F_001 | LKD | 5.13% | Yes | 100% | 100% | Yes | 100% | Yes |
| B10_02F_002 | Bedroom 1 | 4.23% | Yes | 95% | 100% | Yes | 100% | Yes |
| B10_02F_002 | Bedroom 2 | 5.26% | Yes | 100% | 100% | Yes | 100% | Yes |
| B10_02F_002 | LKD | 3.98% | Yes | 100% | 100% | Yes | 100% | Yes |
| B10_02F_003 | Bedroom 1 | 2.52% | Yes | 58% | 100% | Yes | 100% | Yes |
| B10_02F_003 | Bedroom 2 | 3.08% | Yes | 100% | 100% | Yes | 100% | Yes |
| B10_02F_003 | LKD | 4.21% | Yes | 67% | 100% | Yes | 84% | Yes |
| B10_02F_004 | Bedroom 1 | 2.21% | Yes | 56% | 100% | Yes | 100% | Yes |
| B10_02F_004 | LKD | 5.18% | Yes | 82% | 100% | Yes | 100% | Yes |
| B10_02F_005 | Bedroom 1 | 1.98% | Yes | 35% | 100% | No | 94% | Yes |
| B10_02F_005 | Bedroom 2 | 2.58% | Yes | 68% | 100% | Yes | 100% | Yes |
| B10_02F_005 | LKD | 4.96% | Yes | 95% | 100% | Yes | 100% | Yes |

*For information regarding the criteria under the various guidelines please refer to section 3.0 on page 12.

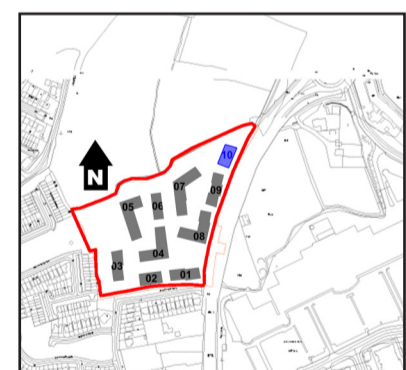
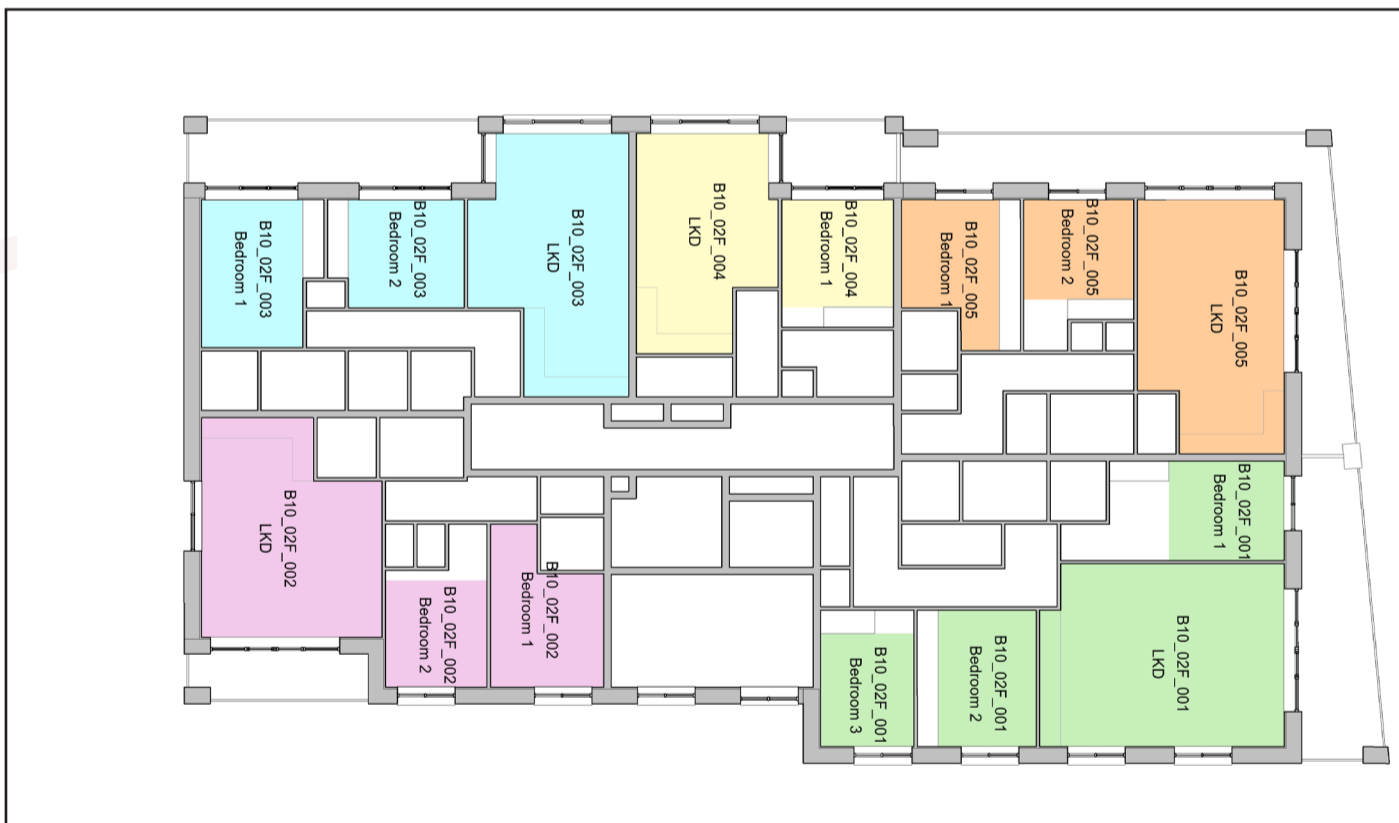


Figure 7.198: Floor plan of assessed building (L), Keyplan highlighting the assessed building (R).

7.3.96 Third Floor, Block 10

Table No. 7.199: Alternative Daylight Standards Results Third Floor, Block 10

| Unit Number | Room Description | BS 8206-2 | | EN 17037 | | | BS_EN 17037 | |
|-------------|------------------|---------------|-----------------|---|---|-----------------|---|-----------------|
| | | Predicted ADF | Meets Criteria* | % of area above 300 Lux (recommendation >50%) | % of area above 100 Lux (recommendation >95%) | Meets Criteria* | % of area above target Lux* (recommendation >50%) | Meets Criteria* |
| B10_03F_001 | Bedroom 1 | 1.86% | Yes | 32% | 100% | No | 84% | Yes |
| B10_03F_001 | Bedroom 2 | 4.79% | Yes | 100% | 100% | Yes | 100% | Yes |
| B10_03F_001 | Bedroom 3 | 5.47% | Yes | 100% | 100% | Yes | 100% | Yes |
| B10_03F_001 | LKD | 5.20% | Yes | 100% | 100% | Yes | 100% | Yes |
| B10_03F_002 | Bedroom 1 | 4.33% | Yes | 95% | 100% | Yes | 100% | Yes |
| B10_03F_002 | Bedroom 2 | 5.40% | Yes | 100% | 100% | Yes | 100% | Yes |
| B10_03F_002 | LKD | 3.83% | Yes | 100% | 100% | Yes | 100% | Yes |
| B10_03F_003 | Bedroom 1 | 2.52% | Yes | 54% | 100% | Yes | 100% | Yes |
| B10_03F_003 | Bedroom 2 | 3.05% | Yes | 100% | 100% | Yes | 100% | Yes |
| B10_03F_003 | LKD | 4.05% | Yes | 67% | 100% | Yes | 84% | Yes |
| B10_03F_004 | Bedroom 1 | 2.25% | Yes | 56% | 100% | Yes | 100% | Yes |
| B10_03F_004 | LKD | 5.21% | Yes | 82% | 100% | Yes | 100% | Yes |
| B10_03F_005 | Bedroom 1 | 2.03% | Yes | 40% | 100% | No | 96% | Yes |
| B10_03F_005 | Bedroom 2 | 2.61% | Yes | 71% | 100% | Yes | 100% | Yes |
| B10_03F_005 | LKD | 4.96% | Yes | 100% | 100% | Yes | 100% | Yes |

*For information regarding the criteria under the various guidelines please refer to section 3.0 on page 12.

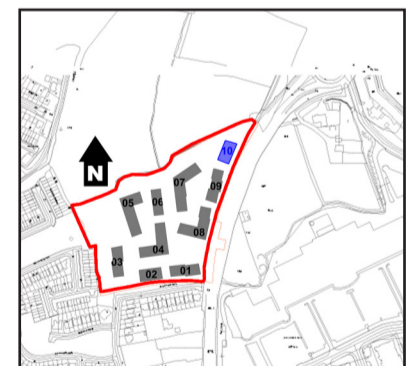
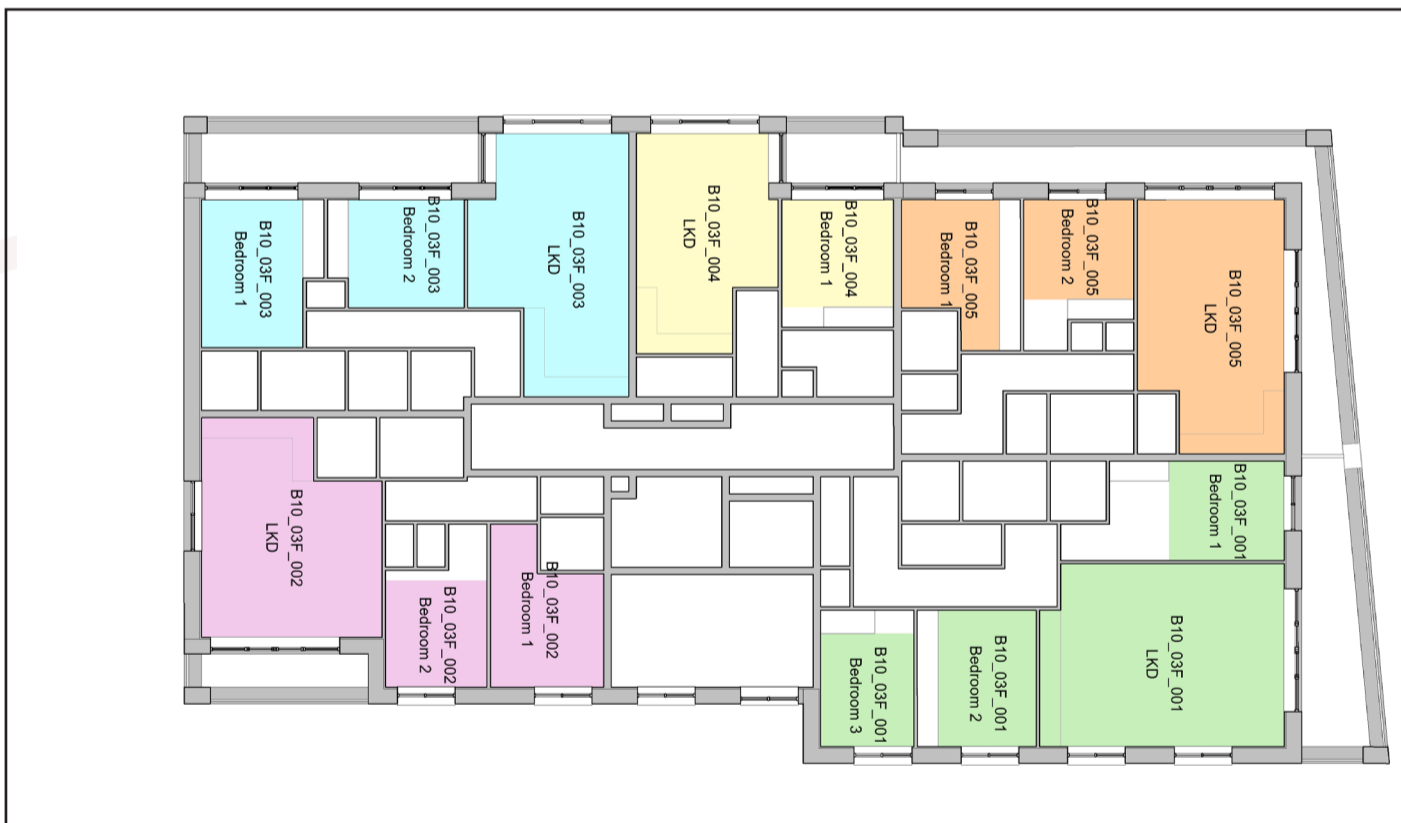


Figure 7.199: Floor plan of assessed building (L), Keyplan highlighting the assessed building (R).

7.3.97 Fourth Floor, Block 10

Table No. 7.200: Alternative Daylight Standards Results Fourth Floor, Block 10

| Unit Number | Room Description | BS 8206-2 | | EN 17037 | | | BS_EN 17037 | |
|-------------|------------------|---------------|-----------------|---|---|-----------------|---|-----------------|
| | | Predicted ADF | Meets Criteria* | % of area above 300 Lux (recommendation >50%) | % of area above 100 Lux (recommendation >95%) | Meets Criteria* | % of area above target Lux* (recommendation >50%) | Meets Criteria* |
| B10_04F_001 | Bedroom 1 | 1.87% | Yes | 32% | 100% | No | 88% | Yes |
| B10_04F_001 | Bedroom 2 | 4.85% | Yes | 100% | 100% | Yes | 100% | Yes |
| B10_04F_001 | Bedroom 3 | 5.54% | Yes | 100% | 100% | Yes | 100% | Yes |
| B10_04F_001 | LKD | 5.28% | Yes | 100% | 100% | Yes | 100% | Yes |
| B10_04F_002 | Bedroom 1 | 4.40% | Yes | 95% | 100% | Yes | 100% | Yes |
| B10_04F_002 | Bedroom 2 | 5.46% | Yes | 100% | 100% | Yes | 100% | Yes |
| B10_04F_002 | LKD | 3.86% | Yes | 100% | 100% | Yes | 100% | Yes |
| B10_04F_003 | Bedroom 1 | 2.58% | Yes | 58% | 100% | Yes | 100% | Yes |
| B10_04F_003 | Bedroom 2 | 3.10% | Yes | 100% | 100% | Yes | 100% | Yes |
| B10_04F_003 | LKD | 4.11% | Yes | 68% | 100% | Yes | 84% | Yes |
| B10_04F_004 | Bedroom 1 | 2.30% | Yes | 57% | 100% | Yes | 100% | Yes |
| B10_04F_004 | LKD | 5.30% | Yes | 85% | 100% | Yes | 100% | Yes |
| B10_04F_005 | Bedroom 1 | 2.09% | Yes | 42% | 100% | No | 98% | Yes |
| B10_04F_005 | Bedroom 2 | 2.69% | Yes | 77% | 100% | Yes | 100% | Yes |
| B10_04F_005 | LKD | 5.14% | Yes | 100% | 100% | Yes | 100% | Yes |

*For information regarding the criteria under the various guidelines please refer to section 3.0 on page 12.

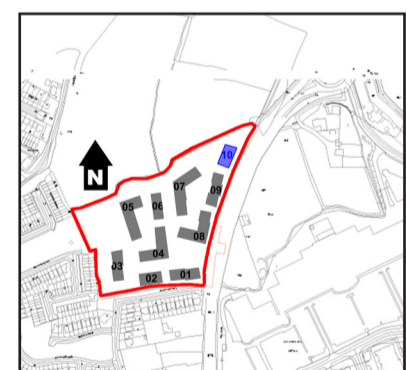
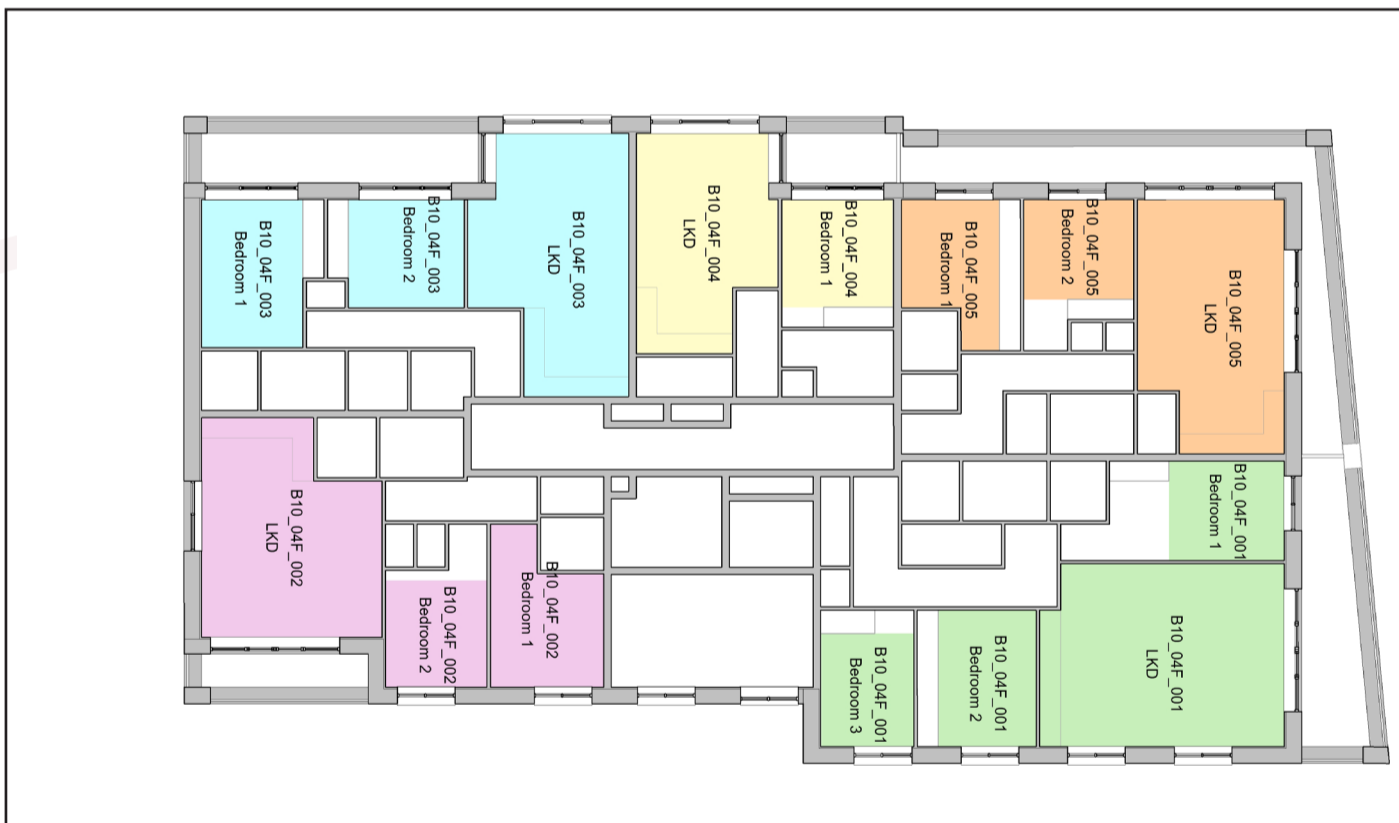


Figure 7.200: Floor plan of assessed building (L), Keyplan highlighting the assessed building (R).

7.3.98 Fifth Floor, Block 10

Table No. 7.201: Alternative Daylight Standards Results Fifth Floor, Block 10

| Unit Number | Room Description | BS 8206-2 | | EN 17037 | | | BS_EN 17037 | |
|-------------|------------------|---------------|-----------------|---|---|-----------------|---|-----------------|
| | | Predicted ADF | Meets Criteria* | % of area above 300 Lux (recommendation >50%) | % of area above 100 Lux (recommendation >95%) | Meets Criteria* | % of area above target Lux* (recommendation >50%) | Meets Criteria* |
| B10_05F_001 | Bedroom 1 | 1.89% | Yes | 34% | 100% | No | 88% | Yes |
| B10_05F_001 | Bedroom 2 | 4.88% | Yes | 100% | 100% | Yes | 100% | Yes |
| B10_05F_001 | Bedroom 3 | 5.56% | Yes | 100% | 100% | Yes | 100% | Yes |
| B10_05F_001 | LKD | 5.33% | Yes | 100% | 100% | Yes | 100% | Yes |
| B10_05F_002 | Bedroom 1 | 4.44% | Yes | 95% | 100% | Yes | 100% | Yes |
| B10_05F_002 | Bedroom 2 | 5.51% | Yes | 100% | 100% | Yes | 100% | Yes |
| B10_05F_002 | LKD | 3.92% | Yes | 100% | 100% | Yes | 100% | Yes |
| B10_05F_003 | Bedroom 1 | 2.64% | Yes | 60% | 100% | Yes | 100% | Yes |
| B10_05F_003 | Bedroom 2 | 3.14% | Yes | 100% | 100% | Yes | 100% | Yes |
| B10_05F_003 | LKD | 4.18% | Yes | 69% | 100% | Yes | 85% | Yes |
| B10_05F_004 | Bedroom 1 | 2.34% | Yes | 62% | 100% | Yes | 100% | Yes |
| B10_05F_004 | LKD | 5.39% | Yes | 87% | 100% | Yes | 100% | Yes |
| B10_05F_005 | Bedroom 1 | 2.13% | Yes | 44% | 100% | No | 98% | Yes |
| B10_05F_005 | Bedroom 2 | 2.73% | Yes | 82% | 100% | Yes | 100% | Yes |
| B10_05F_005 | LKD | 5.27% | Yes | 100% | 100% | Yes | 100% | Yes |

*For information regarding the criteria under the various guidelines please refer to section 3.0 on page 12.

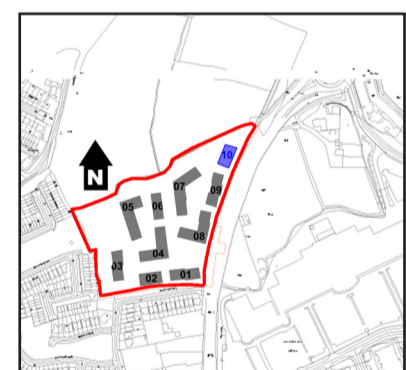
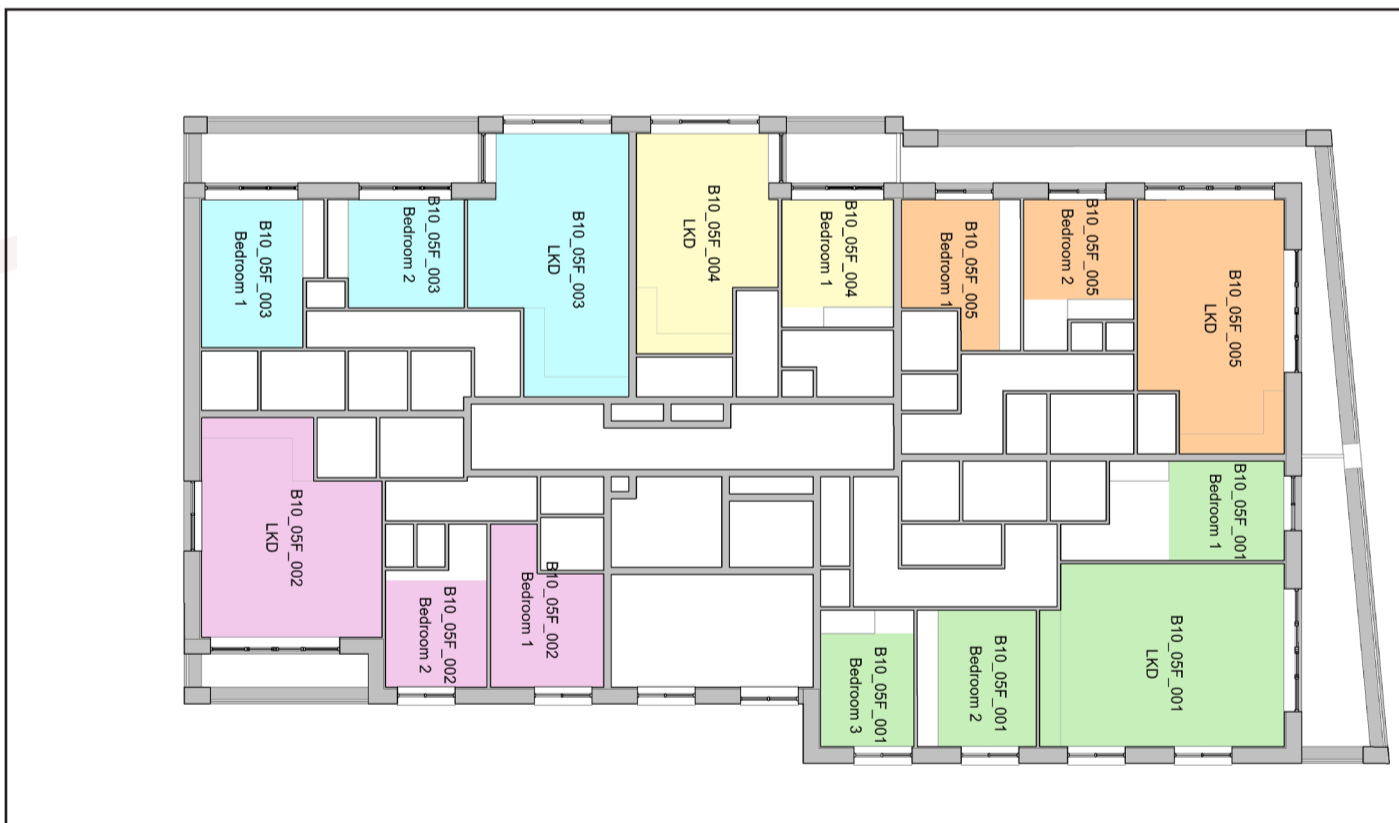


Figure 7.201: Floor plan of assessed building (L), Keyplan highlighting the assessed building (R).

7.3.99 Sixth Floor, Block 10

Table No. 7.202: Alternative Daylight Standards Results Sixth Floor, Block 10

| Unit Number | Room Description | BS 8206-2 | | EN 17037 | | | BS_EN 17037 | |
|-------------|------------------|---------------|-----------------|---|---|-----------------|---|-----------------|
| | | Predicted ADF | Meets Criteria* | % of area above 300 Lux (recommendation >50%) | % of area above 100 Lux (recommendation >95%) | Meets Criteria* | % of area above target Lux* (recommendation >50%) | Meets Criteria* |
| B10_06F_001 | Bedroom 1 | 1.92% | Yes | 34% | 100% | No | 89% | Yes |
| B10_06F_001 | Bedroom 2 | 4.88% | Yes | 100% | 100% | Yes | 100% | Yes |
| B10_06F_001 | Bedroom 3 | 5.58% | Yes | 100% | 100% | Yes | 100% | Yes |
| B10_06F_001 | LKD | 5.36% | Yes | 100% | 100% | Yes | 100% | Yes |
| B10_06F_002 | Bedroom 1 | 4.46% | Yes | 95% | 100% | Yes | 100% | Yes |
| B10_06F_002 | Bedroom 2 | 5.51% | Yes | 100% | 100% | Yes | 100% | Yes |
| B10_06F_002 | LKD | 3.98% | Yes | 100% | 100% | Yes | 100% | Yes |
| B10_06F_003 | Bedroom 1 | 2.70% | Yes | 63% | 100% | Yes | 100% | Yes |
| B10_06F_003 | Bedroom 2 | 3.21% | Yes | 100% | 100% | Yes | 100% | Yes |
| B10_06F_003 | LKD | 4.25% | Yes | 70% | 100% | Yes | 88% | Yes |
| B10_06F_004 | Bedroom 1 | 2.38% | Yes | 63% | 100% | Yes | 100% | Yes |
| B10_06F_004 | LKD | 5.47% | Yes | 89% | 100% | Yes | 100% | Yes |
| B10_06F_005 | Bedroom 1 | 2.17% | Yes | 48% | 100% | No | 100% | Yes |
| B10_06F_005 | Bedroom 2 | 2.78% | Yes | 84% | 100% | Yes | 100% | Yes |
| B10_06F_005 | LKD | 5.36% | Yes | 100% | 100% | Yes | 100% | Yes |

*For information regarding the criteria under the various guidelines please refer to section 3.0 on page 12.

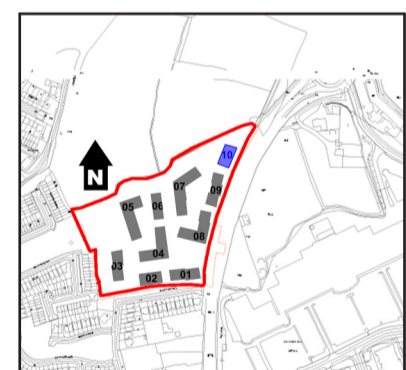
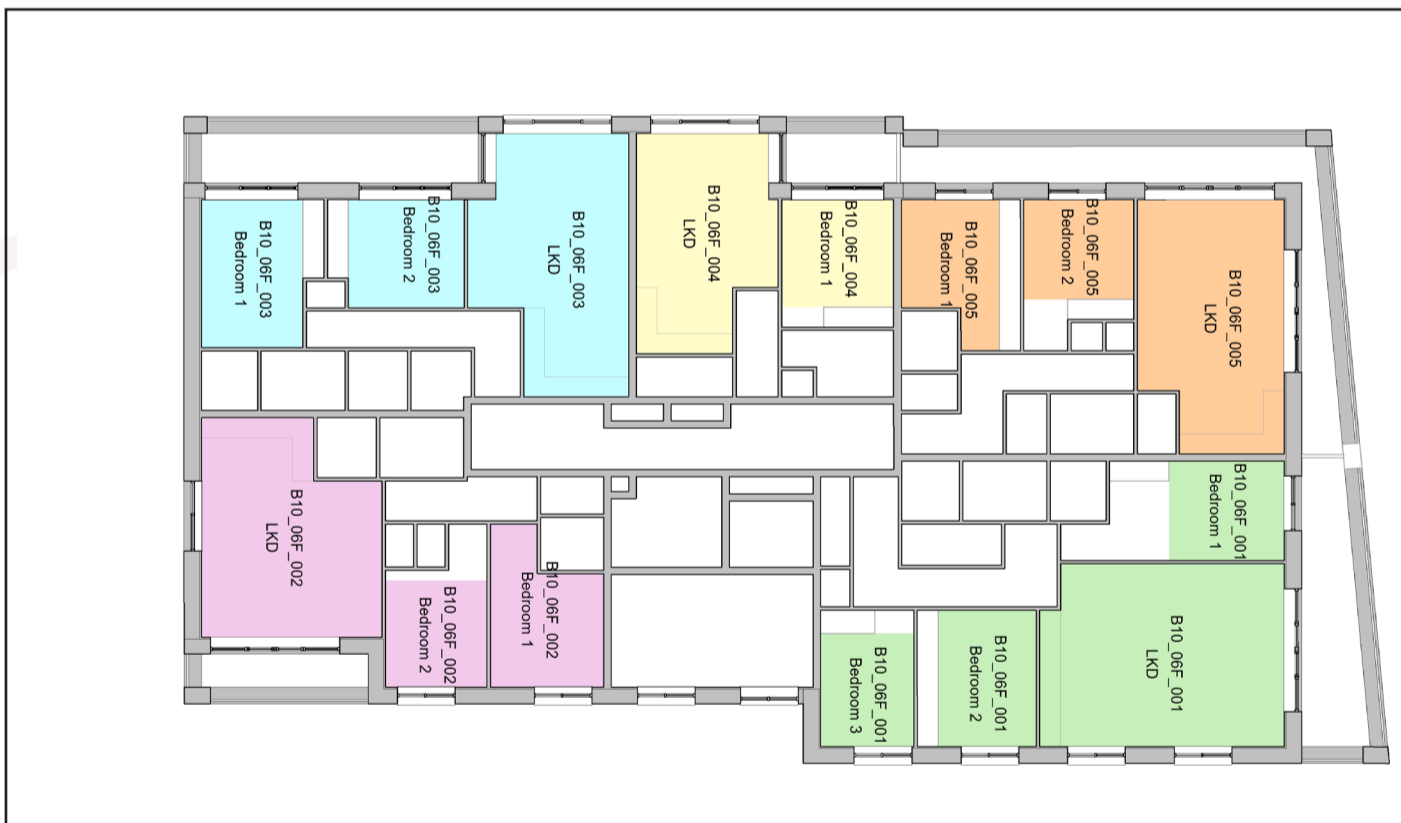


Figure 7.202: Floor plan of assessed building (L), Keyplan highlighting the assessed building (R).

7.3.100 Seventh Floor, Block 10

Table No. 7.203: Alternative Daylight Standards Results Seventh Floor, Block 10

| Unit Number | Room Description | BS 8206-2 | | EN 17037 | | | BS_EN 17037 | |
|-------------|------------------|---------------|-----------------|---|---|-----------------|---|-----------------|
| | | Predicted ADF | Meets Criteria* | % of area above 300 Lux (recommendation >50%) | % of area above 100 Lux (recommendation >95%) | Meets Criteria* | % of area above target Lux* (recommendation >50%) | Meets Criteria* |
| B10_07F_001 | Bedroom 1 | 1.93% | Yes | 38% | 100% | No | 89% | Yes |
| B10_07F_001 | Bedroom 2 | 4.88% | Yes | 100% | 100% | Yes | 100% | Yes |
| B10_07F_001 | Bedroom 3 | 5.59% | Yes | 100% | 100% | Yes | 100% | Yes |
| B10_07F_001 | LKD | 5.38% | Yes | 100% | 100% | Yes | 100% | Yes |
| B10_07F_002 | Bedroom 1 | 4.47% | Yes | 95% | 100% | Yes | 100% | Yes |
| B10_07F_002 | Bedroom 2 | 5.53% | Yes | 100% | 100% | Yes | 100% | Yes |
| B10_07F_002 | LKD | 4.10% | Yes | 100% | 100% | Yes | 100% | Yes |
| B10_07F_003 | Bedroom 1 | 2.77% | Yes | 67% | 100% | Yes | 100% | Yes |
| B10_07F_003 | Bedroom 2 | 3.28% | Yes | 100% | 100% | Yes | 100% | Yes |
| B10_07F_003 | LKD | 4.32% | Yes | 70% | 100% | Yes | 90% | Yes |
| B10_07F_004 | Bedroom 1 | 2.41% | Yes | 67% | 100% | Yes | 100% | Yes |
| B10_07F_004 | LKD | 5.53% | Yes | 92% | 100% | Yes | 100% | Yes |
| B10_07F_005 | Bedroom 1 | 2.21% | Yes | 52% | 100% | Yes | 100% | Yes |
| B10_07F_005 | Bedroom 2 | 2.83% | Yes | 91% | 100% | Yes | 100% | Yes |
| B10_07F_005 | LKD | 5.42% | Yes | 100% | 100% | Yes | 100% | Yes |

*For information regarding the criteria under the various guidelines please refer to section 3.0 on page 12.

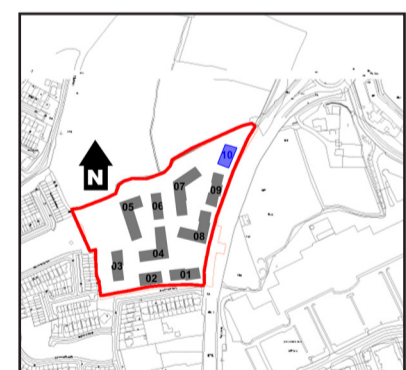
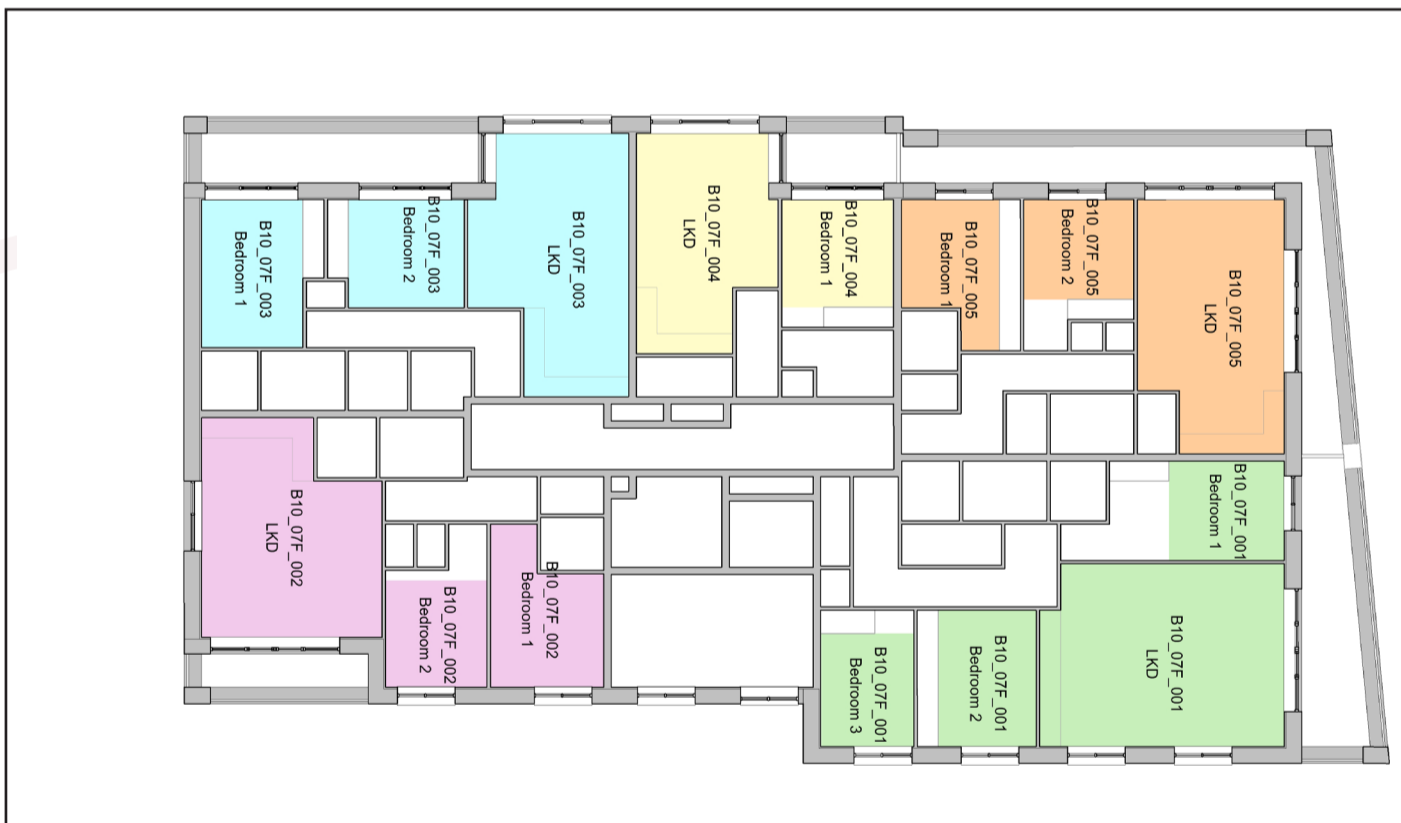


Figure 7.203: Floor plan of assessed building (L), Keyplan highlighting the assessed building (R).

7.3.101 Eighth Floor, Block 10

Table No. 7.204: Alternative Daylight Standards Results Eighth Floor, Block 10

| Unit Number | Room Description | BS 8206-2 | | EN 17037 | | | BS_EN 17037 | |
|-------------|------------------|---------------|-----------------|---|---|-----------------|---|-----------------|
| | | Predicted ADF | Meets Criteria* | % of area above 300 Lux (recommendation >50%) | % of area above 100 Lux (recommendation >95%) | Meets Criteria* | % of area above target Lux* (recommendation >50%) | Meets Criteria* |
| B10_08F_001 | Bedroom 1 | 3.08% | Yes | 82% | 100% | Yes | 100% | Yes |
| B10_08F_001 | Bedroom 2 | 4.88% | Yes | 100% | 100% | Yes | 100% | Yes |
| B10_08F_001 | Bedroom 3 | 5.59% | Yes | 100% | 100% | Yes | 100% | Yes |
| B10_08F_001 | LKD | 6.29% | Yes | 100% | 100% | Yes | 100% | Yes |
| B10_08F_002 | Bedroom 1 | 4.54% | Yes | 97% | 100% | Yes | 100% | Yes |
| B10_08F_002 | Bedroom 2 | 5.65% | Yes | 100% | 100% | Yes | 100% | Yes |
| B10_08F_002 | LKD | 4.31% | Yes | 100% | 100% | Yes | 100% | Yes |
| B10_08F_003 | Bedroom 1 | 3.46% | Yes | 99% | 100% | Yes | 100% | Yes |
| B10_08F_003 | Bedroom 2 | 4.27% | Yes | 100% | 100% | Yes | 100% | Yes |
| B10_08F_003 | LKD | 4.61% | Yes | 74% | 100% | Yes | 92% | Yes |
| B10_08F_004 | Bedroom 1 | 2.53% | Yes | 75% | 100% | Yes | 100% | Yes |
| B10_08F_004 | LKD | 5.63% | Yes | 91% | 100% | Yes | 100% | Yes |
| B10_08F_004 | LKD | 7.52% | Yes | 100% | 100% | Yes | 100% | Yes |
| B10_08F_005 | Bedroom 1 | 3.54% | Yes | 94% | 100% | Yes | 100% | Yes |
| B10_08F_005 | Bedroom 2 | 4.47% | Yes | 100% | 100% | Yes | 100% | Yes |

*For information regarding the criteria under the various guidelines please refer to section 3.0 on page 12.

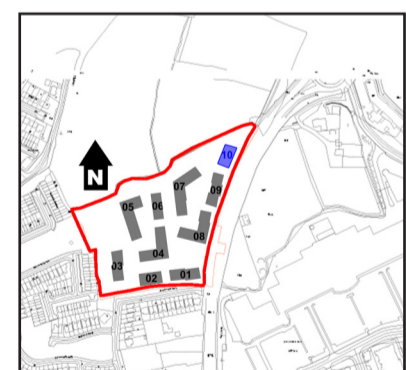
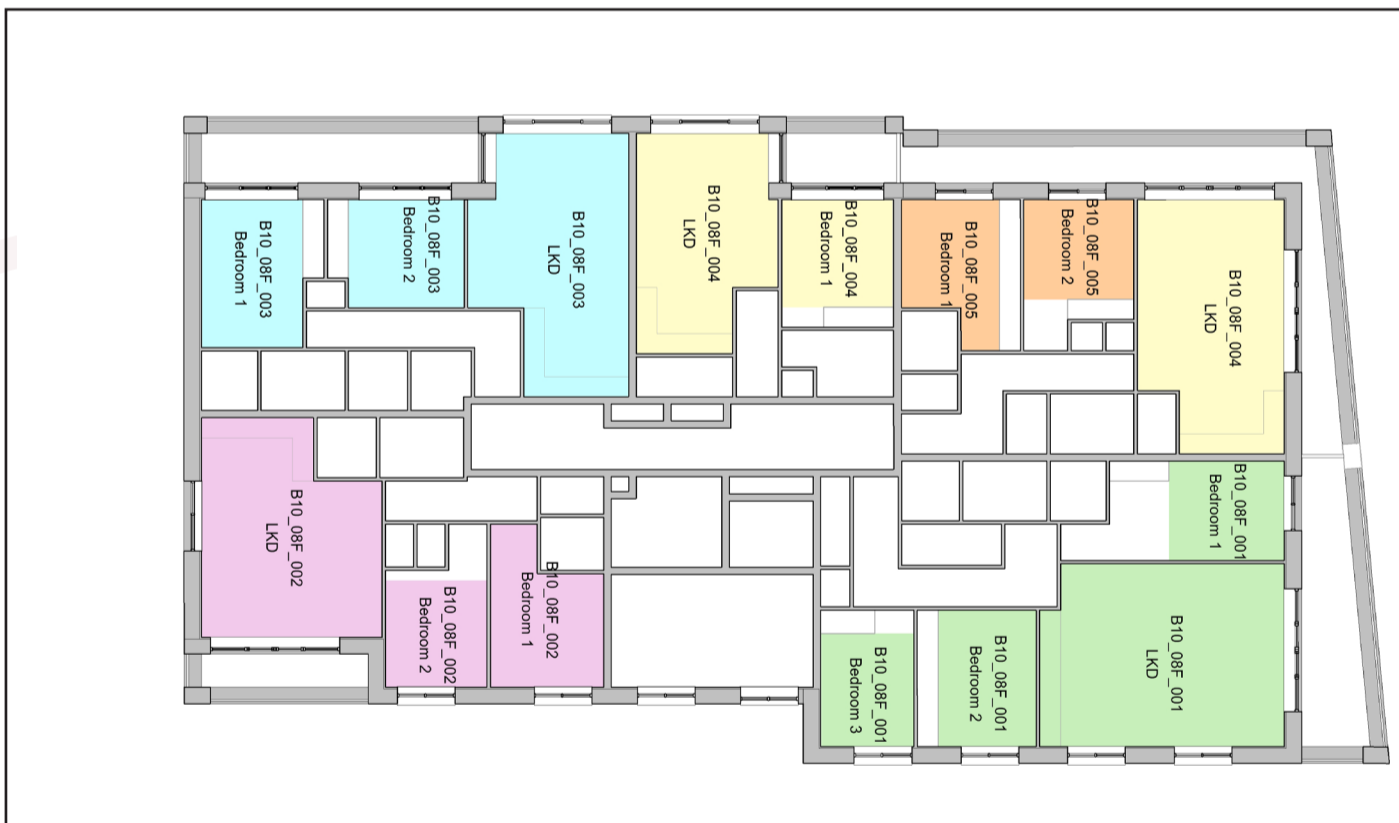


Figure 7.204: Floor plan of assessed building (L), Keyplan highlighting the assessed building (R).

7.3.102 Nineth Floor, Block 10

| Unit Number | Room Description | BS 8206-2 | | EN 17037 | | | BS_EN 17037 | |
|-------------|------------------|---------------|-----------------|---|---|-----------------|---|-----------------|
| | | Predicted ADF | Meets Criteria* | % of area above 300 Lux (recommendation >50%) | % of area above 100 Lux (recommendation >95%) | Meets Criteria* | % of area above target Lux* (recommendation >50%) | Meets Criteria* |
| B10_09F_001 | Bedroom 1 | 4.63% | Yes | 100% | 100% | Yes | 100% | Yes |
| B10_09F_001 | Bedroom 2 | 6.33% | Yes | 100% | 100% | Yes | 100% | Yes |
| B10_09F_001 | LKD | 4.86% | Yes | 97% | 100% | Yes | 100% | Yes |

*For information regarding the criteria under the various guidelines please refer to section 3.0 on page 12.

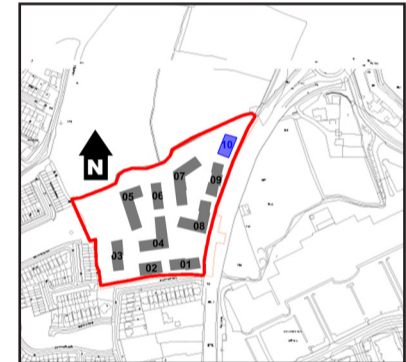
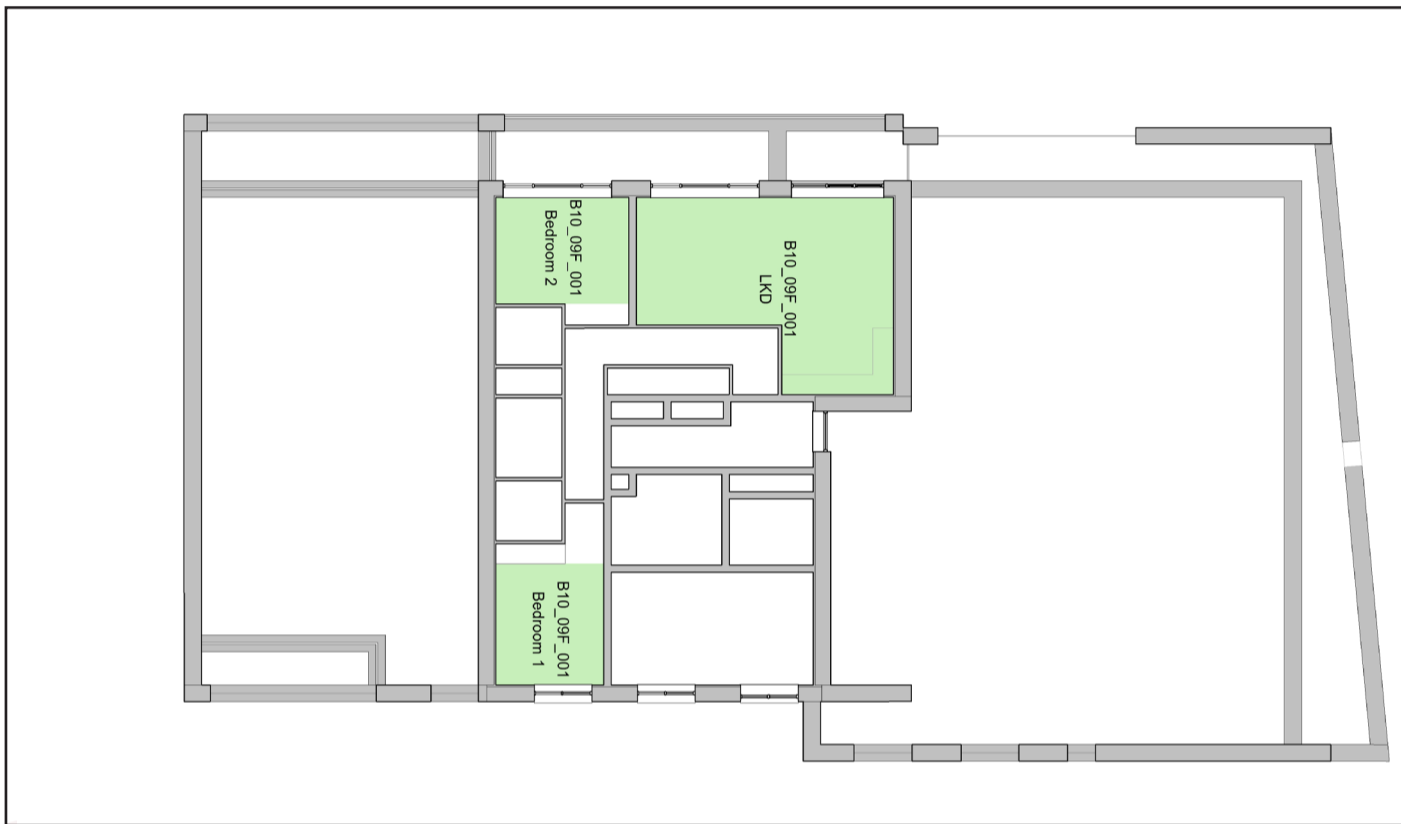


Figure 7.205: Floor plan of assessed building (L), Keyplan highlighting the assessed building (R).

8.0 Analysis of Results

Results were generated and analysed for the following studies:

- Vertical Sky Component
 - 2-24 Boroimhe Willows, Swords
 - 16-18 Boroimhe Oaks, Swords
 - 41-51 Boroimhe Laurels, Swords
- Sun on Ground (SOG) in Existing Gardens
 - 16-18 Boroimhe Oaks, Swords
 - 41-51 Boroimhe Laurels, Swords
- Sun on Ground (SOG) in Proposed Gardens/Amenity Spaces
 - 6 No. spaces in the proposed development.
- Average Daylight Factor
 - 1753 No. spaces in the proposed development.

8.1 Analysis of Impact Assessment Results

8.1.1 Effect on Vertical Sky Component (VSC)

The effect on VSC has been assessed for 96 No. windows across the surrounding properties. Using the rationale explained in section 2.2 on page 7, the effect to VSC on 82 no. of these windows would be considered *imperceptible*, 8 no. *not significant* and 1 no. *slight*.

This shows that 85.4% of the assessed windows will experience an imperceptible level of effect.

The windows that presented a 'not significant' and 'slight' level of effect are located on 2 and 24 Boroimhe Willows and on 41 to 49 Boroimhe Laurels. The main reason why these windows presented a level of effect is that they are in close proximity to the proposed blocks 1, 2 and 3, and the affected windows are facing directly on to the proposed buildings. However, it should be noted that the levels of effect are not extreme and they are concentrated on a select number of properties with all other properties displaying an imperceptible level of effect.

The complete results for the study on the effect on VSC caused by the proposed development can be found in Section 6.1 on page 19.

8.1.2 Effect on Sun On Ground in Existing Gardens

This study has assessed the effect the proposed development would have on the level of sunlight on March 21st in the rear gardens of the neighbouring properties that are located along 16-18 Boroimhe Oaks, Swords | 41-51 Boroimhe Laurels, Swords.

In total 13 No. spaces have been assessed. Using the rationale explained in section 2.2 on page 7, all of the assessed existing gardens will experience an *imperceptible* level of effect.

100% of these outdoor spaces have met the criteria for effect on sun on ground as set out in the BRE Guidelines.

100% of these existing rear gardens have met the criteria for effect on sun on ground as set out in the BRE Guidelines. The neighbouring properties will not suffer any levels of impact by the proposed development, and occupants will keep receiving good levels of sunlight. The results of this study can be considered very favourable.

The complete results of the study on effect on sunlight the neighbouring gardens can be found In Section 6.2 on page 26.

A visual representation of these readings can be seen in the 2 hour false colour plans In Section 6.2 on page 26 and in the hourly shadow diagrams for March 21st in section 6.4.1 on page 28.

8.2 Analysis of Scheme Performance Results

8.2.1 Sun On Ground in Proposed Outdoor Amenity Areas

This study has assessed the level of sunlight on March 21st within the proposed amenity areas.

In total 8 No. spaces have been assessed, 8 No. of which would meet the criteria as set out in the BRE Guidelines.

These assessed proposed amenity spaces would be capable of a good level of sunlight on March 21st which indicates that they would be adequately sunlit throughout the year and results can be considered very favourable.

The complete results for the study on sun on ground in the proposed outdoor amenity spaces can be found in section 7.0 on page 37.

A visual representation of these readings can be seen in the false colour plan in section 7.0 and in the hourly shadow diagrams for March 21st in section 6.4.1 on page 28.

8.2.2 Average Daylight Factor (ADF)

Throughout this project, 3DDB worked closely with design team to ensure the scheme was performing as well as it can be having regard to the proposed scale and mass. A lot of work was carried out with both project architects, PCOT and Arrow Architects particularly in regard to the internal daylighting (ADF) of the proposed blocks. Important design interventions were introduced in order to ensure the most favourable outcome possible in terms of ADF. These design changes included amendments to room configuration, increase/maximising of window sizes and the inclusion of additional windows where possible.

This study has assessed the Average Daylight Factor (ADF) received in all habitable rooms across all the floors of the proposed development. This has ensured that a clear understanding has been obtained of the performance of the scheme with regard to ADF.

This proposed development consists of 645 no. units, which makes up 1753 no. habitable rooms.

With a 2.0% ADF target value for LKDs, the ADF value in 1610 no. habitable rooms meet or exceed their target values. This is a circa compliance rate of ~92%. For a scheme of this scale and density this could be considered a good level of compliance and could be seen as favourable.

With a reduced ADF target value of 1.5% applied to LKDs, the ADF value in 1690 no. habitable rooms meet or exceed their target values. This is a circa compliance rate of ~96%.

Paragraph 6.7 of the 2020 apartment guidelines states:

“Where an applicant cannot fully meet all of the requirements of the daylight provisions above, this must be clearly identified and a rationale for any alternative, compensatory design solutions must be set out...”

A statement regarding the compensatory measures forms part of the project architectural design statement by PCOT and Arrow Architects states:

The design team has therefore ensured that compensatory measures are incorporated into the scheme to address the fact that some of the units are below the minimum recommendations of the BRE Guidelines. This includes:

- *The provision of public open space and communal open space which exceeds the minimum requirements (See M&A Landscape plans and reports);*
- *The provision of a community facility for residents;*
- *Apartment units exceed the minimum floor area requirements set out in the Apartment Guidelines 2020 (no derogation is sought in respect of any of the standards);*
- *Increased head heights to windows where views are more favourable;*
- *Increased window widths where views are more favourable;*
- *Provision of large private amenity in the form of balconies or terraces to all units which meet and exceed (where possible) the standards set out in the Apartment Guidelines, and locating balconies to ensure good levels of sunlight where possible;*
- *Reductions in the overall depth of rooms to improve the level of daylight, whilst still ensuring minimum floor areas for rooms are met and exceeded where possible;*
- *Very good levels of sunlight for all open spaces of amenity at ground and podium levels;*
- *Orientation and outlook of proposed units: the majority apartments have a westerly, southerly or easterly aspect, which overlook a landscaped context with good levels of sunlight amenity and facing*
- *adjoining buildings which have strong elements of architectural design with high quality finishes, materials and textures.*

The complete results for the study on ADF can be seen section 7.2 on page 38.

9.0 Conclusion

3D Design Bureau (3DDB) were commissioned to carry out a daylight assessment, sunlight assessment and shadow study for the proposed strategic housing development at lands at Fosterstown North, Dublin Road / R132, Swords, Co. Dublin.

This assessment has examined the effect the proposed development would have on the level of daylight and sunlight received by the neighbouring residential properties that are in close proximity to the proposed development and that fall within an area deemed necessary to assess.

The impact assessment that was carried out indicates that the proposed development will have an imperceptible level of effect on the vast majority (~85%) of existing neighbouring windows. The small number of windows (~15%) that do not achieve the recommendations as per the BRE Guidelines are marginally below the recommended level. They are also localised in a more constrained area adjoining the proposed scheme and are not registering extreme levels of impact.

Furthermore, the subject site is currently a greenfield site that is zoned for residential use. As such, the impacted windows facing this site currently have little to no obstructions. These windows are likely to sustain some level of effect, should the proposed site be developed to an appropriate level of density.

The level of effect of sun on the ground was assessed on 13 no. rear existing gardens. 100% of these existing gardens have met the criteria for effect on sunlighting as set out in the BRE Guidelines. The gardens of the neighbouring properties will not suffer any levels of impact by the proposed development, and occupants will continue to receive acceptable levels of sunlight within them.

Given the density of the proposed scheme, the level of effect on daylight and sunlight to the surrounding existing properties can be considered acceptable. It is the opinion of 3DDB that no existing properties will experience an unacceptable drop in levels of daylight or sunlight.

With regard to the scheme performance, close consultation with the design team throughout the entire project was carried out resulting in many design interventions being implemented, such as amendments to room configuration, increase/maximising of window sizes along with the inclusion of additional windows where possible. This resulted in a level of compliance for ADF of circa 92% when LKDs are considered at the higher target value of 2%. Whilst there are units/rooms falling short of target values, given the desire for density on such a site there will always be such units/rooms within a large scale scheme like this that will not meet the recommended guidelines. It is also noted by the planning consultant and project architect that *"The proposed development is located adjacent to one of the main routes into the city centre and is well served by public transport. The existing site is underutilised and presents a key opportunity site in the Metropolitan Consolidation Town of Swords to provide much needed residential development. The site represents one of the last remaining undeveloped larger scale landbanks zoned for residential use located between Swords and Dublin Airport and the city boundary. The proposed building height ranges from 4 storeys to 10 storeys, with the taller elements located centrally and on the north-eastern part of the site, away from existing residential properties"*.

A balance will always need to be struck with regard to architectural integrity and requirements versus trying to achieve a 100% compliance on schemes for access to daylight and sunlight such as stated in the Objective DMS30. The optimisation process has ensured that a high proportion of habitable rooms achieve and exceed the minimum levels of daylight and sunlight as recommended in the BRE Guidelines. However where the scheme cannot fully meet all of the requirements, a degree of flexibility is recognised in accordance with The Apartment Guidelines 2020, and the equivalent paragraphs in Section 3.2 of the Building Height Guidelines 2018, and compensatory design measures have been considered by the project architect and stated above.

Finally, as all proposed exterior amenity spaces achieved the recommend levels of sunlight as per the BRE Guidelines, future occupants can expect to enjoy outdoor, well designed amenity spaces that receive good levels of sunlight.